




21 BORRETT ROAD

第I期 PHASE I | 售樓說明書 SALES BROCHURE



此須知是由一手住宅物業銷售監管局為施行《一手住宅物業銷售條例》第19(1)條而發出的。

您在購置一手住宅物業之前，應留意下列事項：

適用於所有一手住宅物業

1. 重要資訊

- 瀏覽一手住宅物業銷售資訊網(下稱「銷售資訊網」)(網址：www.srpe.gov.hk)，參考「銷售資訊網」內有關一手住宅物業的市場資料。
- 閱覽賣方就該發展項目所指定的互聯網網站內的有關資訊，包括售樓說明書、價單、載有銷售安排的文件，及成交紀錄冊。
- 發展項目的售樓說明書，會在該項目的出售日期前最少七日向公眾發布，而有關價單和銷售安排，亦會在該項目的出售日期前最少三日公布。
- 在賣方就有關發展項目所指定的互聯網網站，以及「銷售資訊網」內，均載有有關物業成交資料的成交紀錄冊，以供查閱。

2. 費用、按揭貸款和樓價

- 計算置業總開支，包括律師費、按揭費用、保險費，以及印花稅。
- 向銀行查詢可否取得所需的按揭貸款，然後選擇合適的還款方式，並小心計算按揭貸款金額，以確保貸款額沒有超出本身的負擔能力。
- 查閱同類物業最近的成交價格，以作比較。
- 向賣方或地產代理瞭解，您須付予賣方或該發展項目的管理人的預計的管理費、管理費上期金額(如有)、特別基金金額(如有)、補還的水、電力及氣體按金(如有)，以及/或清理廢料的費用(如有)。

3. 價單、支付條款，以及其他財務優惠

- 賣方未必會把價單所涵蓋的住宅物業悉數推售，因此應留意有關的銷售安排，以了解賣方會推售的住宅物業為何。賣方會在有關住宅物業推售日期前最少三日公布銷售安排。
- 留意價單所載列的支付條款。倘買家可就購置有關住宅物業而連帶獲得價格折扣、贈品，或任何財務優惠或利益，上述資訊亦會在價單內列明。
- 如您擬選用由賣方指定的財務機構提供的各類按揭貸款計劃，在簽訂臨時買賣合約前，應先細閱有關價單內列出的按揭貸款計劃資料¹。如就該些按揭貸款計劃的詳情有任何疑問，應在簽訂臨時買賣合約前，直接向有關財務機構查詢。

4. 物業的面積及四周環境

- 留意載於售樓說明書和價單內的物業面積資料，以及載於價單內的每平方呎/每平方米售價。根據《一手住宅物業銷售條例》(第621章)(下稱「條例」)，賣方只可以實用面積表達住宅物業的面積和每平方呎及平方米的售價。就住宅物業而言，實用面積指該住宅物業的樓面面積，包括在構成該物業的一部分的範圍內的以下每一項目的樓面面積：(i) 露台；(ii) 工作平台；以及 (iii) 陽台。實用面積並不包括空調機房、窗台、閣樓、平台、花園、停車位、天台、梯屋、前庭及庭院的每一項目的面積，即使該些項目構成該物業的一部分的範圍。
- 售樓說明書必須顯示發展項目中所有住宅物業的樓面平面圖。在售樓說明書所載有關發展項目中住宅物業的每一份樓面平面圖，均須述明每個住宅物業的外部 and 內部尺寸²。售樓說明書所提供有關住宅物業外部和內部的尺寸，不會把批盪和裝飾物料包括在內。買家收樓前如欲購置家具，應留意這點。
- 親臨發展項目的所在地實地視察，以了解有關物業的四周環境(包括交通和社區設施)；亦應查詢有否任何城市規劃方案和議決，會對有關的物業造成影響；參閱載於售樓說明書內的位置圖、鳥瞰照片、分區計劃大綱圖，以及橫截面圖。

5. 售樓說明書

- 確保所取得的售樓說明書屬最新版本。根據條例，提供予公眾的售樓說明書必須是在之前的三個月之內印製或檢視、或檢視及修改。
- 如屬未落成發展項目，賣方在認為有需要時可改動建築圖則(如有的話)，因此應留意由賣方提供的任何經修改的售樓說明書，以了解有關未落成發展項目的最新資料。
- 閱覽售樓說明書，並須特別留意以下資訊：
 - 售樓說明書內有否關於「有關資料」的部分，列出賣方知悉但並非為一般公眾人士所知悉，關於相當可能對享用有關住宅物業造成重大影響的事宜的資料。請注意，已在土地註冊處註冊的文件，其內容不會被視為「有關資料」；
 - 橫截面圖會顯示有關建築物相對毗連該建築物的每條街道的橫截面，以及每條上述街道與已知基準面和該建築物最低的一層住宅樓層的水平相對的水平。橫截面圖能以圖解形式，顯示出建築物最低一層住宅樓層和街道水平的高低差距，不論該最低住宅樓層以何種方式命名；
 - 室內和外部的裝置、裝修物料和設備；
 - 管理費按甚麼基準分擔；
 - 小業主有否責任或需要分擔管理、營運或維持有關發展項目以內或以外的公眾休憩用地或公共設施的開支，以及有關公眾休憩用地或公共設施的位置；以及
 - 小業主是否須要負責維修斜坡。

6. 政府批地文件和公契

- 閱覽政府批地文件和公契(或公契擬稿)。公契內載有天台和外牆業權等相關資料。賣方會在售樓處提供政府批地文件和公契(或公契擬稿)的複本，供準買家免費閱覽。
- 留意政府批地文件內所訂明小業主是否須要負責支付地稅。
- 留意公契內訂明有關物業內可否飼養動物。

7. 售樓處內有關可供揀選住宅物業的資料

- 向賣方查詢清楚有哪些一手住宅物業可供揀選。若賣方在售樓處內展示「消耗表」，您可從該「消耗表」得悉在每個銷售日的銷售進度資料，包括在該個銷售日開始時有哪些住宅物業可供出售，以及在該個銷售日內有哪些住宅物業已獲揀選及售出。
- 切勿隨便相信有關發展項目銷情的傳言，倉卒簽立臨時買賣合約。

8. 成交紀錄冊

- 留意發展項目的成交紀錄冊。賣方須於臨時買賣合約訂立後的24小時內，於紀錄冊披露該臨時買賣合約的資料，以及於買賣合約訂立後一個工作天內，披露該買賣合約的資料。您可透過成交紀錄冊得悉發展項目的銷售情況。
- 切勿將賣方接獲用作登記的購樓意向書或本票的數目視為銷情指標。發展項目的成交紀錄冊才是讓公眾掌握發展項目每日銷售情況的最可靠資料來源。

9. 買賣合約

- 確保臨時買賣合約和買賣合約包含條例所規定的強制性條文。
- 留意有關物業買賣交易所包括的裝置、裝修物料和設備，須在臨時買賣合約和買賣合約上列明。
- 留意夾附於買賣合約的圖則。該圖則會顯示所有賣方售予您的物業面積，而該面積通常較該物業的實用面積為大。
- 留意賣方有權改動未落成發展項目的建築圖則(如有的話)。如屬未落成發展項目，條例規定物業的買賣合約須載有強制性條文，列明如有關改動在任何方面對該物業造成影響，賣方須在改動獲建築事務監督批准後的14日內，將該項改動以書面通知買家。
- 訂立臨時買賣合約時，您須向擁有人(即賣方)支付樓價5%的臨時訂金。

- 如您在訂立臨時買賣合約後**五個工作日**（工作日指並非公眾假日、星期六、黑色暴雨警告日或烈風警告日的日子）之內，沒有簽立買賣合約，該臨時買賣合約即告終止，有關臨時訂金（即樓價的5%）會被沒收，而擁有人（即賣方）不得因您沒有簽立買賣合約而對您提出進一步申索。
- 在訂立臨時買賣合約後的五個工作日之內，倘您簽立買賣合約，則擁有人（即賣方）必須在訂立該臨時買賣合約後的八個工作日之內簽立買賣合約。
- 有關的訂金，應付予負責為所涉物業擔任保證金保存人的律師事務所。

10. 表達購樓意向

- 留意在賣方（包括其獲授權代表）就有關住宅物業向公眾提供價單前，賣方不得尋求或接納任何對有關住宅物業的購樓意向（不論是否屬明確選擇購樓意向）。因此您不應向賣方或其授權代表提出有關意向。
- 留意在有關住宅物業的銷售開始前，賣方（包括其獲授權代表）不得尋求或接納任何對該物業的有明確選擇購樓意向。因此您不應向賣方或其授權代表提出有關意向。

11. 委託地產代理

- 留意倘賣方委任一個或多於一個地產代理，以協助銷售其發展項目內任何指明住宅物業，該發展項目的價單必須列明在價單印刷日期當日所有獲委任為地產代理的姓名/名稱。
- 您可委託任何地產代理（不一定是賣方所指定的地產代理），以協助您購置發展項目內任何指明住宅物業；您亦可不委託任何地產代理。
- 委託地產代理以物色物業前，您應該 —
 - 了解該地產代理是否只代表您行事。該地產代理若同時代表賣方行事，倘發生利益衝突，未必能夠保障您的最大利益；
 - 了解您須否支付佣金予該地產代理。若須支付，有關的佣金金額和支付日期為何；以及
 - 留意只有持牌地產代理或營業員才可以接受您的委託。如有疑問，應要求該地產代理或營業員出示其「地產代理證」，或瀏覽地產代理監管局的網頁（網址：www.caa.org.hk），查閱牌照目錄。

12. 委聘律師

- 考慮自行委聘律師，以保障您的利益。該律師若同時代表賣方行事，倘發生利益衝突，未必能夠保障您的最大利益。
- 比較不同律師的收費。

適用於一手未落成住宅物業

13. 預售樓花同意書

- 洽購地政總署「預售樓花同意方案」下的未落成住宅物業時，應向賣方確認地政總署是否已就該發展項目批出「預售樓花同意書」。

14. 示範單位

- 賣方不一定須設置示範單位供準買家或公眾參觀，但賣方如為某指明住宅物業設置示範單位，必須首先設置該住宅物業的無改動示範單位，才可設置該住宅物業的經改動示範單位，並可以就該住宅物業設置多於一個經改動示範單位。
- 參觀示範單位時，務必視察無改動示範單位，以便與經改動示範單位作出比較。然而，條例並沒有限制賣方安排參觀無改動示範單位及經改動示範單位的先後次序。
- 賣方設置示範單位供公眾參觀時，應已提供有關發展項目的售樓說明書。因此，緊記先行索取售樓說明書，以便在參觀示範單位時參閱相關資料。

- 您可以在無改動示範單位及經改動示範單位中進行量度，並在無改動示範單位內拍照或拍攝影片，惟在確保示範單位參觀者人身安全的前提下，賣方可能會設定合理的限制。

適用於一手未落成住宅物業及尚待符合條件的已落成住宅物業

15. 預計關鍵日期及收樓日期

- 查閱售樓說明書中有關發展項目的預計關鍵日期³。
 - 售樓說明書中有關發展項目的預計關鍵日期並不同買家的「收樓日期」。買家的「收樓日期」一般會較發展項目的預計關鍵日期遲。然而，假若發展項目比預期早落成，「收樓日期」可能會較售樓說明書列出的預計關鍵日期為早。
- 收樓日期
 - 條例規定買賣合約須載有強制性條文，列明賣方須於買賣合約內列出的預計關鍵日期後的14日內，以書面為發展項目申請佔用文件、合格證明書，或地政總署署長的轉讓同意（視屬何種情況而定）。
 - > 如發展項目屬地政總署預售樓花同意方案所規管，賣方須在合格證明書或地政總署署長的轉讓同意發出後的一個月內（以較早者為準），就賣方有能力有效地轉讓有關物業一事，以書面通知買家；或
 - > 如發展項目並非屬地政總署預售樓花同意方案所規管，賣方須在佔用文件（包括佔用許可證）發出後的六個月內，就賣方有能力有效地轉讓有關物業一事，以書面通知買家。
 - 條例規定買賣合約須載有強制性條文，列明有關物業的買賣須於賣方發出上述通知的日期的14日內完成。有關物業的買賣完成後，賣方將安排買家收樓事宜。
- 認可人士可批予在預計關鍵日期之後完成發展項目
 - 條例規定買賣合約須載有強制性條文，列明發展項目的認可人士可以在顧及純粹由以下一個或多於一個原因所導致的延遲後，批予在預計關鍵日期之後，完成發展項目：
 - > 工人罷工或封閉工地；
 - > 暴動或內亂；
 - > 不可抗力或天災；
 - > 火警或其他賣方所不能控制的意外；
 - > 戰爭；或
 - > 惡劣天氣。
 - 發展項目的認可人士可以按情況，多於一次批予延後預計關鍵日期以完成發展項目，即收樓日期可能延遲。
 - 條例規定買賣合約須載有強制性條文，列明賣方須於認可人士批予延期後的14日內，向買家提供有關延期證明書的文本。
- 如對收樓日期有任何疑問，可向賣方查詢。

適用於一手已落成住宅物業

16. 賣方資料表格

- 確保取得最近三個月內印製有關您擬購買的一手已落成住宅物業的「賣方資料表格」。

17. 參觀物業

- 購置住宅物業前，確保已獲安排參觀您打算購置的住宅物業。倘參觀有關物業並非合理地切實可行，則應參觀與有關物業相若的物業，除非您以書面同意賣方無須開放與有關物業相若的物業供您參觀。您應仔細考慮，然後才決定是否簽署豁免上述規定的書面同意。
- 除非有關物業根據租約持有，或為確保物業參觀者的人身安全而須設定合理限制，您可以對該物業進行量度、拍照或拍攝影片。

任何與賣方銷售受條例所規管的一手住宅物業有關的投訴和查詢，請與一手住宅物業銷售監管局聯絡。

網址：www.srpa.gov.hk
電話：2817 3313
電郵：enquiry_srpa@hd.gov.hk
傳真：2219 2220

其他相關聯絡資料：

消費者委員會
網址：www.consumer.org.hk
電話：2929 2222
電郵：cc@consumer.org.hk
傳真：2856 3611

地產代理監管局
網址：www.eaa.org.hk
電話：2111 2777
電郵：enquiry@eaa.org.hk
傳真：2598 9596

香港地產建設商會
電話：2826 0111
傳真：2845 2521

一手住宅物業銷售監管局
2023年3月

- ¹ 按揭貸款計劃的資料包括有關按揭貸款計劃對借款人的最低收入的要求、就第一按揭連同第二按揭可獲得的按揭貸款金額上限、最長還款年期、整個還款期內的按揭利率變化，以及申請人須繳付的手續費。
- ² 根據條例附表1第1部第10(2)(d)條述明，售樓說明書內顯示的發展項目中的住宅物業的每一份樓面平面圖須述明以下各項 —
 - (i) 每個住宅物業的外部尺寸；
 - (ii) 每個住宅物業的內部尺寸；
 - (iii) 每個住宅物業的內部間隔的厚度；
 - (iv) 每個住宅物業內個別分隔室的外部尺寸。根據條例附表1第1部第10(3)條，如有關發展項目的經批准的建築圖則，提供條例附表1第1部第10(2)(d)條所規定的資料，樓面平面圖須述明如此規定的該資料。
- ³ 一般而言，「關鍵日期」指該項目符合批地文件的條件的日期，或該項目在遵照經批准的建築圖則的情況下或按照豁免證明書的發出的條件在各方面均屬完成的日期。有關詳情請參閱條例第2條。

This Note is issued by the Sales of First-hand Residential Properties Authority (SRPA) for the purpose of section 19(1) of the Residential Properties (First-hand Sales) Ordinance.

You are advised to take the following steps before purchasing first-hand residential properties.

For all first-hand residential properties

1. Important information

- Make reference to the materials available on the Sales of First-hand Residential Properties Electronic Platform (SRPE) (www.srpe.gov.hk) on the first-hand residential property market.
- Study the information on the website designated by the vendor for the development, including the sales brochure, price lists, documents containing the sales arrangements, and the register of transactions of a development.
- Sales brochure for a development will be made available to the general public at least 7 days immediately before a date of sale while price list and sales arrangements will be made available at least 3 days immediately before the date of sale.
- Information on transactions can be found on the register of transactions on the website designated by the vendor for the development and the SRPE.

2. Fees, mortgage loan and property price

- Calculate the total expenses of the purchase, such as solicitors' fees, mortgage charges, insurance fees and stamp duties.
- Check with banks to find out if you will be able to obtain the needed mortgage loan, select the appropriate payment method and calculate the amount of the mortgage loan to ensure it is within your repayment ability.
- Check recent transaction prices of comparable properties for comparison.
- Check with the vendor or the estate agent the estimated management fee, the amount of management fee payable in advance (if any), special fund payable (if any), the amount of reimbursement of the deposits for water, electricity and gas (if any), and/or the amount of debris removal fee (if any) you have to pay to the vendor or the manager of the development.

3. Price list, payment terms and other financial incentives

- Vendors may not offer to sell all the residential properties that are covered in a price list. To know which residential properties the vendors may offer to sell, pay attention to the sales arrangements which will be announced by the vendors at least 3 days before the relevant residential properties are offered to be sold.
- Pay attention to the terms of payment as set out in a price list. If there are discounts on the price, gift, or any financial advantage or benefit to be made available in connection with the purchase of the residential properties, such information will also be set out in the price list.
- If you intend to opt for any mortgage loan plans offered by financial institutions specified by the vendor, before entering into a preliminary agreement for sale and purchase (PASP), you must study the details of various mortgage loan plans¹ as set out in the price list concerned. If you have any questions about these mortgage loan plans, you should check with the financial institutions concerned direct before entering into a PASP.

4. Property area and its surroundings

- Pay attention to the area information in the sales brochure and price list, and price per square foot/metre in the price list. According to the Residential Properties (First-hand Sales) Ordinance (Cap. 621) (the Ordinance), vendors can only present the area and price per square foot and per square metre of a residential property using saleable area. Saleable area, in relation to a residential property, means the floor area of the residential property, and includes the floor area of every one of the following

to the extent that it forms part of the residential property - (i) a balcony; (ii) a utility platform; and (iii) a verandah. The saleable area excludes the area of the following which forms part of the residential property - air-conditioning plant room; bay window; cockloft; flat roof; garden; parking space; roof; stairhood; terrace and yard.

- Floor plans of all residential properties in the development have to be shown in the sales brochure. In a sales brochure, floor plans of residential properties in the development must state the external and internal dimensions of each residential property². The external and internal dimensions of residential properties as provided in the sales brochure exclude plaster and finishes. You are advised to note this if you want to buy furniture before handing over of the residential property.
- Visit the development site and get to know the surroundings of the property (including transportation and community facilities). Check town planning proposals and decisions which may affect the property. Take a look at the location plan, aerial photograph, outline zoning plan and cross-section plan that are provided in the sales brochure.

5. Sales brochure

- Ensure that the sales brochure obtained is the latest version. According to the Ordinance, the sales brochure made available to the public should be printed or examined, or examined and revised within the previous 3 months.
- In respect of an uncompleted development, the vendor may alter the building plans (if any) whenever the vendor considers necessary. To know the latest information of an uncompleted development, keep paying attention to any revised sales brochures made available by the vendor.
- Read through the sales brochure and in particular, check the following information in the sales brochure –
 - ☐ whether there is a section on “relevant information” in the sales brochure, under which information on any matter that is known to the vendor but is not known to the general public, and is likely to materially affect the enjoyment of a residential property will be set out. Please note that information contained in a document that has been registered with the Land Registry will not be regarded as “relevant information”;
 - ☐ the cross-section plan showing a cross-section of the building in relation to every street adjacent to the building, and the level of every such street in relation to a known datum and to the level of the lowest residential floor of the building. This will help you visualize the difference in height between the lowest residential floor of a building and the street level, regardless of how that lowest residential floor is named;
 - ☐ interior and exterior fittings and finishes and appliances;
 - ☐ the basis on which management fees are shared;
 - ☐ whether individual owners have obligations or need to share the expenses for managing, operating and maintaining the public open space or public facilities inside or outside the development, and the location of the public open space or public facilities; and
 - ☐ whether individual owners have responsibility to maintain slopes.

6. Government land grant and deed of mutual covenant (DMC)

- Read the Government land grant and the DMC (or the draft DMC). Information such as ownership of the rooftop and external walls can be found in the DMC. The vendor will provide copies of the Government land grant and the DMC (or the draft DMC) at the place where the sale is to take place for free inspection by prospective purchasers.
- Check the Government land grant on whether individual owners are liable to pay Government rent.
- Check the DMC on whether animals can be kept in the residential property.

7. Information on Availability of Residential Properties for Selection at Sales Office

- Check with the vendor which residential properties are available for selection. If a “consumption table” is displayed by the vendor at the sales office, you may check from the table information on the progress of sale on a date of sale, including which residential properties are offered for sale at the beginning of that date of sale and which of them have been selected and sold during that date of sale.
- Do not believe in rumours about the sales condition of the development and enter into a PASP rashly.

8. Register of Transactions

- Pay attention to the register of transactions for a development. A vendor must, within 24 hours after entering into a PASP with a purchaser, enter transaction information of the PASP in the register of transactions. The vendor must, within 1 working day after entering into an agreement for sale and purchase (ASP), enter transaction information of the ASP in the register of transactions. Check the register of transactions for the concerned development to learn more about the sales condition of the development.
- Never take the number of registrations of intent or cashier orders a vendor has received for the purpose of registration as an indicator of the sales volume of a development. The register of transactions for a development is the most reliable source of information from which members of the public can grasp the daily sales condition of the development.

9. Agreement for sale and purchase

- Ensure that the PASP and ASP include the mandatory provisions as required by the Ordinance.
- Pay attention that fittings, finishes and appliances to be included in the sale and purchase of the property are inserted in the PASP and ASP.
- Pay attention to the area plan annexed to the ASP which shows the total area which the vendor is selling to you. The total area which the vendor is selling to you is normally greater than the saleable area of the property.
- Pay attention to the vendor's right to alter the building plans (if any) for an uncompleted development. The mandatory provisions to be incorporated in an ASP for uncompleted development as required by the Ordinance include a provision requiring the vendor to notify the purchaser in writing of such alteration if the same affects in any way the property within 14 days after its having been approved by the Building Authority.
- A preliminary deposit of **5%** of the purchase price is payable by you to the owner (i.e. the seller) on entering into a PASP.
- If you do not execute the ASP within **5 working days** (working day means a day that is not a general holiday or a Saturday or a black rainstorm warning day or gale warning day) after entering into the PASP, the PASP is terminated, the preliminary deposit (i.e. 5% of the purchase price) is forfeited, and the owner (i.e. the seller) does not have any further claim against you for not executing the ASP.
- If you execute the ASP within 5 working days after the signing of the PASP, the owner (i.e. the seller) must execute the ASP within 8 working days after entering into the PASP.
- The deposit should be made payable to the solicitors' firm responsible for stakeholding purchasers' payments for the property.

10. Expression of intent of purchasing a residential property

- Note that vendors (including their authorized representative(s)) should not seek or accept any specific or general expression of intent of purchasing any residential property before the relevant price lists for such properties are made available to the public. You therefore should not make such an offer to the vendors or their authorized representative(s).
- Note that vendors (including their authorized representative(s)) should not seek or accept any specific expression of intent of

purchasing a particular residential property before the sale of the property has commenced. You therefore should not make such an offer to the vendors or their authorized representative(s).

11. Appointment of estate agent

- Note that if the vendor has appointed one or more than one estate agents to act in the sale of any specified residential property in the development, the price list for the development must set out the name of all the estate agents so appointed as at the date of printing of the price list.
- You may appoint any estate agent (not necessarily from those estate agency companies appointed by the vendor) to act in the purchase of any specified residential property in the development, and may also not appoint any estate agent to act on your behalf.
- Before you appoint an estate agent to look for a property, you should –
 - ☐ find out whether the agent will act on your behalf only. If the agent also acts for the vendor, he/she may not be able to protect your best interests in the event of a conflict of interest;
 - ☐ find out whether any commission is payable by you to the estate agent and, if so, its amount and the time of payment; and
 - ☐ note that only licensed estate agents or salespersons may accept your appointment. If in doubt, you should request the estate agent or salesperson to produce his/her Estate Agent Card, or check the Licence List on the Estate Agents Authority website: www.eaa.org.hk.

12. Appointment of solicitor

- Consider appointing your own solicitor to protect your interests. If the solicitor also acts for the vendor, he/she may not be able to protect your best interests in the event of a conflict of interest.
- Compare the charges of different solicitors.

For first-hand uncompleted residential properties

13. Pre-sale Consent

- For uncompleted residential property under the Lands Department Consent Scheme, seek confirmation from the vendor whether the “Pre-sale Consent” has been issued by the Lands Department for the development.

14. Show flats

- While the vendor is not required to make any show flat available for viewing by prospective purchasers or the general public, if the vendor wishes to make available show flats of a specified residential property, the vendor must first of all make available an unmodified show flat of that residential property and that, having made available such unmodified show flat, the vendor may then make available a modified show flat of that residential property. In this connection, the vendor is allowed to make available more than one modified show flat of that residential property.
- If you visit the show flats, you should always look at the unmodified show flats for comparison with the modified show flats. That said, the Ordinance does not restrict the discretion of the vendor in arranging the sequence of the viewing of unmodified and modified show flats.
- Sales brochure of the development should have been made available to the public when the show flat is made available for viewing. You are advised to get a copy of the sales brochure and make reference to it when viewing the show flats.
- You may take measurements in modified and unmodified show flats, and take photographs or make video recordings of unmodified show flats, subject to reasonable restriction(s) which may be set by the vendor for ensuring safety of the persons viewing the show flat.

For first-hand uncompleted residential properties and completed residential properties pending compliance

15. Estimated material date and handing over date

- Check the estimated material date³ for the development in the sales brochure.
 - The estimated material date for a development in the sales brochure is not the same as the date on which a residential property is handed over to purchaser. The latter is normally later than the former. However, the handing over date may be earlier than the estimated material date set out in the sales brochure in case of earlier completion of the development.
- Handing over date
 - The mandatory provisions to be incorporated in an ASP as required by the Ordinance include a provision requiring the vendor to apply in writing for an Occupation Document / a Certificate of Compliance or the Director of Lands' Consent to Assign (as the case may be) in respect of the development within 14 days after the estimated material date as stipulated in the ASP.
 - > For development subject to the Lands Department Consent Scheme, the vendor is required to notify the purchaser in writing that the vendor is in a position validly to assign the property within one month after the issue of the Certificate of Compliance or the Consent to Assign, whichever first happens; or
 - > For development not subject to the Lands Department Consent Scheme, the vendor is required to notify the purchaser in writing that the vendor is in a position validly to assign the property within 6 months after the issue of the Occupation Document including Occupation Permit.
 - The mandatory provisions to be incorporated in an ASP as required by the Ordinance include a provision requiring completion of the sale and purchase within 14 days after the date of the notification aforesaid. Upon completion, the vendor shall arrange handover of the property to the purchaser.
- Authorized Person (AP) may grant extension(s) of time for completion of the development beyond the estimated material date.
 - The mandatory provisions to be incorporated in an ASP as required by the Ordinance include a provision that the AP of a development may grant an extension of time for completion of the development beyond the estimated material date having regard to delays caused exclusively by any one or more of the following reasons:
 - > strike or lock-out of workmen;
 - > riots or civil commotion;
 - > force majeure or Act of God;
 - > fire or other accident beyond the vendor's control;
 - > war; or
 - > inclement weather.
 - The AP may grant more than once such an extension of time depending on the circumstances. That means handover of the property may be delayed.
 - The mandatory provisions to be incorporated in an ASP as required by the Ordinance also include a provision requiring the vendor to, within 14 days after the issue of an extension of time granted by the AP, furnish the purchaser with a copy of the relevant certificate of extension.
- Ask the vendor if there are any questions on handing over date.

For first-hand completed residential properties

16. Vendor's information form

- Ensure that you obtain the "vendor's information form(s)" printed within the previous 3 months in relation to the residential property/properties you intend to purchase.

17. Viewing of property

- Ensure that, before you purchase a residential property, you are arranged to view the residential property that you would like to purchase or, if it is not reasonably practicable to view the property in question, a comparable property in the development, unless you agree in writing that the vendor is not required to arrange such a comparable property for viewing for you. You are advised to think carefully before signing any waiver.
- You may take measurements, take photographs or make video recordings of the property, unless the property is held under a tenancy or reasonable restriction(s) is/are needed to ensure safety of the persons viewing the property.

For complaints and enquiries relating to the sales of first-hand residential properties by the vendors which the Ordinance applies, please contact the Sales of First-hand Residential Properties Authority -

Website : www.srpa.gov.hk
 Telephone : 2817 3313
 Email : enquiry_srpa@hd.gov.hk
 Fax : 2219 2220

Other useful contacts:

Consumer Council
 Website : www.consumer.org.hk
 Telephone : 2929 2222
 Email : cc@consumer.org.hk
 Fax : 2856 3611

Estate Agents Authority
 Website : www.eaa.org.hk
 Telephone : 2111 2777
 Email : enquiry@eaa.org.hk
 Fax : 2598 9596

Real Estate Developers Association of Hong Kong
 Telephone : 2826 0111
 Fax : 2845 2521

Sales of First-hand Residential Properties Authority
 March 2023

¹ The details of various mortgage loan plans include the requirements for mortgagors on minimum income level, the loan limit under the first mortgage and second mortgage, the maximum loan repayment period, the change of mortgage interest rate throughout the entire repayment period, and the payment of administrative fees.

² According to section 10(2)(d) in Part 1 of Schedule 1 to the Ordinance, each of the floor plans of the residential properties in the development in the sales brochure must state the following –
 (i) the external dimensions of each residential property;
 (ii) the internal dimensions of each residential property;
 (iii) the thickness of the internal partitions of each residential property;
 (iv) the external dimensions of individual compartments in each residential property.

According to section 10(3) in Part 1 of Schedule 1 to the Ordinance, if any information required by section 10(2)(d) in Part 1 of Schedule 1 to the Ordinance is provided in the approved building plans for the development, a floor plan must state the information as so provided.

³ Generally speaking, "material date" means the date on which the conditions of the land grant are complied with in respect of the development, or the date on which the development is completed in all respects in compliance with the approved building plans or the conditions subject to which the certificate of exemption is issued. For details, please refer to section 2 of the Ordinance.

發展項目期數名稱(「期數」): 21 BORRETT ROAD 第1期

期數所位於的街道的名稱及由差餉物業估價署署長為識別期數的目的而編配的門牌號數:
波老道21號

每幢多單位建築物的樓層的總數:

1號及2號: 23層(包括地庫2層、低層地下、地下, 不包括機房層及天台)

3號及5號: 26層(包括地庫4層、低層地下、地下, 不包括機房層及天台)

6號及7號: 26層(包括地庫4層、低層地下、地下, 不包括機房層及天台)

期數的經批准的建築圖則所規定的每幢多單位建築物內的樓層號數:

1號及2號: 地庫2樓、地庫1樓、低層地下、地下、2樓-3樓、5樓-12樓、15樓-23樓

3號及5號: 地庫4樓-地庫1樓、低層地下、地下、1樓-3樓、5樓-12樓、15樓-23樓

6號及7號: 地庫4樓-地庫1樓、低層地下、地下、1樓-3樓、5樓-12樓、15樓-23樓

每幢有不依連續次序的樓層號數的多單位建築物內被略去的樓層號數:

1號及2號、3號及5號、6號及7號: 4樓、13樓及14樓

每幢多單位建築物內的庇護層(如有的話): 不適用

NAME OF THE PHASE OF THE DEVELOPMENT (THE “PHASE”): 21 BORRETT ROAD Phase 1

THE NAME OF THE STREET AT WHICH THE PHASE IS SITUATED AND THE STREET NUMBER ALLOCATED BY THE COMMISSIONER OF RATING AND VALUATION FOR THE PURPOSE OF DISTINGUISHING THE PHASE:
21 Borrett Road

TOTAL NUMBER OF STOREYS OF EACH MULTI-UNIT BUILDING:

No. 1 & No.2: 23 storeys (including 2 storeys of basement levels, Lower Ground Floor and Ground Floor but excluding Plant Room Level and Roof)

No. 3 & No.5: 26 storeys (including 4 storeys of basement levels, Lower Ground Floor and Ground Floor but excluding Plant Room Level and Roof)

No. 6 & No.7: 26 storeys (including 4 storeys of basement levels, Lower Ground Floor and Ground Floor but excluding Plant Room Level and Roof)

THE FLOOR NUMBERING IN EACH MULTI-UNIT BUILDING AS PROVIDED IN THE APPROVED BUILDING PLANS FOR THE PHASE:

No. 1 & No.2: Basement 2, Basement 1, Lower Ground Floor, Ground Floor, 2/F - 3/F, 5/F - 12/F, 15/F - 23/F

No. 3 & No.5: Basement 4 - Basement 1, Lower Ground Floor, Ground Floor, 1/F - 3/F, 5/F - 12/F, 15/F - 23/F

No. 6 & No.7: Basement 4 - Basement 1, Lower Ground Floor, Ground Floor, 1/F - 3/F, 5/F - 12/F, 15/F - 23/F

THE OMITTED FLOOR NUMBERS IN EACH MULTI-UNIT BUILDING IN WHICH THE FLOOR NUMBERING IS NOT IN CONSECUTIVE ORDER:

No.1 & No.2, No.3 & No.5, No.6 & No.7: 4/F, 13/F and 14/F

REFUGE FLOORS (IF ANY) OF EACH MULTI-UNIT BUILDING:
Not applicable

賣方及有參與期數的其他人的資料

Information on vendor and others involved in the Phase

賣方	: Bristow Investments Limited	VENDOR	: Bristow Investments Limited
賣方之控權公司	: Aim Clever Holdings Limited、Mesa Investment Limited、Paola Holdings Limited、Novel Trend Holdings Limited、Mighty State Limited 及長江實業集團有限公司	HOLDING COMPANIES OF THE VENDOR	: Aim Clever Holdings Limited, Mesa Investment Limited, Paola Holdings Limited, Novel Trend Holdings Limited, Mighty State Limited and CK Asset Holdings Limited
期數的認可人士	: 柯華雄先生		
期數的認可人士以其專業身分擔任經營人、董事或僱員的商號或法團	: 王董建築師事務有限公司	AUTHORIZED PERSON FOR THE PHASE	: Mr Orr Wah Hung David
期數的承建商	: 華營建築有限公司	THE FIRM OR CORPORATION OF WHICH AN AUTHORIZED PERSON FOR THE PHASE IS A PROPRIETOR, DIRECTOR OR EMPLOYEE IN HIS OR HER PROFESSIONAL CAPACITY	: Wong Tung & Partners Limited
就期數中的住宅物業的出售而代表擁有人行事的律師事務所	: 胡關李羅律師行、高露雲律師行、高李葉律師行		
已為期數的建造提供貸款或已承諾為該項建造提供融資的認可機構	: 香港上海滙豐銀行有限公司 (註：承諾書已經獲政府退回並取消)	BUILDING CONTRACTOR FOR THE PHASE	: CR Construction Company Limited
已為期數的建造提供貸款的其他人	: CK Property & Asset Holdings Limited	FIRMS OF SOLICITORS ACTING FOR THE OWNER IN RELATION TO THE SALE OF RESIDENTIAL PROPERTIES IN THE PHASE	: Woo Kwan Lee & Lo, Wilkinson & Grist, Kao, Lee & Yip
		AUTHORIZED INSTITUTION THAT HAS MADE A LOAN, OR HAS UNDERTAKEN TO PROVIDE FINANCE, FOR THE CONSTRUCTION OF THE PHASE	: The Hongkong and Shanghai Banking Corporation Limited (Note: the undertaking has been returned by the Government and cancelled)
		OTHER PERSON WHO HAS MADE LOANS FOR THE CONSTRUCTION OF THE PHASE	: CK Property & Asset Holdings Limited

(a) 賣方或該期數的承建商屬個人，並屬該期數的認可人士的家人	不適用
(b) 賣方或該期數的承建商屬合夥，而該賣方或承建商的合夥人屬上述認可人士的家人	不適用
(c) 賣方或該期數的承建商屬法團，而該賣方或承建商(或該賣方的控權公司)的董事或秘書屬上述認可人士的家人	否
(d) 賣方或該期數的承建商屬個人，並屬上述認可人士的有聯繫人士的家人	不適用
(e) 賣方或該期數的承建商屬合夥，而該賣方或承建商的合夥人屬上述認可人士的有聯繫人士的家人	不適用
(f) 賣方或該期數的承建商屬法團，而該賣方或承建商(或該賣方的控權公司)的董事或秘書屬上述認可人士的有聯繫人士的家人	否
(g) 賣方或該期數的承建商屬個人，並屬就該期數內的住宅物業的出售代表擁有人行事的律師事務所的經營人的家人	不適用
(h) 賣方或該期數的承建商屬合夥，而該賣方或承建商的合夥人屬就該期數內的住宅物業的出售代表擁有人行事的律師事務所的經營人的家人	不適用
(i) 賣方或該期數的承建商屬法團，而該賣方或承建商(或該賣方的控權公司)的董事或秘書屬上述律師事務所的經營人的家人	否
(j) 賣方、賣方的控權公司或該期數的承建商屬私人公司，而該期數的認可人士或該認可人士的有聯繫人士持有該賣方、控權公司或承建商最少10%的已發行股份	否
(k) 賣方、賣方的控權公司或該期數的承建商屬上市公司，而上述認可人士或上述有聯繫人士持有該賣方、控權公司或承建商最少1%的已發行股份	否
(l) 賣方或該期數的承建商屬法團，而上述認可人士或上述有聯繫人士屬該賣方、承建商或該賣方的控權公司的僱員、董事或秘書	否
(m) 賣方或該期數的承建商屬合夥，而上述認可人士或上述有聯繫人士屬該賣方或承建商的僱員	不適用
(n) 賣方、賣方的控權公司或該期數的承建商屬私人公司，而就該期數中的住宅物業的出售而代表擁有人行事的律師事務所的經營人持有該賣方、控權公司或承建商最少10%的已發行股份	否
(o) 賣方、賣方的控權公司或該期數的承建商屬上市公司，而上述律師事務所的經營人持有該賣方、控權公司或承建商最少1%的已發行股份	否
(p) 賣方或該期數的承建商屬法團，而上述律師事務所的經營人屬該賣方或承建商或該賣方的控權公司的僱員、董事或秘書	否
(q) 賣方或該期數的承建商屬合夥，而上述律師事務所的經營人屬該賣方或承建商的僱員	不適用
(r) 賣方或該期數的承建商屬法團，而該期數的認可人士以其專業身分擔任董事或僱員的法團為該賣方或承建商或該賣方的控權公司的有聯繫法團	否
(s) 賣方或該期數的承建商屬法團，而該承建商屬該賣方或該賣方的控權公司的有聯繫法團	否

(a) the vendor or a building contractor for the Phase is an individual, and that vendor or contractor is an immediate family member of an authorized person for the Phase	Not Applicable
(b) the vendor or a building contractor for the Phase is a partnership, and a partner of that vendor or contractor is an immediate family member of such an authorized person	Not Applicable
(c) the vendor or a building contractor for the Phase is a corporation, and a director or the secretary of that vendor or contractor (or a holding company of that vendor) is an immediate family member of such an authorized person	No
(d) the vendor or a building contractor for the Phase is an individual, and that vendor or contractor is an immediate family member of an associate of such an authorized person	Not Applicable
(e) the vendor or a building contractor for the Phase is a partnership, and a partner of that vendor or contractor is an immediate family member of an associate of such an authorized person	Not Applicable
(f) the vendor or a building contractor for the Phase is a corporation, and a director or the secretary of that vendor or contractor (or a holding company of that vendor) is an immediate family member of an associate of such an authorized person	No
(g) the vendor or a building contractor for the Phase is an individual, and that vendor or contractor is an immediate family member of a proprietor of a firm of solicitors acting for the owner in relation to the sale of residential properties in the Phase	Not Applicable
(h) the vendor or a building contractor for the Phase is a partnership, and a partner of that vendor or contractor is an immediate family member of a proprietor of a firm of solicitors acting for the owner in relation to the sale of residential properties in the Phase	Not Applicable
(i) the vendor or a building contractor for the Phase is a corporation, and a director or the secretary of that vendor or contractor (or a holding company of that vendor) is an immediate family member of a proprietor of such a firm of solicitors	No
(j) the vendor, a holding company of the vendor, or a building contractor for the Phase, is a private company, and an authorized person for the Phase, or an associate of such an authorized person, holds at least 10% of the issued shares in that vendor, holding company or contractor	No
(k) the vendor, a holding company of the vendor, or a building contractor for the Phase, is a listed company, and such an authorized person, or such an associate, holds at least 1% of the issued shares in that vendor, holding company or contractor	No
(l) the vendor or a building contractor for the Phase is a corporation, and such an authorized person, or such an associate, is an employee, director or secretary of that vendor or contractor or of a holding company of that vendor	No
(m) the vendor or a building contractor for the Phase is a partnership, and such an authorized person, or such an associate, is an employee of that vendor or contractor	Not Applicable

(n) the vendor, a holding company of the vendor, or a building contractor for the Phase, is a private company, and a proprietor of a firm of solicitors acting for the owner in relation to the sale of residential properties in the Phase holds at least 10% of the issued shares in that vendor, holding company or contractor	No
(o) the vendor, a holding company of the vendor, or a building contractor for the Phase, is a listed company, and a proprietor of such a firm of solicitors holds at least 1% of the issued shares in that vendor, holding company or contractor	No
(p) the vendor or a building contractor for the Phase is a corporation, and a proprietor of such a firm of solicitors is an employee, director or secretary of that vendor or contractor or of a holding company of that vendor	No
(q) the vendor or a building contractor for the Phase is a partnership, and a proprietor of such a firm of solicitors is an employee of that vendor or contractor	Not Applicable
(r) the vendor or a building contractor for the Phase is a corporation, and the corporation of which an authorized person for the Phase is a director or employee in his or her professional capacity is an associate corporation of that vendor or contractor or of a holding company of that vendor	No
(s) the vendor or a building contractor for the Phase is a corporation, and that contractor is an associate corporation of that vendor or of a holding company of that vendor	No

期數有構成圍封牆的一部分的非結構的預製外牆及幕牆。
There are non-structural prefabricated external walls and curtain walls forming part of the enclosing walls in the Phase.

每幢建築物的非結構的預製外牆的厚度範圍
THE RANGE OF THICKNESS OF THE NON-STRUCTURAL PREFABRICATED EXTERNAL WALLS OF EACH BLOCK:

建築物 Block	非結構的預製外牆的厚度範圍(毫米) The Range of Thickness of the Non-Structural Prefabricated External Walls (mm)
1號及2號 No. 1 & No.2	75-150
3號及5號 No.3 & No.5	75-150
6號及7號 No. 6 & No.7	75-150

每個住宅物業的非結構的預製外牆的總面積表：
SCHEDULE OF TOTAL AREA OF THE NON-STRUCTURAL PREFABRICATED EXTERNAL WALLS OF EACH RESIDENTIAL PROPERTY:

建築物 Block	單位 Unit	樓層* Floor	每個住宅物業的 非結構的預製外牆的 總面積(平方米) Total Area of Non-Structural Prefabricated External Walls of each residential property (m²)
1號及2號 No. 1 & No. 2	1號 No. 1	2樓 2/F	4.044
		3樓-22樓 3/F-22/F	4.285
		23樓 23/F	5.136
	2號 No. 2	2樓 2/F	1.659
		3樓-22樓 3/F-22/F	1.659
3號及5號 No. 3 & No.5	3號 No. 3	1樓 1/F	1.303
		2樓-22樓 2/F-22/F	1.303
		23樓 23/F	2.775
	5號 No.5	1樓 1/F	1.303
		2樓-22樓 2/F-22/F	1.303
6號及7號 No.6 & No.7	6號 No.6	1樓 1/F	1.325
		2樓-22樓 2/F-22/F	1.325
		23樓 23/F	4.182
	7號 No.7	1樓 1/F	2.387
		2樓-22樓 2/F-22/F	2.387

每幢建築物的幕牆的厚度範圍
THE RANGE OF THICKNESS OF THE CURTAIN WALLS OF EACH BUILDING:

建築物 Building	幕牆的厚度範圍(毫米) The Range of Thickness of the Curtain Walls (mm)
1號及2號 No. 1 & No.2	300
3號及5號 No.3 & No.5	300
6號及7號 No. 6 & No.7	300

每個住宅物業的幕牆的總面積表：
SCHEDULE OF TOTAL AREA OF THE CURTAIN WALLS OF EACH RESIDENTIAL PROPERTY :

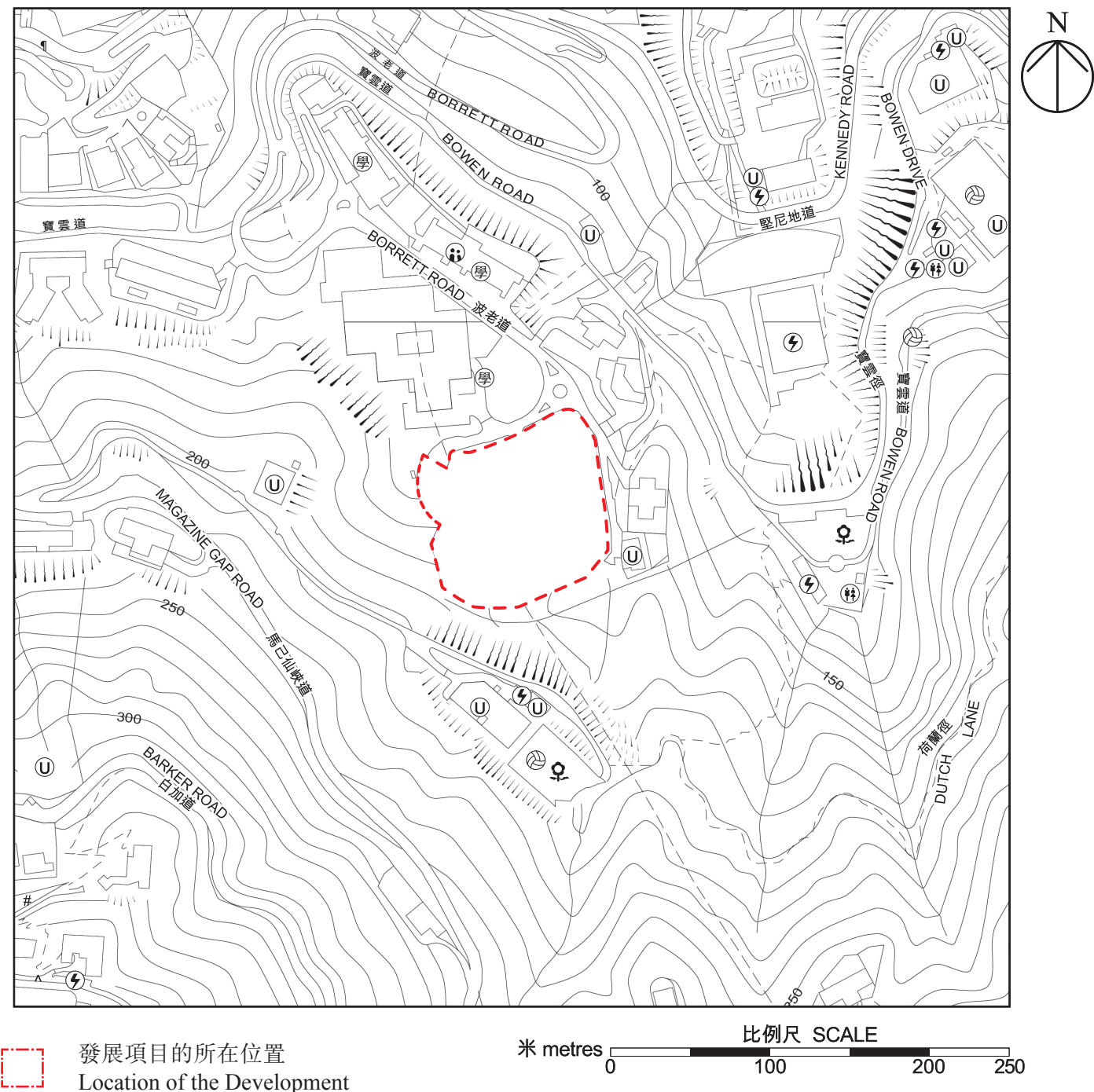
建築物 Building	單位 Unit	樓層* Floor	每個住宅物業的幕牆的 總面積(平方米) Total Area of Curtain Walls of each residential property (m²)
1號及2號 No. 1 & No. 2	1號 No. 1	2樓 2/F	3.041
		3樓-22樓 3/F-22/F	3.919
		23樓 23/F	5.247
	2號 No. 2	2樓 2/F	3.013
		3樓-22樓 3/F-22/F	3.211
3號及5號 No. 3 & No.5	3號 No. 3	1樓 1/F	3.004
		2樓-22樓 2/F-22/F	3.232
		23樓 23/F	3.509
	5號 No.5	1樓 1/F	3.034
		2樓-22樓 2/F-22/F	3.232
6號及7號 No.6 & No.7	6號 No.6	1樓 1/F	3.034
		2樓-22樓 2/F-22/F	3.232
		23樓 23/F	4.998
	7號 No.7	1樓 1/F	4.341
		2樓-22樓 2/F-22/F	4.341

* 住宅樓層不設4樓、13樓及14樓。
Residential floors 4/F, 13/F and 14/F are omitted.

根據已簽立的公契，獲委任為期數的管理人的人：
高衛物業管理有限公司

PERSON APPOINTED AS THE MANAGER OF THE PHASE
UNDER THE DEED OF MUTUAL COVENANT THAT HAS BEEN
EXECUTED:
Goodwell Property Management Limited

發展項目的所在位置圖
Location plan of the development



地圖由空間數據共享平台提供，香港特別行政區政府為知識產權擁有人。
The map is provided by the Common Spatial Data Infrastructure (CSDI) Portal and intellectual property rights are owned by the Government of the HKSAR.

此位置圖是由賣方參考地政總署測繪處於2025年2月27日出版之數碼地形圖擬備，圖幅編號為T11-SW-B及T11-SW-D，有需要處經修正處理。
This Location Plan is prepared by the Vendor with reference to the Digital Topographic Map Nos. T11-SW-B and T11-SW-D dated 27th February 2025 available from Survey and Mapping Office of the Lands Department, with adjustments where necessary.

備註 Notes：

因技術原因（例如發展項目之不規則形狀），所在位置圖所顯示之範圍多於《一手住宅物業銷售條例》所要求顯示的範圍。
Due to technical reasons (such as the irregular shape of the Development), the location plan has shown more than the area required under the Residential Properties (First-hand Sales) Ordinance.

賣方亦建議準買方到有關發展地盤作實地考察，以對該發展地盤、其周邊地區環境及附近的公共設施有較佳了解。
The Vendor also advises prospective purchasers to conduct an on-site visit for a better understanding of the development site, its surrounding environment and the public facilities nearby.


於發展項目的所在位置圖未能顯示之街道全名：
Street names not shown in full in the Location Plan of the Development:

雷丹彌徑 ^ 施勳道 ¶ 麥當勞道
Lloyd Path Severn Road MacDonnell Road

圖例 NOTATION

- 公園
A Public Park
- 發電廠（包括電力分站）
A Power Plant (Including electricity sub-stations)
- 公用事業設施裝置
A Public Utility Installation
- 體育設施（包括運動場及游泳池）
Sports Facilities (Including a sports ground and a swimming pool)
- 公廁
A Public Convenience
- 學校（包括幼稚園）
A School (Including a kindergarten)
- 社會福利設施（包括老人中心及弱智人士護理院）
Social Welfare Facilities (Including an elderly centre and a home for the mentally disabled)

期數的鳥瞰照片 Aerial photograph of the Phase



● Location of the Phase
期數的位置

摘錄自地政總署測繪處於2023年11月22日在6,000呎飛行高度拍攝之鳥瞰照片，編號為E212748C。
Extracted from part of the aerial photograph taken by the Survey and Mapping Office of the Lands Department at a flying height 6,000 feet, Photo No. E212748C, dated 22nd November 2023.

香港特別行政區政府地政總署測繪處©版權所有，未經許可，不得翻印。
Survey and Mapping Office, Lands Department, The Government of HKSAR © Copyright reserved – reproduction by permission only.


因技術原因(例如期數之形狀)，鳥瞰照片所顯示之範圍多於《一手住宅物業銷售條例》所要求。
Due to technical reasons (such as the shape of the Phase), the aerial photograph shows more than the area required under the Residential Properties (First-hand Sales) Ordinance.



摘錄自地政總署測繪處於2024年8月7日在6,000呎飛行高度拍攝之鳥瞰照片，編號為E226626C。
Extracted from part of the aerial photograph taken by the Survey and Mapping Office of the Lands Department at a flying height 6,000 feet, Photo No. E226626C, dated 7th August 2024.

香港特別行政區政府地政總署測繪處©版權所有，未經許可，不得翻印。
Survey and Mapping Office, Lands Department, The Government of HKSAR © Copyright reserved – reproduction by permission only.

因技術原因(例如期數之形狀)，鳥瞰照片所顯示之範圍多於《一手住宅物業銷售條例》所要求。
Due to technical reasons (such as the shape of the Phase), the aerial photograph shows more than the area required under the Residential Properties (First-hand Sales) Ordinance.



摘錄自地政總署測繪處於2024年8月7日在6,000呎飛行高度拍攝之鳥瞰照片，編號為E226421C。
Extracted from part of the aerial photograph taken by the Survey and Mapping Office of the Lands Department at a flying height 6,000 feet, Photo No. E226421C, dated 7th August 2024.

香港特別行政區政府地政總署測繪處©版權所有，未經許可，不得翻印。
Survey and Mapping Office, Lands Department, The Government of HKSAR © Copyright reserved – reproduction by permission only.

因技術原因(例如期數之形狀)，鳥瞰照片所顯示之範圍多於《一手住宅物業銷售條例》所要求。
Due to technical reasons (such as the shape of the Phase), the aerial photograph shows more than the area required under the Residential Properties (First-hand Sales) Ordinance.



鳥瞰照片並不覆蓋本空白範圍
This blank area falls outside the coverage of the aerial photograph

● Location of the Phase
期數的位置

摘錄自地政總署測繪處於2024年3月8日在2,500呎飛行高度拍攝之鳥瞰照片，編號為E218214C。
Extracted from part of the aerial photograph taken by the Survey and Mapping Office of the Lands Department at a flying height 2,500 feet, Photo No.E218214C, dated 8th March 2024.

香港特別行政區政府地政總署測繪處©版權所有，未經許可，不得翻印。
Survey and Mapping Office, Lands Department, The Government of HKSAR © Copyright reserved – reproduction by permission only.

因技術原因(例如期數之形狀)，鳥瞰照片所顯示之範圍多於《一手住宅物業銷售條例》所要求。
Due to technical reasons (such as the shape of the Phase), the aerial photograph shows more than the area required under the Residential Properties (First-hand Sales) Ordinance.



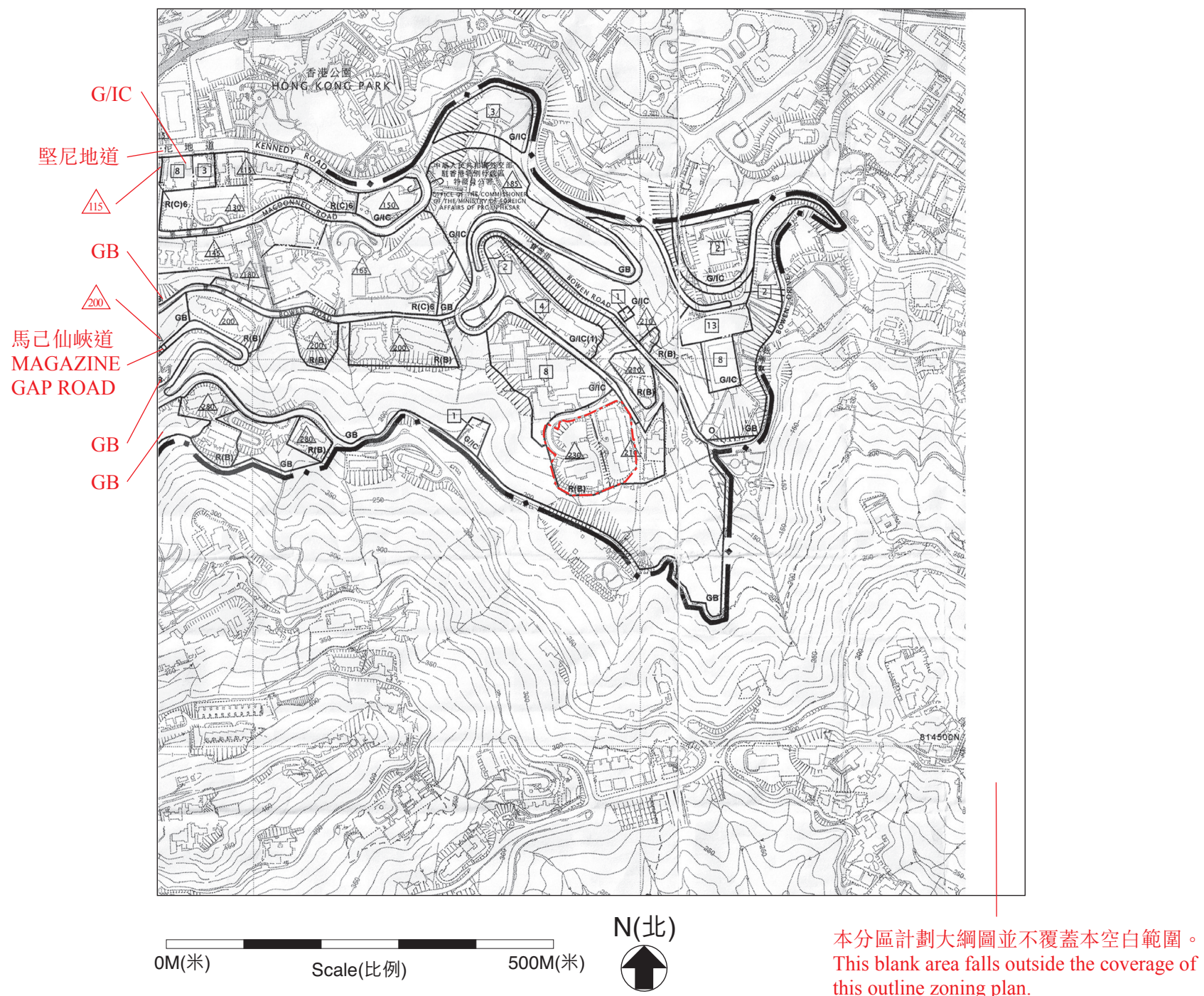
● Location of the Phase
期數的位置

摘錄自地政總署測繪處於2024年3月8日在2,500呎飛行高度拍攝之鳥瞰照片，編號為E218213C。
Extracted from part of the aerial photograph taken by the Survey and Mapping Office of the Lands Department at a flying height 2,500 feet, Photo No.E218213C, dated 8th March 2024.

香港特別行政區政府地政總署測繪處©版權所有，未經許可，不得翻印。
Survey and Mapping Office, Lands Department, The Government of HKSAR © Copyright reserved – reproduction by permission only.

因技術原因(例如期數之形狀)，鳥瞰照片所顯示之範圍多於《一手住宅物業銷售條例》所要求。
Due to technical reasons (such as the shape of the Phase), the aerial photograph shows more than the area required under the Residential Properties (First-hand Sales) Ordinance.

關於發展項目的分區計劃大綱圖
 Outline zoning plan relating to the development



摘錄自憲報公佈日期為2010年3月19日之半山區西部(港島規劃區第11區)分區計劃大綱核准圖編號S/H11/15，經修正處理之處以紅色表示。

香港特別行政區政府地政總署測繪處©版權所有，未經許可，不得翻印。

因技術原因(例如發展項目之形狀)，分區計劃大綱圖所顯示之範圍多於《一手住宅物業銷售條例》所要求。

註：賣方建議買方到有關發展地盤作實地考察，以對該發展地盤、其周邊地區環境及附近的公共設施有較佳了解。

Extracted from approved Hong Kong Planning Area No.11 - Mid-Levels West Outline Zoning Plan No. S/H11/15 gazetted on 19th March 2010, with adjustment where necessary as shown in red.

Survey and Mapping Office, Lands Department, The Government of HKSAR © Copyright reserved – reproduction by permission only.

Due to technical reasons (such as the shape of the Development), the outline zoning plan shows more than the area required under the Residential Properties (First-hand Sales) Ordinance.

Remark: The vendor advises prospective purchasers to conduct an on-site visit for a better understanding of the development site, its surrounding environment and the public facilities nearby.

圖例 NOTATION

地帶

商業

C

ZONES

COMMERCIAL

住宅(甲類)

R(A)

RESIDENTIAL (GROUP A)

住宅(乙類)

R(B)

RESIDENTIAL (GROUP B)

住宅(丙類)

R(C)

RESIDENTIAL (GROUP C)

政府、機構或社區

G/IC

GOVERNMENT, INSTITUTION OR COMMUNITY

休憩用地

O

OPEN SPACE

其他指定用途

OU

OTHER SPECIFIED USES

綠化地帶

GB

GREEN BELT

郊野公園

CP

COUNTRY PARK

其他

規劃範圍界線

— ♦ —

MISCELLANEOUS

BOUNDARY OF PLANNING SCHEME

郊野公園界線

— • —

BOUNDARY OF COUNTRY PARK

建築物高度

管制區界線

- - - - -

BUILDING HEIGHT CONTROL ZONE BOUNDARY

最高建築物高度
(在主水平基準上若干米)

140

MAXIMUM BUILDING HEIGHT
(IN METRES ABOVE PRINCIPAL DATUM)

最高建築物高度
(樓層數目)

5

MAXIMUM BUILDING HEIGHT
(IN NUMBER OF STOREYS)

加油站

P F S

PETROL FILLING STATION

發展項目邊界

[Red dashed box]

BOUNDARY OF THE DEVELOPMENT

交通

主要道路及路口

[Symbol for major road and junction]

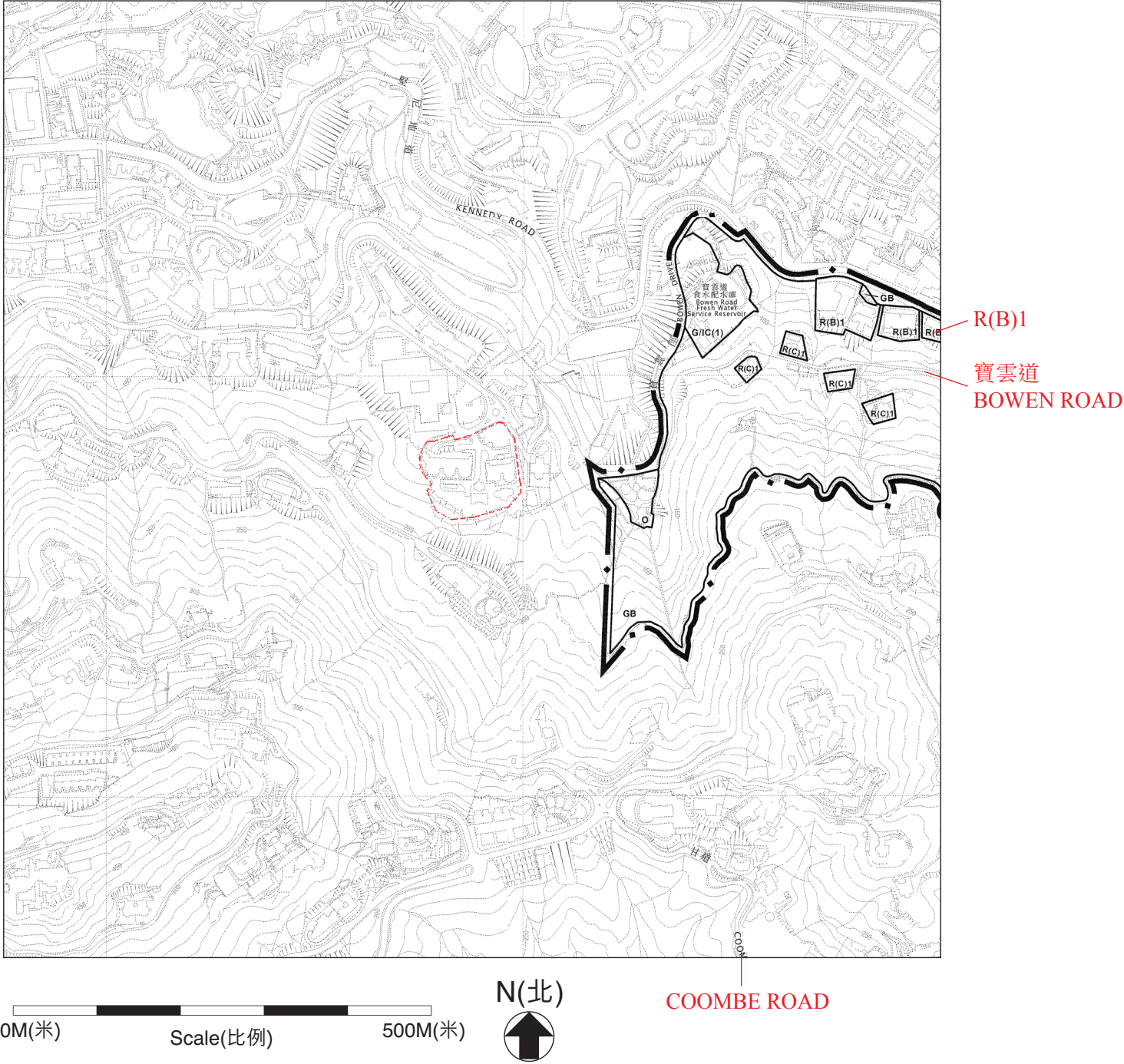
COMMUNICATIONS

MAJOR ROAD AND JUNCTION

高架道路

[Symbol for elevated road]

ELEVATED ROAD



摘錄自憲報公佈日期為2024年10月10日之半山區東部(港島規劃區第12區)分區計劃大綱核准圖編號S/H12/14，經修正處理之處以紅色表示。

香港特別行政區政府地政總署測繪處©版權所有，未經許可，不得翻印。

因技術原因(例如發展項目之形狀)，分區計劃大綱圖所顯示之範圍多於《一手住宅物業銷售條例》所要求。

註：賣方建議買方到有關發展地盤作實地考察，以對該發展地盤、其周邊地區環境及附近的公共設施有較佳了解。

Extracted from approved Hong Kong Planning Area No.12 - Mid-Levels East Outline Zoning Plan No. S/H12/14 gazetted on 10th October 2024, with adjustment where necessary as shown in red.

Survey and Mapping Office, Lands Department, The Government of HKSAR © Copyright reserved – reproduction by permission only.

Due to technical reasons (such as the shape of the Development), the outline zoning plan shows more than the area required under the Residential Properties (First-hand Sales) Ordinance.

Remark: The vendor advises prospective purchasers to conduct an on-site visit for a better understanding of the development site, its surrounding environment and the public facilities nearby.

圖例 NOTATION

地帶

政府、機構或社區

G/IC

住宅(乙類)

R(B)

住宅(丙類)

R(C)

休憩用地

O

綠化地帶

GB

ZONES

GOVERNMENT, INSTITUTION OR COMMUNITY

RESIDENTIAL (GROUP B)

RESIDENTIAL (GROUP C)

OPEN SPACE

GREEN BELT

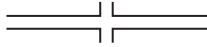
發展項目邊界



BOUNDARY OF THE DEVELOPMENT

交通

主要道路及路口



COMMUNICATIONS

MAJOR ROAD AND JUNCTION

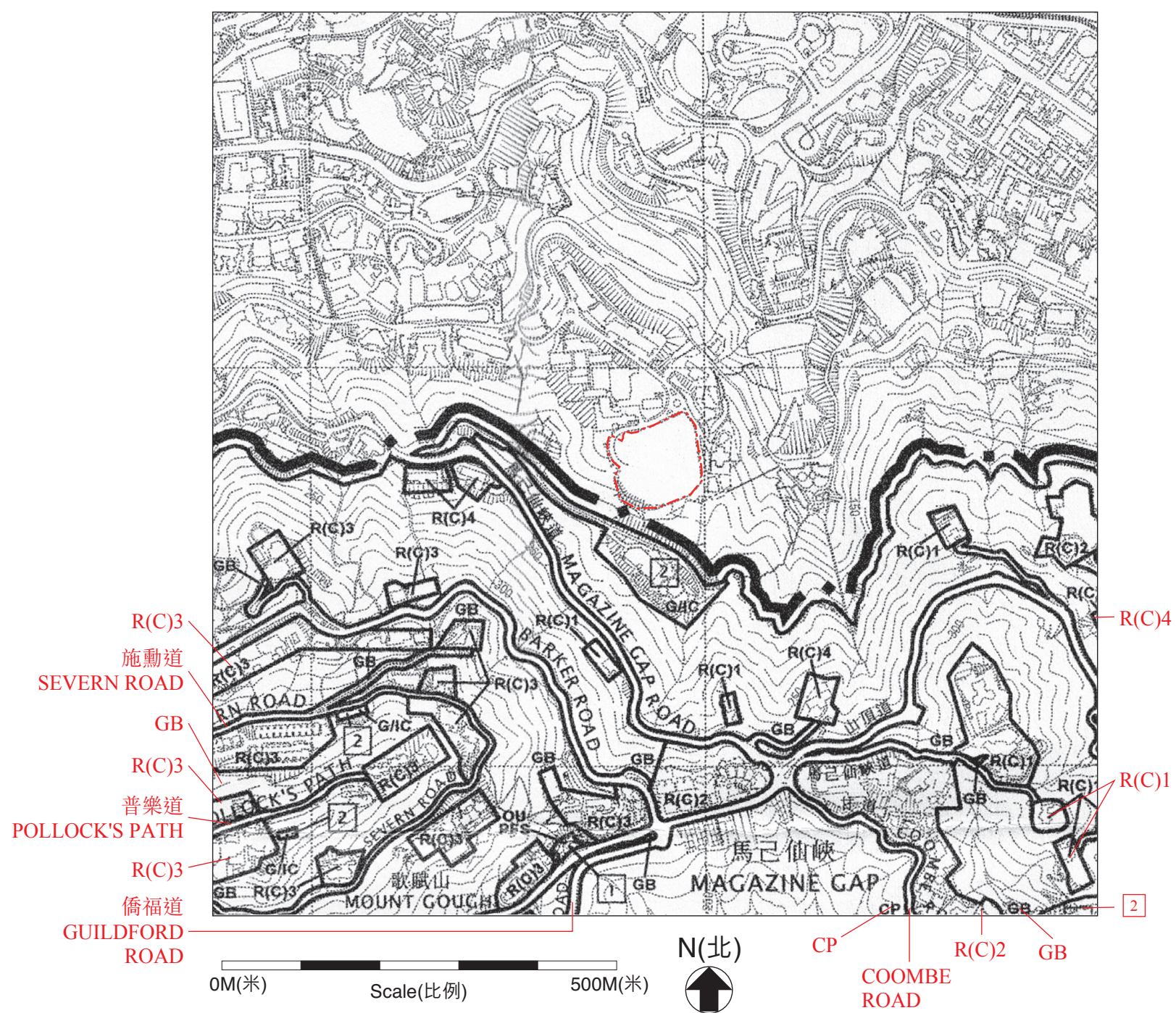
其他

規劃範圍界線



MISCELLANEOUS

BOUNDARY OF PLANNING SCHEME



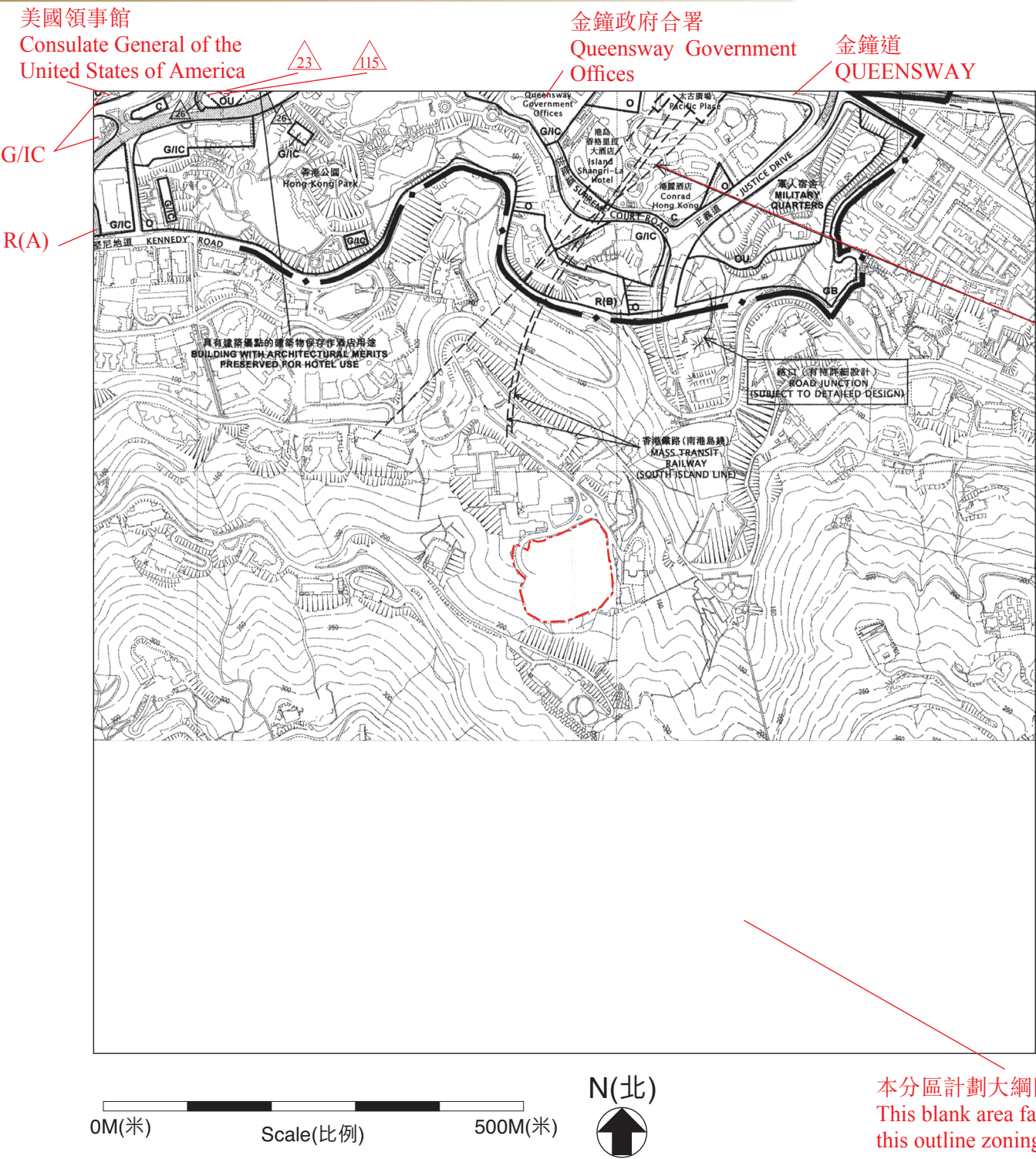
摘錄自憲報公佈日期為2018年4月6日之山頂區（港島規劃區第14區）分區計劃大綱核准圖編號S/H14/13，經修正處理之處以紅色表示。
 香港特別行政區政府地政總署測繪處©版權所有，未經許可，不得翻印。
 因技術原因（例如發展項目之形狀），分區計劃大綱圖所顯示之範圍多於《一手住宅物業銷售條例》所要求。
 註：賣方建議買方到有關發展地盤作實地考察，以對該發展地盤、其周邊地區環境及附近的公共設施有較佳了解。

Extracted from approved Hong Kong Planning Area No.14 - The Peak Area Outline Zoning Plan No. S/H14/13 gazetted on 6th April 2018, with adjustment where necessary as shown in red.
 Survey and Mapping Office, Lands Department, The Government of HKSAR © Copyright reserved – reproduction by permission only.
 Due to technical reasons (such as the shape of the Development), the outline zoning plan shows more than the area required under the Residential Properties (First-hand Sales) Ordinance.
 Remark: The vendor advises prospective purchasers to conduct an on-site visit for a better understanding of the development site, its surrounding environment and the public facilities nearby.

圖例 NOTATION

地帶		ZONES	其他	MISCELLANEOUS
商業	C	COMMERCIAL	規劃範圍界線	BOUNDARY OF PLANNING SCHEME
住宅(乙類)	R(B)	RESIDENTIAL (GROUP B)	郊野公園界線	BOUNDARY OF COUNTRY PARK
住宅(丙類)	R(C)	RESIDENTIAL (GROUP C)	建築物高度管制區界線	BUILDING HEIGHT CONTROL ZONE BOUNDARY
政府、機構或社區	G/I/C	GOVERNMENT, INSTITUTION OR COMMUNITY	最高建築物高度(在主水平基準上若干米)	MAXIMUM BUILDING HEIGHT (IN METRES ABOVE PRINCIPAL DATUM)
休憩用地	O	OPEN SPACE	最高建築物高度(樓層數目)	MAXIMUM BUILDING HEIGHT (IN NUMBER OF STOREYS)
其他指定用途	OU	OTHER SPECIFIED USES	加油站	PETROL FILLING STATION
綠化地帶	GB	GREEN BELT	非建築用地	NON-BUILDING AREA
郊野公園	CP	COUNTRY PARK	發展項目邊界	BOUNDARY OF THE DEVELOPMENT
交通		COMMUNICATIONS		
主要道路及路口		MAJOR ROAD AND JUNCTION		

關乎發展項目的分區計劃大綱圖
 Outline zoning plan relating to the development



行政長官會同行政會議於2012年3月27日根據鐵路條例(第519章)批准沙田至中環鐵路方案，有關方案所述的鐵路顯示在這份圖則上只供參考之用。
 THE RAILWAY AS DESCRIBED IN THE RAILWAY SCHEME FOR THE SHATIN TO CENTRAL LINK AUTHORIZED BY THE CHIEF EXECUTIVE IN COUNCIL UNDER THE RAILWAYS ORDINANCE (CHAPTER 519) ON 27.3.2012 IS SHOWN ON THIS PLAN FOR INFORMATION ONLY.

本分區計劃大綱圖並不覆蓋本空白範圍。
 This blank area falls outside the coverage of this outline zoning plan.

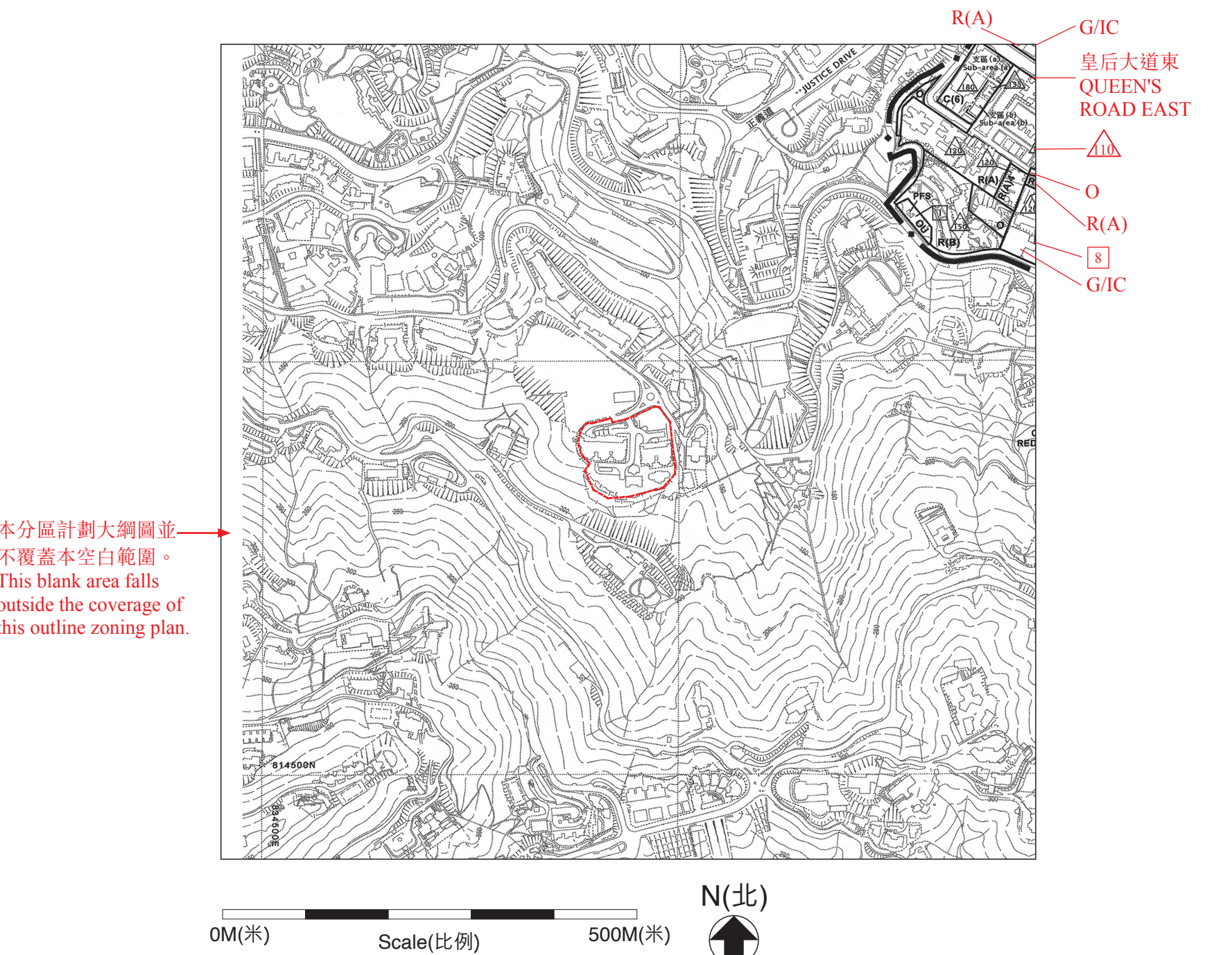
摘錄自憲報公佈日期為2019年5月24日之中區(港島規劃區第4區)分區計劃大綱草圖編號S/H4/17，經修正處理之處以紅色表示。
 香港特別行政區政府地政總署測繪處©版權所有，未經許可，不得翻印。
 因技術原因(例如發展項目之形狀)，分區計劃大綱圖所顯示之範圍多於《一手住宅物業銷售條例》所要求。
 註：賣方建議買方到有關發展地盤作實地考察，以對該發展地盤、其周邊地區環境及附近的公共設施有較佳了解。

Extracted from draft Hong Kong Planning Area No.4 - Central District Outline Zoning Plan No. S/H4/17 gazetted on 24th May 2019, with adjustment where necessary as shown in red.
 Survey and Mapping Office, Lands Department, The Government of HKSAR © Copyright reserved – reproduction by permission only.
 Due to technical reasons (such as the shape of the Development), the outline zoning plan shows more than the area required under the Residential Properties (First-hand Sales) Ordinance.
 Remark: The vendor advises prospective purchasers to conduct an on-site visit for a better understanding of the development site, its surrounding environment and the public facilities nearby.

圖例 NOTATION

地帶		ZONES	交通		COMMUNICATIONS
商業	C	COMMERCIAL	鐵路及車站	車站	RAILWAY AND STATION
綜合發展區	CDA	COMPREHENSIVE DEVELOPMENT AREA	(地下)	STATION	(UNDERGROUND)
住宅(甲類)	R(A)	RESIDENTIAL (GROUP A)	主要道路及路口		MAJOR ROAD AND JUNCTION
住宅(乙類)	R(B)	RESIDENTIAL (GROUP B)	高架道路		ELEVATED ROAD
政府、機構或社區	G/IC	GOVERNMENT, INSTITUTION OR COMMUNITY	其他		MISCELLANEOUS
休憩用地	O	OPEN SPACE	規劃範圍界線		BOUNDARY OF PLANNING SCHEME
其他指定用途	OU	OTHER SPECIFIED USES	建築物高度		BUILDING HEIGHT CONTROL
綠化地帶	GB	GREEN BELT	管制區界線		ZONE BOUNDARY
			最高建築物高度	26	MAXIMUM BUILDING HEIGHT
			(在主水平基準上若干米)		(IN METRES ABOVE PRINCIPAL DATUM)
			發展項目邊界		BOUNDARY OF THE DEVELOPMENT

關於發展項目的分區計劃大綱圖
 Outline zoning plan relating to the development



摘錄自憲報公佈日期為2023年5月12日之灣仔（港島規劃區第5區）分區計劃大綱圖編號S/H5/31，經修正處理之處以紅色表示。
 香港特別行政區政府地政總署測繪處©版權所有，未經許可，不得翻印。
 因技術原因（例如發展項目之形狀），分區計劃大綱圖所顯示之範圍多於《一手住宅物業銷售條例》所要求。
 註：賣方建議買方到有關發展地盤作實地考察，以對該發展地盤、其周邊地區環境及附近的公共設施有較佳了解。

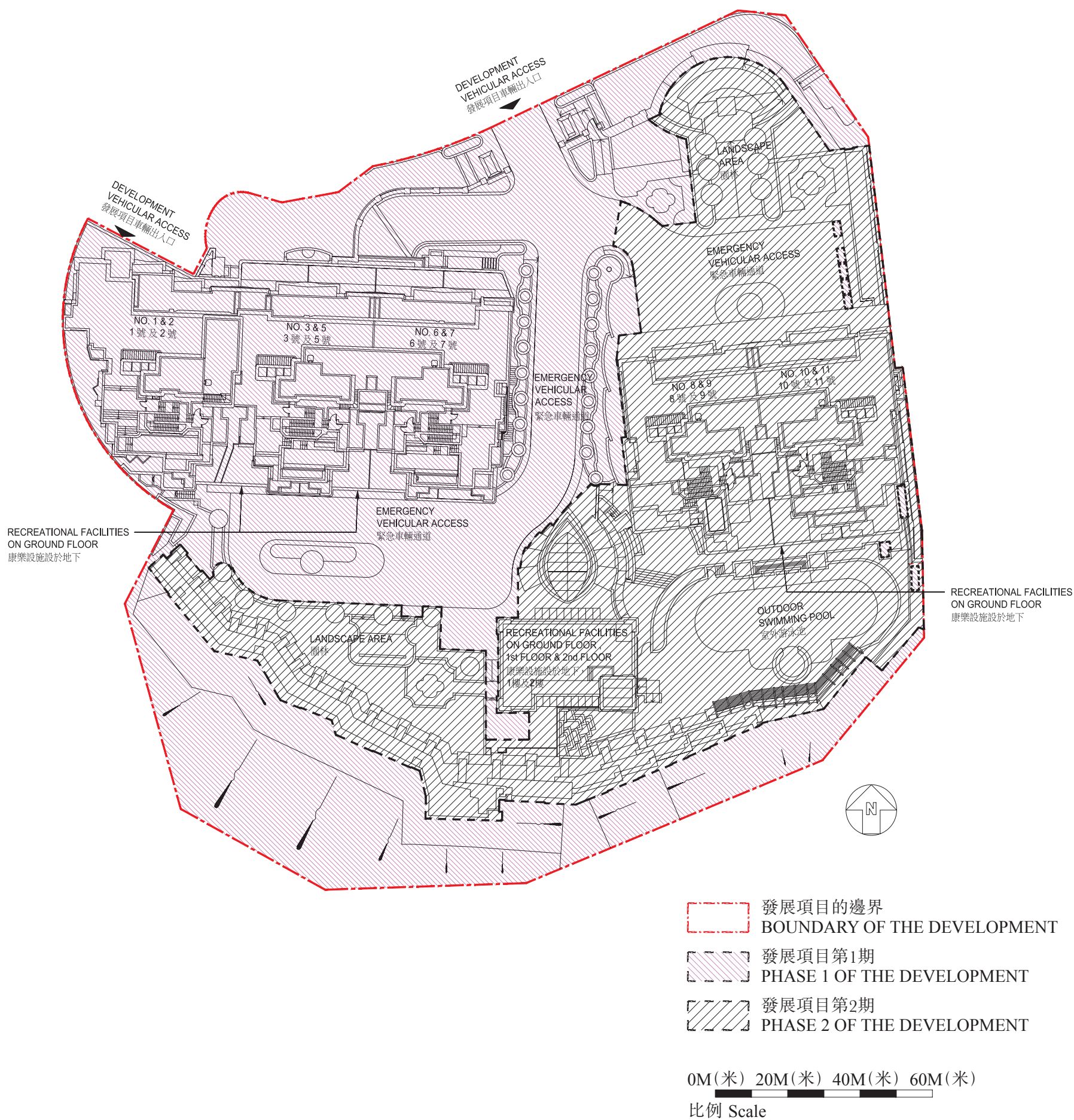
Extracted from Hong Kong Planning Area No.5 - Wan Chai Outline Zoning Plan S/H5/31 gazetted on 12th May 2023, with adjustment where necessary as shown in red.
 Survey and Mapping Office, Lands Department, The Government of HKSAR © Copyright reserved – reproduction by permission only.
 Due to technical reasons (such as the shape of the Development), the outline zoning plan shows more than the area required under the Residential Properties (First-hand Sales) Ordinance.
 Remark: The vendor advises prospective purchasers to conduct an on-site visit for a better understanding of the development site, its surrounding environment and the public facilities nearby.

圖例 NOTATION

地帶		ZONES
商業	C	COMMERCIAL
綜合發展區	CDA	COMPREHENSIVE DEVELOPMENT AREA
住宅(甲類)	R(A)	RESIDENTIAL (GROUP A)
住宅(乙類)	R(B)	RESIDENTIAL (GROUP B)
住宅(丙類)	R(C)	RESIDENTIAL (GROUP C)
住宅(戊類)	R(E)	RESIDENTIAL (GROUP E)
政府、機構或社區	G/IC	GOVERNMENT, INSTITUTION OR COMMUNITY
休憩用地	O	OPEN SPACE
其他指定用途	OU	OTHER SPECIFIED USES
交通		COMMUNICATIONS
鐵路及車站(地下)	STATION	RAILWAY AND STATION (UNDERGROUND)
主要道路及路口		MAJOR ROAD AND JUNCTION

高架道路		ELEVATED ROAD
鐵路專用範圍	RAILWAY RESERVE	RAILWAY RESERVE
其他		MISCELLANEOUS
規劃範圍界線		BOUNDARY OF PLANNING SCHEME
建築物高度管制區界線		BUILDING HEIGHT CONTROL ZONE BOUNDARY
最高建築物高度(在主水平基準上若干米)	135	MAXIMUM BUILDING HEIGHT (IN METRES ABOVE PRINCIPAL DATUM)
最高建築物高度(樓層數目)	8	MAXIMUM BUILDING HEIGHT (IN NUMBER OF STOREYS)
加油站	P F S	PETROL FILLING STATION
非建築用地	NBA	NON-BUILDING AREA
發展項目邊界		BOUNDARY OF THE DEVELOPMENT

發展項目的布局圖
Layout plan of the development



備註：本圖僅顯示從上空鳥瞰可見之發展項目布局。不同期數於不同樓層上的邊界和範圍可能與本圖所示者不同。

Remark: This plan shows the layout of the Development from an aerial view only. The boundaries and areas of different phases on different floors could be different from those shown here.

GLOSSARY 詞彙表

A.AF. W/. PIPES = Architectural Aluminium Feature with Pipes = 鋁質建築裝飾連管道

A/C PLANT RM. = Air-conditioning Plant Room = 空調機房

A/C PLATFORM = Air-conditioning Platform = 冷氣機平台

ALUMINIUM CLADDING = 鋁質覆蓋

ALUM. EAVES ABOVE = Aluminium Eaves Above = 鋁質簷在上

ALUM. EAVES BELOW = Aluminium Eaves Below = 鋁質簷在下

ALUM. GRILLE = Aluminium Grille = 鋁質護柵

AREA FOR FILTRATION EQUIPMENTS FROM ABOVE = 游泳池設備

ARCH. FEATURE = Architectural Feature = 建築裝飾

ARCH. FEATURE WITH DEMOUNTABLE PANEL WITH SAFETY CHAIN = Architectural Feature with demountable panel with safety chain = 建築裝飾配置可拆卸的安全鏈面板

ARCH. FEATURE W/. METAL CLAD. = Architectural Feature with Metal Cladding = 金屬覆蓋之建築裝飾

BAL. = Balcony 露台

BAL. ABOVE = Balcony Above = 露台在上

BATH 1/BATH 2/BATH 3/BATH4/BATH5 = Bathroom 1 /Bathroom2/ Bathroom 3/ Bathroom 4/ Bathroom 5 = 浴室1/浴室2/浴室3/浴室4/浴室5

BR2/BR3/BR4/BR5 = Bedroom 2 / Bedroom 3/ Bedroom 4/ Bedroom 5 = 睡房2/睡房3/睡房4/睡房5

CANOPY = 簷蓬

COVERED CHANNEL = 有蓋溝道

DN = Down = 落

DINING = Dining Room = 飯廳

ELV = Extra-low Voltage = 特低電壓

EMC = Electrical Meter Cabinet = 電錶箱

ENTRANCE HALL = 入口大堂

EXHAUST FAN RM = 排風機房

EXHAUST FLUE PIPE = 排煙管

F.H. = Fire Hydrant = 消防栓

FAMILY ROOM = 家庭室

FILTRATION PLANT = 游泳池水過濾設備

FLAT ROOF = 平台

FOYER = 門廳

G. CLAD. = Granite Clad = 石覆蓋

GLASS BALUSTRADE = 玻璃欄杆

GLASS PARTITION = 玻璃隔牆

HR AT H/L = Hose Reel at High Level = 設於高處的消防喉轆

KIT. / KITCHEN = Kitchen = 廚房

L1/L2/L3/L4/L5/L6/L7/L8/L9/L10/L11/L12 = Lift 1/ Lift 2/ Lift 3/ Lift 4/Lift 5/ Lift 6/ Lift 7/ Lift 8/ Lift 9/ Lift 10/ Lift 11/ Lift 12 = 升降機1/升降機2/升降機3/升降機4/升降機5/升降機6/升降機7/升降機8/升降機9/升降機10/升降機11/升降機12

LIFT SHAFT = 升降機槽

LIV./DIN. = Living Room/ Dining Room = 客廳/飯廳

LIVING = Living Room = 客廳

MBR = Master Bedroom = 主人睡房

METAL GATE = 金屬閘

METAL GRILLE = 金屬護柵

METAL LOUVRE = 金屬百葉

METAL LOUVRE AT H/L = Metal Louvre at High Level = 設於高位的金屬百葉

OPEN PIPE WELL = 開敞管道豎井

OUTDOOR AC UNIT = Air-conditioning Outdoor Units = 空調室外機

P.D. = Pipe Duct = 管道槽

PANTRY = 備餐間

PARAPET WALL = 護牆

PLANTER = 花槽

PORTABLE & FLUSHING WATER BOOSTER PUMP ROOM = 食水及沖廁水泵房

PRIVATE SWIMMING POOL = 私人泳池

ROOF = 天台

RS/MRR = Refuse Storage and Material Recovery Room = 垃圾及物料回收室

S. CLAD. = Stone Clad = 石覆蓋

SERVICE LIFT LOBBY FOR NO.1&2 = 一號二號貨運電梯大堂

SERVICE LIFT LOBBY FOR NO.3&5 = 三號五號貨運電梯大堂

SERVICE LIFT LOBBY FOR NO.6&7 = 六號七號貨運電梯大堂

SINK = 洗滌盆

STAIRHOOD = 梯屋

STORE = 儲物房

T.1 = Toilet 1 = 洗手間1

T.2 = Toilet 2 = 洗手間2

TERRACE = 前庭

TRELLIS = 綠化棚架

TRELLIS ABOVE = 綠化棚架在上

U.P. = Utility Platform = 工作平台

UNDERSIDE OF POOL - INACCESSIBLE = 泳池底部 (不可進入)

UP = 上

UP. ABOVE = Utility Platform Above = 工作平台在上

VENT DUCT = 通風槽

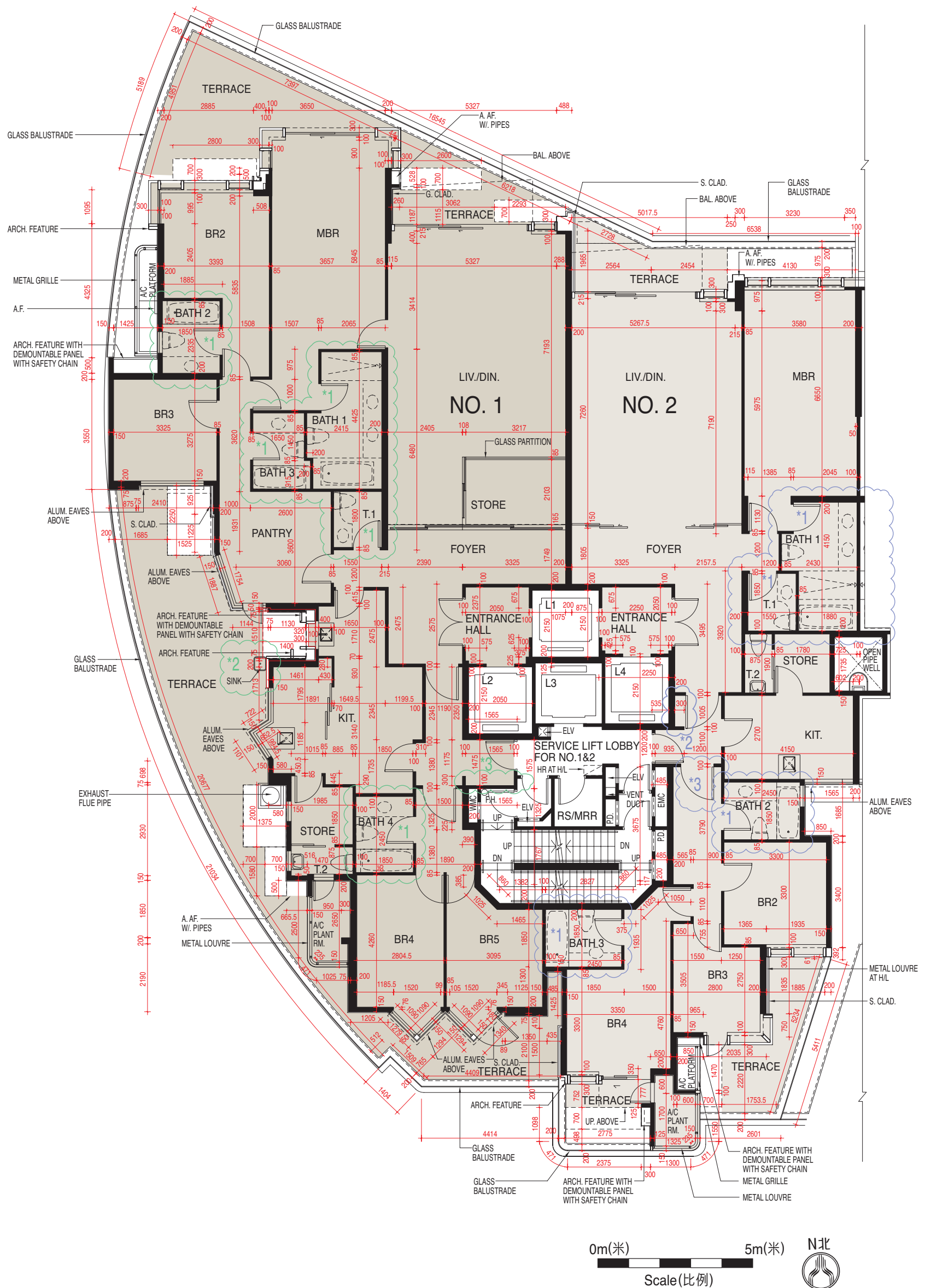
WALK-IN CLOSET = 衣帽間

WMC = Water Meter Cabinet = 水錶箱

適用於本節各樓面平面圖之備註

Remarks applicable to the floor plans of this section:

- 1) 樓面平面圖之尺寸所列數字為以毫米標示之建築結構尺寸。
The dimensions of the floor plans are all structural dimensions in millimetre.
- 2) 露台及工作平台為不可封閉之地方。
Balcony and utility platform are non-enclosed areas.
- 3) 部分樓層外牆範圍設有建築裝飾及/或外露喉管，詳細資料請參考最後批准之一般建築圖則及其他相關圖則。
There may be architectural features and/or exposed pipes on external walls of some of the floors. For details, please refer to the latest approved general building plans and other relevant plans.
- 4) 部分住宅物業客廳、飯廳、睡房、走廊、浴室、洗手間、家庭室、儲物房、門廳及/或廚房之裝飾橫樑或假天花內裝置冷氣系統及/或喉管及/或其他機電設備。
There may be ceiling bulkheads or suspended ceiling at living room, dining room, bedroom, corridor, bathroom, toilet, family room, store, foyer and/or kitchen of some residential properties for the air-conditioning system and/or conduits and/or Mechanical and Electrical services.
- 5) 部分單位之天花高度將會因應結構、建築設計及/或裝修設計上的需要有差異。
The ceiling height of some units may vary due to structural, architectural and/or decoration design variations.
- 6) 樓面平面圖所示之裝置如洗滌盆、浴缸、坐廁及洗面盆等只供展示其大約位置而非展示其實際大小、設計及形狀。
The indications of fittings such as sinks, bathtubs, toilet bowls and wash basins, etc shown on the floor plans are indications of their approximate locations only and not indications of their actual size, design or shapes.
- 7) 樓面平面圖中填色及標為「ENTRANCE HALL」之電梯大堂屬相關住宅物業一部分，並非公用部分。「期數中的住宅物業的面積」一節所列相關住宅物業之實用面積包括該電梯大堂之樓面面積。
A lift lobby coloured and marked "ENTRANCE HALL" on a floor plan forms part of the residential property concerned and is not a common part. The saleable area of the residential property concerned specified in the section "Area of residential properties in the Phase" includes the floor area of that lift lobby.



每個住宅物業的樓板（不包括灰泥）的厚度：150毫米、175毫米及200毫米

The thickness of the floor slabs (excluding plaster) of each residential property: 150mm, 175mm and 200mm

每個住宅物業的層與層之間的高度：3.15米及3.15米*

* 包括本層地台跌級樓板上之輕質混凝土填充層厚度。

The floor-to-floor height of each residential property: 3.15m and 3.15m*

* Inclusive of the thickness of light-weight concrete fill on sunken slab on the floor of this floor.

因住宅物業的較高樓層的結構牆的厚度遞減，較高樓層的內部面積，一般比較低樓層的內部面積稍大。（註：此根據《一手住宅物業銷售條例》附表1第1部第10(2)(e)條所規定的陳述並不適用於期數。）

The internal areas of the residential properties on the upper floors will generally be slightly larger than those on the lower floors because of the reducing thickness of the structural walls on the upper floors. (Note: This statement required in Section 10(2)(e) in Part 1 of Schedule 1 of the Residential Properties (First-hand Sales) Ordinance (Cap.621) is not applicable to the Phase).

備註：

1) 以上樓面平面圖中顯示之名詞及簡稱之詞彙表請參閱「期數的住宅物業的樓面平面圖」一節首頁。

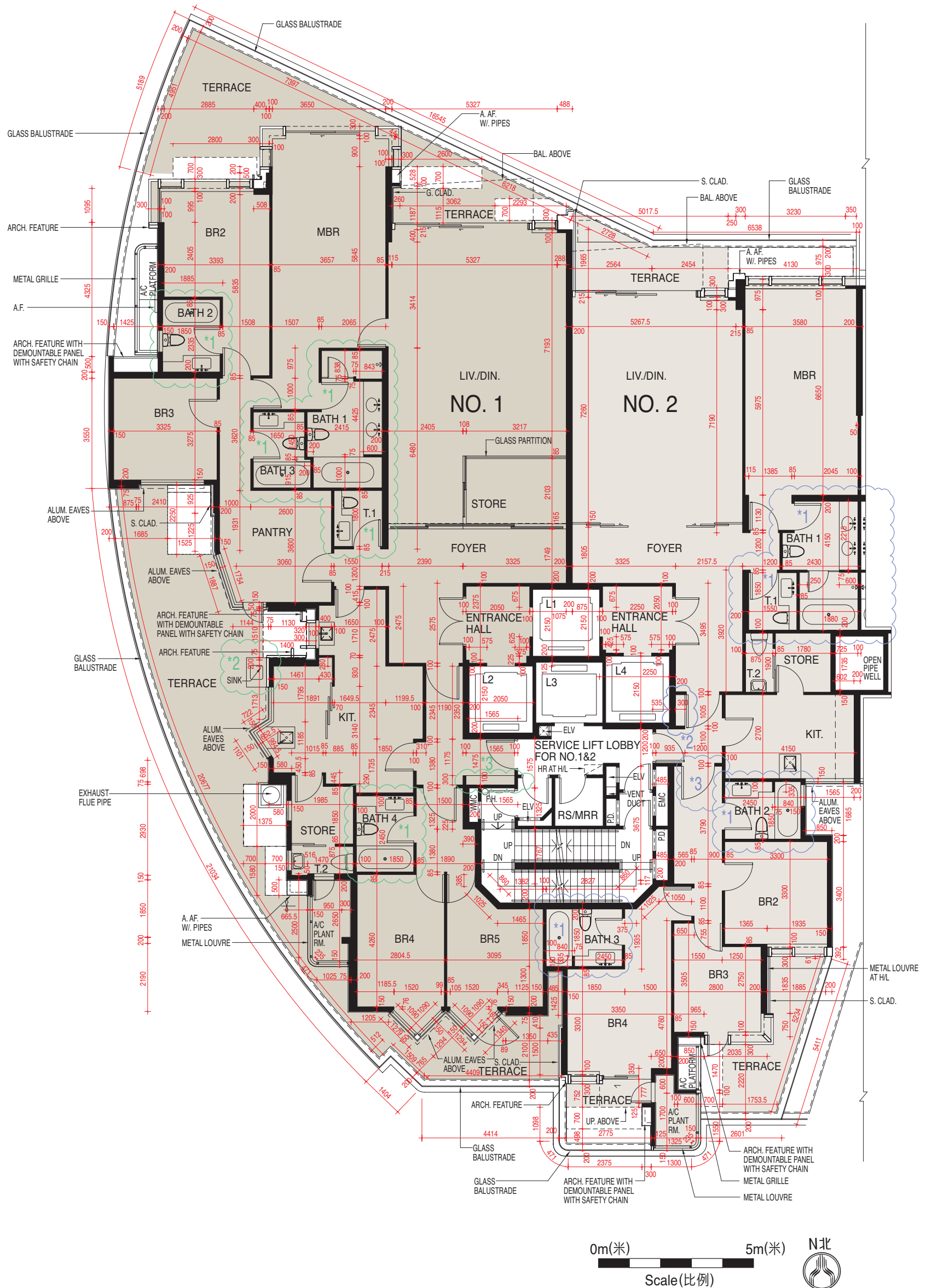
2) 住宅樓層不設4樓、13樓及14樓。

Remarks:

1) Please refer to the first page of the section “Floor Plans of Residential Properties in the Phase” for glossary of the terms and abbreviations shown in the floor plan above.

2) Residential floors 4/F, 13/F and 14/F are omitted.

1號及2號現狀間隔平面圖
Floor plan of No.1 & No.2 showing latest layout



- * 1號此部份因在期數落成後進行小型工程或獲《建築物條例》豁免的工程而有所改動，現狀請參閱有關平面圖。該等改動如下：

This part of No.1 has been altered by way of minor works or exempted building works under the Buildings Ordinance after completion of the Phase, the latest condition of which is shown on the relevant floor plan. The alterations are as follows:

1. 浴室1、浴室2、浴室3、浴室4和洗手間1提供裝置。
Fittings of Bathroom 1, Bathroom 2, Bathroom 3, Bathroom 4 and Toilet 1 provided.
2. 前庭安裝洗滌盆櫃。
Sink cabinet added in Terrace.
3. 安裝櫃門。
Cabinet door added.

- * 2號此部份因在期數落成後進行小型工程或獲《建築物條例》豁免的工程而有所改動，現狀請參閱有關平面圖。該等改動如下：

This part of No.2 has been altered by way of minor works or exempted building works under the Buildings Ordinance after completion of the Phase, the latest condition of which is shown on the relevant floor plan. The alterations are as follows:

1. 浴室1、浴室2、浴室3和洗手間1提供裝置。
Fittings of Bathroom 1, Bathroom 2, Bathroom 3 and Toilet 1 provided.
2. 安裝櫃門。
Cabinet door added.
3. 開門方向更改。
Door swing direction altered.

每個住宅物業的樓板（不包括灰泥）的厚度：150毫米、175毫米及200毫米

The thickness of the floor slabs (excluding plaster) of each residential property: 150mm, 175mm and 200mm

每個住宅物業的層與層之間的高度：3.15米及3.15米*

* 包括本層地台跌級樓板上之輕質混凝土填充層厚度。

The floor-to-floor height of each residential property: 3.15m and 3.15m*

* Inclusive of the thickness of light-weight concrete fill on sunken slab on the floor of this floor.

因住宅物業的較高樓層的結構牆的厚度遞減，較高樓層的內部面積，一般比較低樓層的內部面積稍大。（註：此根據《一手住宅物業銷售條例》附表1第1部第10(2)(e)條所規定的陳述並不適用於期數。）

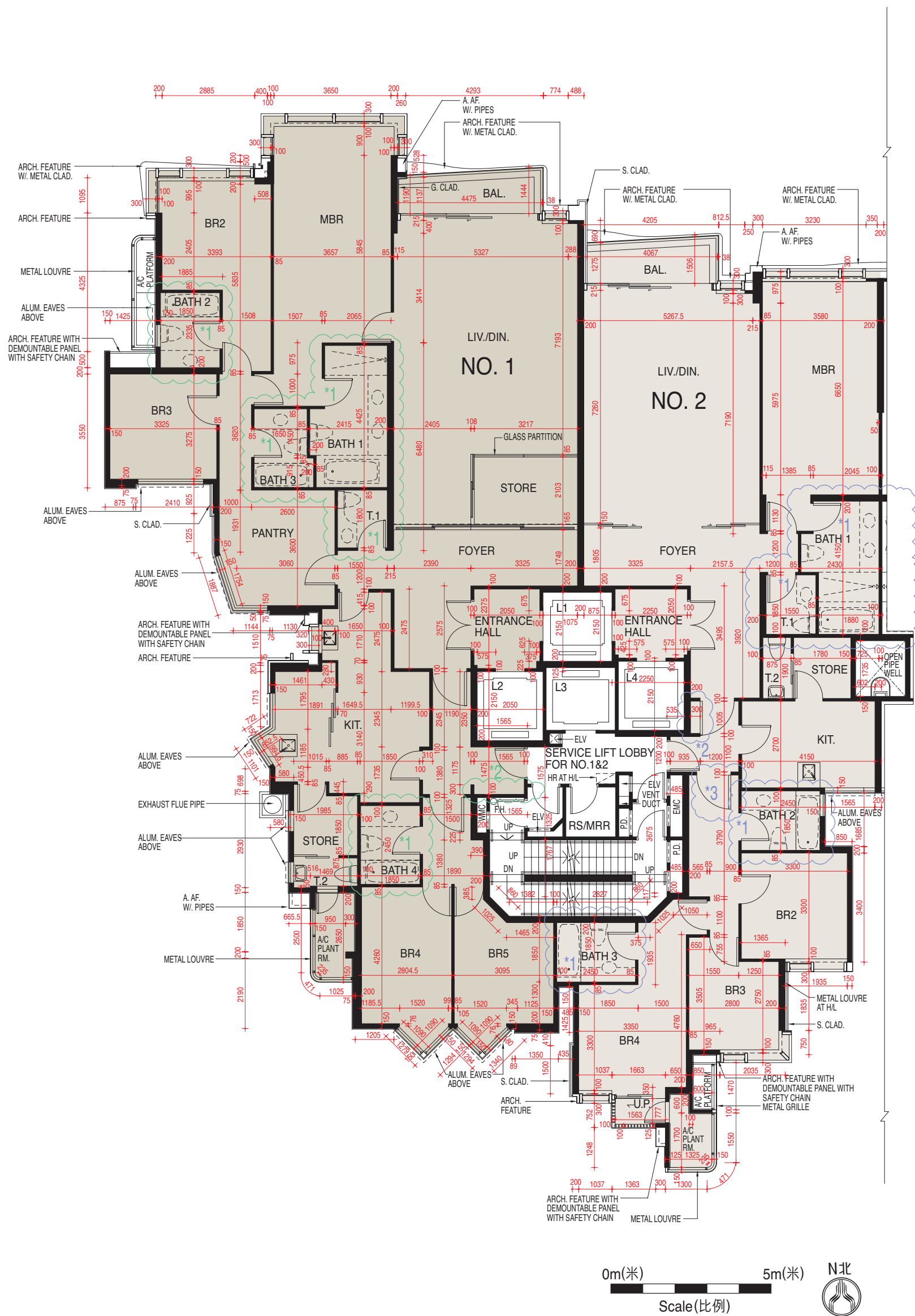
The internal areas of the residential properties on the upper floors will generally be slightly larger than those on the lower floors because of the reducing thickness of the structural walls on the upper floors. (Note: This statement required in Section 10(2)(e) in Part 1 of Schedule 1 of the Residential Properties (First-hand Sales) Ordinance (Cap.621) is not applicable to the Phase).

備註：

- 1) 以上樓面平面圖中顯示之名詞及簡稱之詞彙表請參閱「期數的住宅物業的樓面平面圖」一節首頁。
- 2) 住宅樓層不設4樓、13樓及14樓。

Remarks:

- 1) Please refer to the first page of the section “Floor Plans of Residential Properties in the Phase” for glossary of the terms and abbreviations shown in the floor plan above.
- 2) Residential floors 4/F, 13/F and 14/F are omitted.



每個住宅物業的樓板（不包括灰泥）的厚度：1號及2號3樓至17樓及19樓至20樓：150毫米、175毫米及200毫米；1號及2號21樓：150毫米、175毫米、200毫米及225毫米；1號及2號22樓：150毫米、175毫米、200毫米、225毫米、250毫米及275毫米

The thickness of the floor slabs (excluding plaster) of each residential property: No.1 and No.2 from 3/F to 17/F and 19/F to 20/F: 150mm, 175mm and 200mm; No.1 and No.2 on 21/F: 150mm, 175mm, 200mm and 225mm; No.1 and No.2 on 22/F: 150mm, 175mm, 200mm, 225mm, 250mm and 275mm

每個住宅物業的層與層之間的高度：3.15米及3.15米*

* 包括本層地台跌級樓板上之輕質混凝土填充層厚度。

The floor-to-floor height of each residential property: 3.15m and 3.15m*

* Inclusive of the thickness of light-weight concrete fill on sunken slab on the floor of this floor.

因住宅物業的較高樓層的結構牆的厚度遞減，較高樓層的內部面積，一般比較低樓層的內部面積稍大。（註：此根據《一手住宅物業銷售條例》附表1第1部第10(2)(e)條所規定的陳述並不適用於期數。）

The internal areas of the residential properties on the upper floors will generally be slightly larger than those on the lower floors because of the reducing thickness of the structural walls on the upper floors. (Note: This statement required in Section 10(2)(e) in Part 1 of Schedule 1 of the Residential Properties (First-hand Sales) Ordinance (Cap.621) is not applicable to the Phase).

備註：

1) 以上樓面平面圖中顯示之名詞及簡稱之詞彙表請參閱「期數的住宅物業的樓面平面圖」一節首頁。

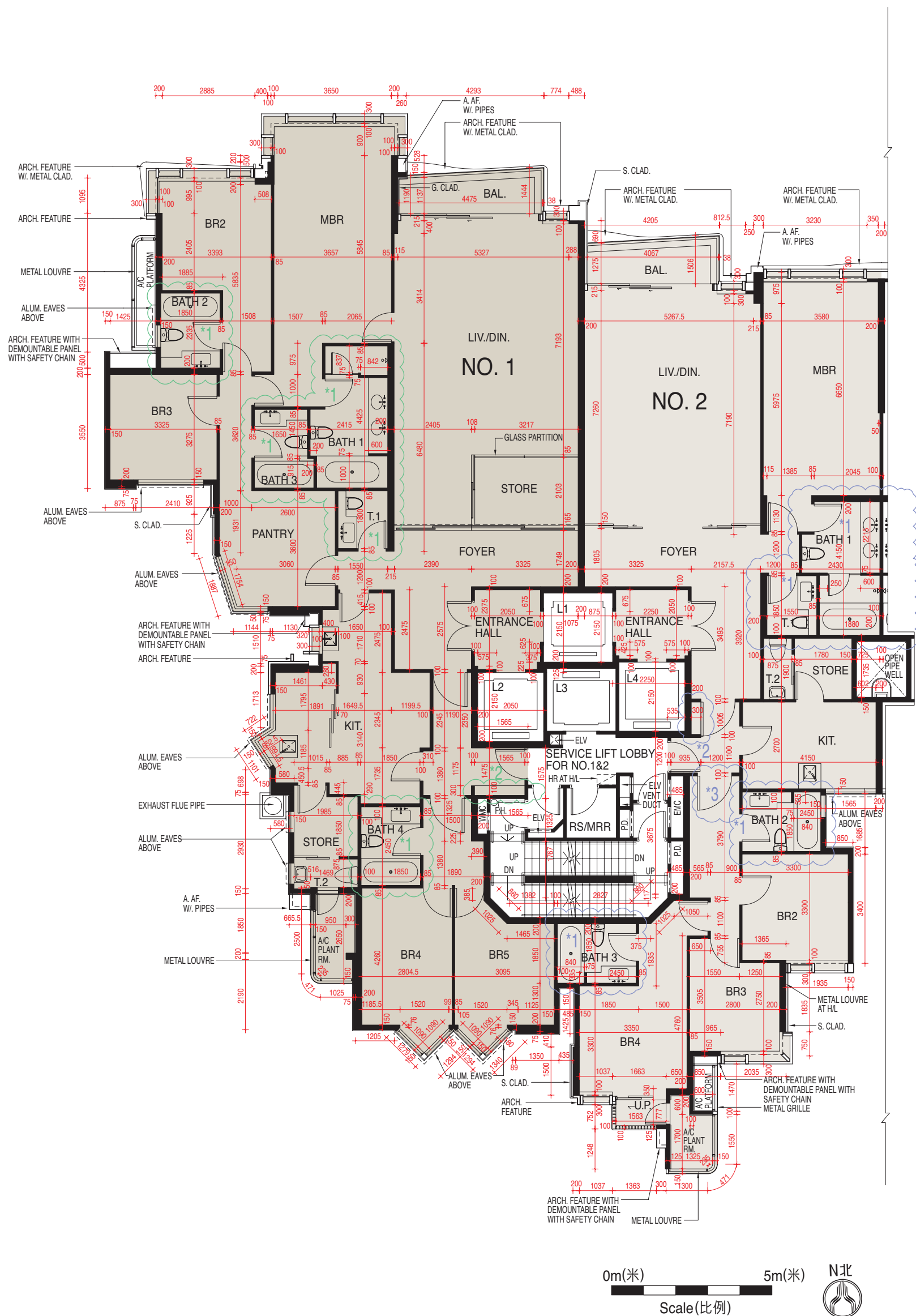
2) 住宅樓層不設4樓、13樓及14樓。

Remarks:

1) Please refer to the first page of the section “Floor Plans of Residential Properties in the Phase” for glossary of the terms and abbreviations shown in the floor plan above.

2) Residential floors 4/F, 13/F and 14/F are omitted.

1號及2號現狀間隔平面圖
Floor plan of No.1 & No.2 showing latest layout



- * 1號此部份因在期數落成後進行小型工程或獲《建築物條例》豁免的工程而有所改動，現狀請參閱有關平面圖。該等改動如下：

This part of No.1 has been altered by way of minor works or exempted building works under the Buildings Ordinance after completion of the Phase, the latest condition of which is shown on the relevant floor plan. The alterations are as follows:

1. 浴室1、浴室2、浴室3、浴室4和洗手間1提供裝置。
Fittings of Bathroom 1, Bathroom 2, Bathroom 3, Bathroom 4 and Toilet 1 provided.
2. 安裝櫃門。
Cabinet door added.

- * 2號此部份因在期數落成後進行小型工程或獲《建築物條例》豁免的工程而有所改動，現狀請參閱有關平面圖。該等改動如下：

This part of No.2 has been altered by way of minor works or exempted building works under the Buildings Ordinance after completion of the Phase, the latest condition of which is shown on the relevant floor plan. The alterations are as follows:

1. 浴室1、浴室2、浴室3和洗手間1提供裝置。
Fittings of Bathroom 1, Bathroom 2, Bathroom 3 and Toilet 1 provided.
2. 安裝櫃門。
Cabinet door added.
3. 開門方向更改。
Door swing direction altered.

每個住宅物業的樓板（不包括灰泥）的厚度：1號及2號3樓至17樓及19樓至20樓：150毫米、175毫米及200毫米；1號及2號21樓：150毫米、175毫米、200毫米及225毫米；1號及2號22樓：150毫米、175毫米、200毫米、225毫米、250毫米及275毫米

The thickness of the floor slabs (excluding plaster) of each residential property: No.1 and No.2 from 3/F to 17/F and 19/F to 20/F: 150mm, 175mm and 200mm; No.1 and No.2 on 21/F: 150mm, 175mm, 200mm and 225mm; No.1 and No.2 on 22/F: 150mm, 175mm, 200mm, 225mm, 250mm and 275mm

每個住宅物業的層與層之間的高度：3.15米及3.15米*

* 包括本層地台跌級樓板上之輕質混凝土填充層厚度。

The floor-to-floor height of each residential property: 3.15m and 3.15m*

* Inclusive of the thickness of light-weight concrete fill on sunken slab on the floor of this floor.

因住宅物業的較高樓層的結構牆的厚度遞減，較高樓層的內部面積，一般比較低樓層的內部面積稍大。（註：此根據《一手住宅物業銷售條例》附表1第1部第10(2)(e)條所規定的陳述並不適用於期數。）

The internal areas of the residential properties on the upper floors will generally be slightly larger than those on the lower floors because of the reducing thickness of the structural walls on the upper floors. (Note: This statement required in Section 10(2)(e) in Part 1 of Schedule 1 of the Residential Properties (First-hand Sales) Ordinance (Cap.621) is not applicable to the Phase).

備註：

- 1) 以上樓面平面圖中顯示之名詞及簡稱之詞彙表請參閱「期數的住宅物業的樓面平面圖」一節首頁。
- 2) 住宅樓層不設4樓、13樓及14樓。

Remarks:

- 1) Please refer to the first page of the section “Floor Plans of Residential Properties in the Phase” for glossary of the terms and abbreviations shown in the floor plan above.
- 2) Residential floors 4/F, 13/F and 14/F are omitted.



每個住宅物業的樓板（不包括灰泥）的厚度：150毫米、175毫米及200毫米

The thickness of the floor slabs (excluding plaster) of each residential property: 150mm, 175mm and 200mm

每個住宅物業的層與層之間的高度：3.15米及3.15米*

* 包括本層地台跌級樓板上之輕質混凝土填充層厚度。

The floor-to-floor height of each residential property: 3.15m and 3.15m*

* Inclusive of the thickness of light-weight concrete fill on sunken slab on the floor of this floor.

因住宅物業的較高樓層的結構牆的厚度遞減，較高樓層的內部面積，一般比較低樓層的內部面積稍大。（註：此根據《一手住宅物業銷售條例》附表1第1部第10(2)(e)條所規定的陳述並不適用於期數。）

The internal areas of the residential properties on the upper floors will generally be slightly larger than those on the lower floors because of the reducing thickness of the structural walls on the upper floors. (Note: This statement required in Section 10(2)(e) in Part 1 of Schedule 1 of the Residential Properties (First-hand Sales) Ordinance (Cap.621) is not applicable to the Phase).

備註：

1) 以上樓面平面圖中顯示之名詞及簡稱之詞彙表請參閱「期數的住宅物業的樓面平面圖」一節首頁。

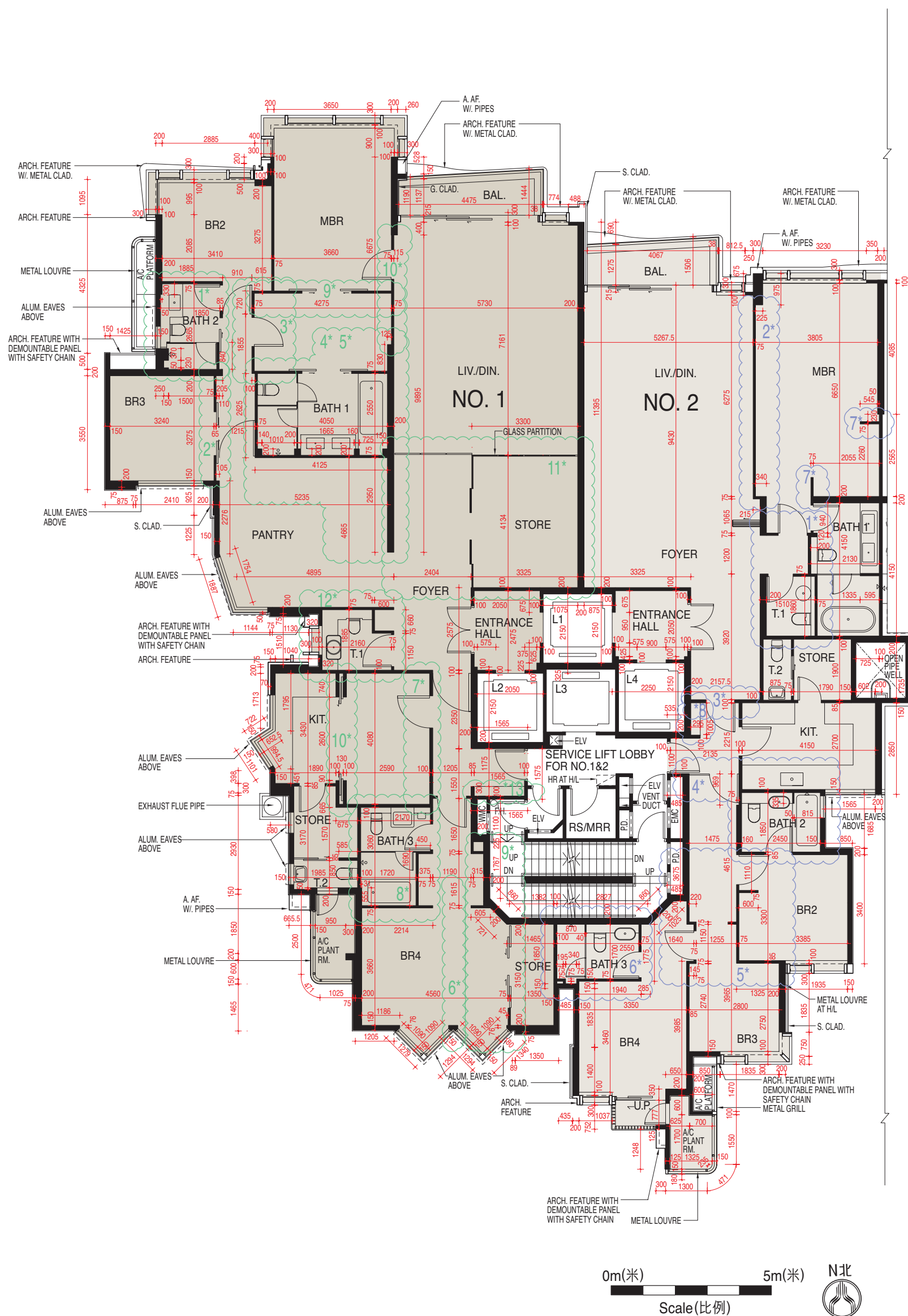
2) 住宅樓層不設4樓、13樓及14樓。

Remarks:

1) Please refer to the first page of the section “Floor Plans of Residential Properties in the Phase” for glossary of the terms and abbreviations shown in the floor plan above.

2) Residential floors 4/F, 13/F and 14/F are omitted.

1號及2號現狀間隔平面圖
Floor plan of No.1 & No.2 showing latest layout



- * 1號此部份因在期數落成後進行小型工程或獲《建築物條例》豁免的工程而有所改動，現狀請參閱有關平面圖。該等改動如下：

This part of No.1 has been altered by way of minor works or exempted building works under the Buildings Ordinance after completion of the Phase, the latest condition of which is shown on the relevant floor plan. The alterations are as follows:

1. 改動間隔位置，新增玻璃及磚牆間隔，改動洗滌盆及座廁位置，並改為淋浴間。另改動門位置及改為趟門。浴室2提供裝置。
Location of partition altered. New partition of glass and brick wall is added. Location of basin and water closet altered. Changed to shower cubicle. Location of door altered and change to sliding door. Fittings of Bathroom 2 provided.
2. 改動間隔位置及改為趟門。
Location of partition altered and change to sliding door.
3. 拆除原有間隔，新增磚牆間隔。另改門戶位置。
Demolish the existing partition. New partition of brick wall is added. Location of door altered.
4. 拆除原有內部間隔，並以玻璃及磚牆替代。新增趟門。
Demolish and change existing partition to glass and brick wall. New sliding door is added.
5. 改動原有座廁、浴缸及洗滌盆位置。浴室1提供裝置。
Location of water closet, bathtub and basin altered. Fittings of Bathroom 1 provided.
6. 拆除原有內部間隔。
Demolish existing partition.
7. 改動間隔位置。另改動門戶位置及開門方向。
Location of partition altered. Location and swing direction of door altered.
8. 改動間隔及門戶位置。新增玻璃間隔。改動原有座廁、浴缸及洗滌盆位置。浴室3提供裝置。
Location of partition and door altered. New partition of glass is added. Location of water closet, bathtub and basin altered. Fittings of Bathroom 3 provided.
9. 新增磚牆間隔及趟門。
New partition of brick wall and sliding door is added.
10. 改動門戶位置。
Location of door altered.
11. 改動間隔位置。新增玻璃間隔。
Location of partition altered. New partition of glass is added.
12. 改動間隔位置。新增座廁、洗滌盆及門戶。
Location of partition altered. New water closet, basin and door is added.
13. 安裝櫃門。
Cabinet door added.

每個住宅物業的樓板（不包括灰泥）的厚度：150毫米、175毫米及200毫米

The thickness of the floor slabs (excluding plaster) of each residential property: 150mm, 175mm and 200mm

每個住宅物業的層與層之間的高度：3.15米及3.15米*

* 包括本層地台跌級樓板上之輕質混凝土填充層厚度。

The floor-to-floor height of each residential property: 3.15m and 3.15m*

* Inclusive of the thickness of light-weight concrete fill on sunken slab on the floor of this floor.

因住宅物業的較高樓層的結構牆的厚度遞減，較高樓層的內部面積，一般比較低樓層的內部面積稍大。（註：此根據《一手住宅物業銷售條例》附表1第1部第10(2)(e)條所規定的陳述並不適用於期數。）

The internal areas of the residential properties on the upper floors will generally be slightly larger than those on the lower floors because of the reducing thickness of the structural walls on the upper floors. (Note: This statement required in Section 10(2)(e) in Part 1 of Schedule 1 of the Residential Properties (First-hand Sales) Ordinance (Cap.621) is not applicable to the Phase).

- * 2號此部份因在期數落成後進行小型工程或獲《建築物條例》豁免的工程而有所改動，現狀請參閱有關平面圖。該等改動如下：

This part of No.2 has been altered by way of minor works or exempted building works under the Buildings Ordinance after completion of the Phase, the latest condition of which is shown on the relevant floor plan. The alterations are as follows:

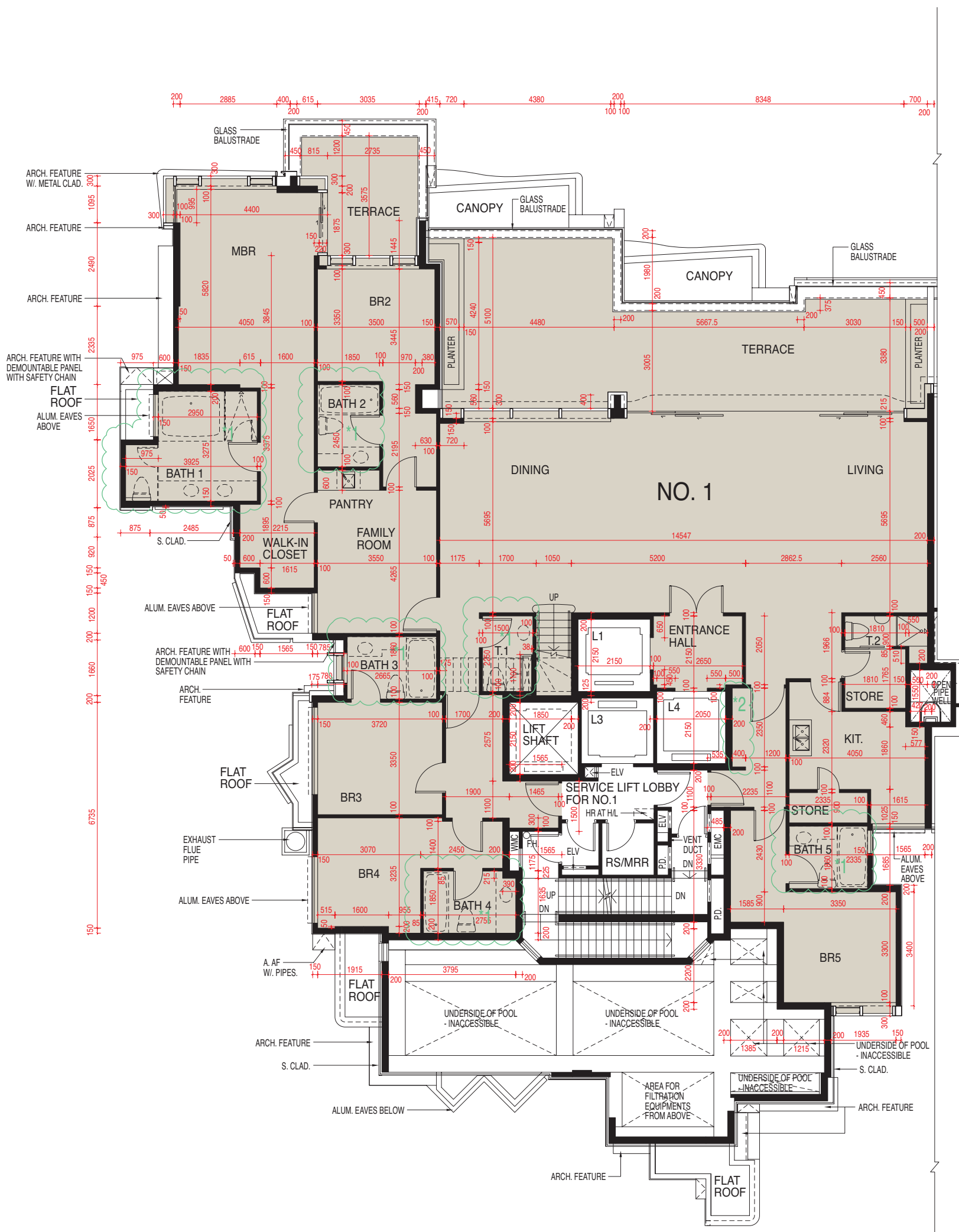
1. 改動間隔及原有座廁位置。另改動門戶位置。浴室1和洗手間1提供裝置。
Location of partition and water closet altered. Location of door altered. Fittings of Bathroom 1 and Toilet 1 provided.
2. 改動間隔位置。
Location of partition altered.
3. 改動門戶開門方向。
Swing direction of door altered.
4. 拆除原有間隔，新增磚牆間隔。另改門戶位置。改動浴室2原有座廁及洗滌盆位置。浴室2提供裝置。
Demolish the existing partition. New partition of brick wall is added. Location of door altered. Location of water closet and basin in Bathroom 2 altered. Fittings of Bathroom 2 provided.
5. 改動間隔位置。另改動門戶位置及開門方向。
Location of partition altered. Location and swing direction of door altered.
6. 原有浴缸位置改為淋浴間、新增玻璃及磚牆間隔。改動洗滌盆位置。另改動門戶位置及開門方向。浴室3提供裝置。
Existing location of bathtub changed to shower cubicle and new partition of glass and brick wall is added. Location of basin altered. Location and swing direction of door altered. Fittings of Bathroom 3 provided.
7. 新增磚牆間隔。
New partition of brick wall is added.
8. 安裝櫃門。
Cabinet door added.

備註：

- 1) 以上樓面平面圖中顯示之名詞及簡稱之詞彙表請參閱「期數的住宅物業的樓面平面圖」一節首頁。
- 2) 住宅樓層不設4樓、13樓及14樓。

Remarks:

- 1) Please refer to the first page of the section “Floor Plans of Residential Properties in the Phase” for glossary of the terms and abbreviations shown in the floor plan above.
- 2) Residential floors 4/F, 13/F and 14/F are omitted.



每個住宅物業的樓板（不包括灰泥）的厚度：200毫米及250毫米
The thickness of the floor slabs (excluding plaster) of each residential property: 200mm and 250mm

每個住宅物業的層與層之間的高度：3.50米及3.50米*

* 包括本層地台跌級樓板上之輕質混凝土填充層厚度。

The floor-to-floor height of each residential property: 3.50m and 3.50m*

* Inclusive of the thickness of light-weight concrete fill on sunken slab on the floor of this floor.

因住宅物業的較高樓層的結構牆的厚度遞減，較高樓層的內部面積，一般比較低樓層的內部面積稍大。（註：此根據《一手住宅物業銷售條例》附表1第1部第10(2)(e)條所規定的陳述並不適用於期數。）

The internal areas of the residential properties on the upper floors will generally be slightly larger than those on the lower floors because of the reducing thickness of the structural walls on the upper floors. (Note: This statement required in Section 10(2)(e) in Part 1 of Schedule 1 of the Residential Properties (First-hand Sales) Ordinance (Cap.621) is not applicable to the Phase).

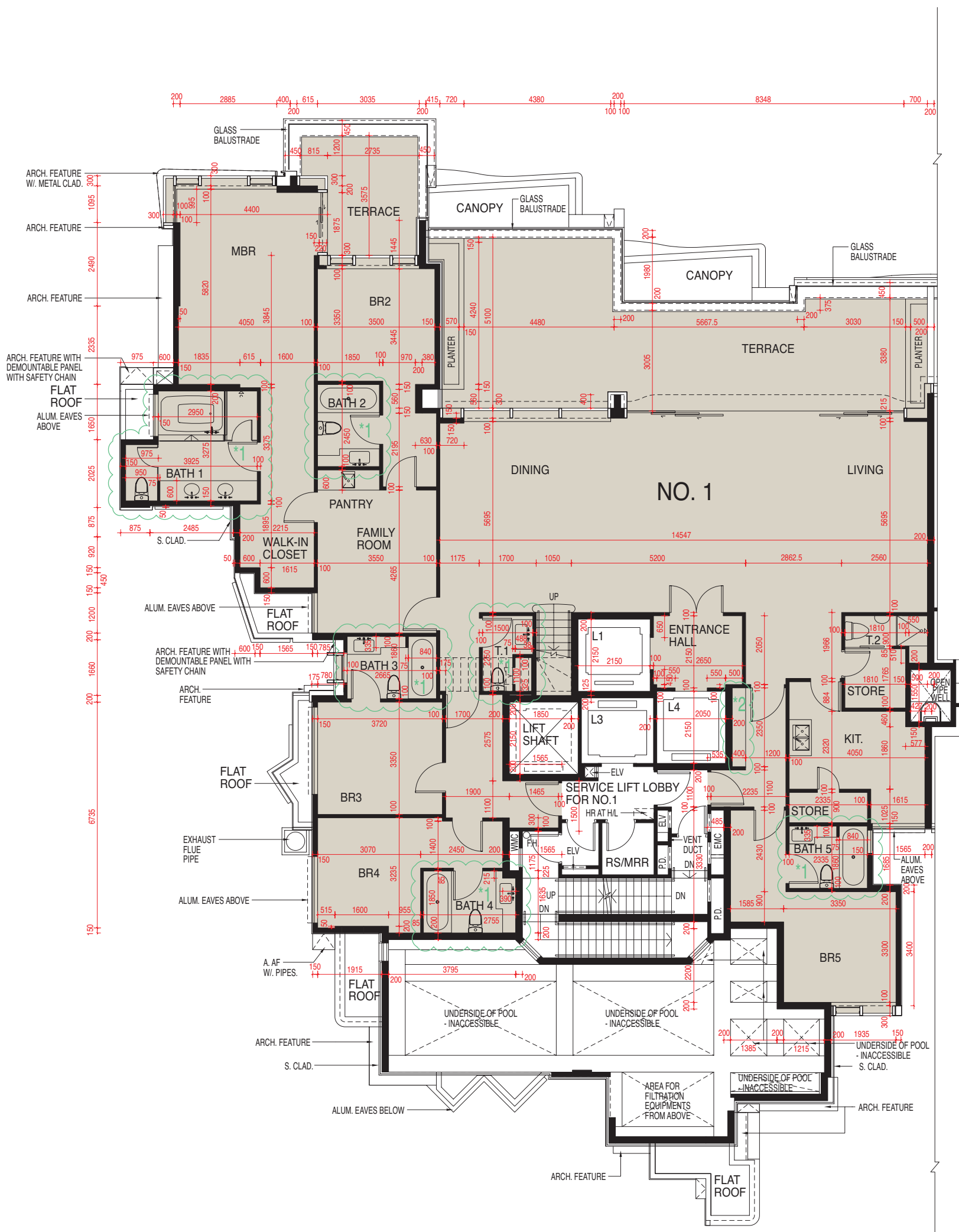
備註：

- 1) 以上樓面平面圖中顯示之名詞及簡稱之詞彙表請參閱「期數的住宅物業的樓面平面圖」一節首頁。
- 2) 住宅樓層不設4樓、13樓及14樓。

Remarks:

- 1) Please refer to the first page of the section “Floor Plans of Residential Properties in the Phase” for glossary of the terms and abbreviations shown in the floor plan above.
- 2) Residential floors 4/F, 13/F and 14/F are omitted.

1號現狀間隔平面圖
Floor plan of No.1 showing latest layout



- * 1號此部份因在期數落成後進行小型工程或獲《建築物條例》豁免的工程而有所改動，現狀請參閱有關平面圖。該等改動如下：

This part of No.1 has been altered by way of minor works or exempted building works under the Buildings Ordinance after completion of the Phase, the latest condition of which is shown on the relevant floor plan. The alterations are as follows:

1. 浴室1、浴室2、浴室3、浴室4、浴室5和洗手間1提供裝置。
Fittings of Bathroom 1, Bathroom 2, Bathroom 3, Bathroom 4, Bathroom 5 and Toilet 1 provided.
2. 安裝櫃門。
Cabinet door added.

每個住宅物業的樓板（不包括灰泥）的厚度：200毫米及250毫米
The thickness of the floor slabs (excluding plaster) of each residential property: 200mm and 250mm

每個住宅物業的層與層之間的高度：3.50米及3.50米*

* 包括本層地台跌級樓板上之輕質混凝土填充層厚度。

The floor-to-floor height of each residential property: 3.50m and 3.50m*

* Inclusive of the thickness of light-weight concrete fill on sunken slab on the floor of this floor.

因住宅物業的較高樓層的結構牆的厚度遞減，較高樓層的內部面積，一般比較低樓層的內部面積稍大。（註：此根據《一手住宅物業銷售條例》附表1第1部第10(2)(e)條所規定的陳述並不適用於期數。）

The internal areas of the residential properties on the upper floors will generally be slightly larger than those on the lower floors because of the reducing thickness of the structural walls on the upper floors. (Note: This statement required in Section 10(2)(e) in Part 1 of Schedule 1 of the Residential Properties (First-hand Sales) Ordinance (Cap.621) is not applicable to the Phase).

備註：

- 1) 以上樓面平面圖中顯示之名詞及簡稱之詞彙表請參閱「期數的住宅物業的樓面平面圖」一節首頁。
- 2) 住宅樓層不設4樓、13樓及14樓。

Remarks:

- 1) Please refer to the first page of the section “Floor Plans of Residential Properties in the Phase” for glossary of the terms and abbreviations shown in the floor plan above.
- 2) Residential floors 4/F, 13/F and 14/F are omitted.



每個住宅物業的樓板(不包括灰泥)的厚度：梯屋：40毫米[^]；其他部分：不適用

The thickness of the floor slabs (excluding plaster) of each residential property: Stairhood: 40mm[^]; other parts: Not applicable

每個住宅物業的層與層之間的高度：梯屋：3.022 - 3.065米[^]；其他部分：不適用

The floor-to-floor height of each residential property: Stairhood: 3.022 - 3.065m[^]; other parts: Not applicable

因住宅物業的較高樓層的結構牆的厚度遞減，較高樓層的內部面積，一般比較低樓層的內部面積稍大。(註：此根據《一手住宅物業銷售條例》附表1第1部第10(2)(e)條所規定的陳述並不適用於期數。)

The internal areas of the residential properties on the upper floors will generally be slightly larger than those on the lower floors because of the reducing thickness of the structural walls on the upper floors. (Note: This statement required in Section 10(2)(e) in Part 1 of Schedule 1 of the Residential Properties (First-hand Sales) Ordinance (Cap.621) is not applicable to the Phase).

[^]相關梯屋之天花為玻璃天台。列出之樓板的厚度為該玻璃天台厚度。該玻璃天台為略為傾斜之天台。因此，層與層之間的高度以高度範圍形式表達。

[^]The ceiling of the stairhood concerned is a glass roof. The thickness of the floor slabs set out is the thickness of the glass roof. That glass roof is a slightly inclined roof. Accordingly, the floor-to-floor height is presented in a range.

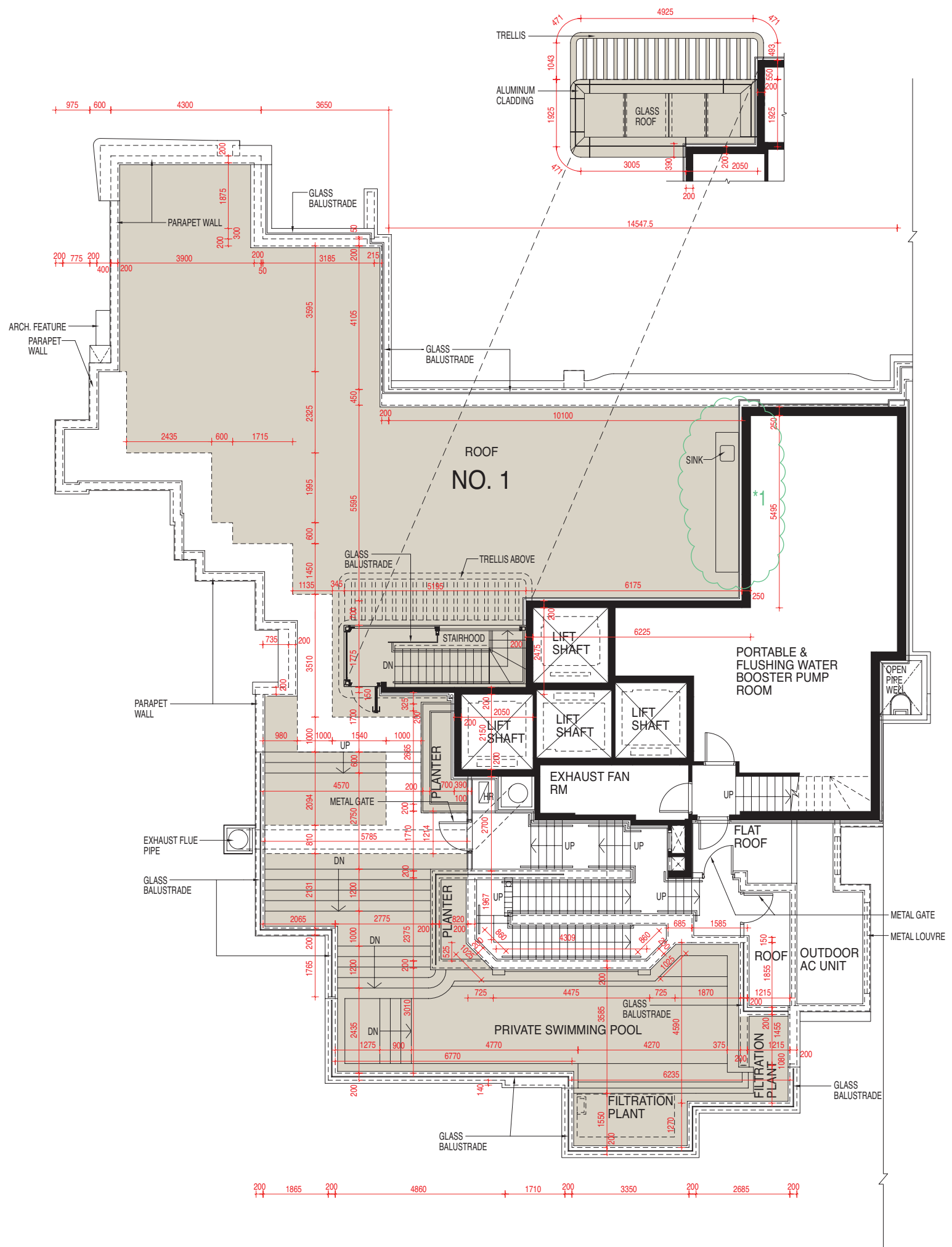
備註：

- 1) 以上樓面平面圖中顯示之名詞及簡稱之詞彙表請參閱「期數的住宅物業的樓面平面圖」一節首頁。
- 2) 住宅樓層不設4樓、13樓及14樓。
- 3) (1)私人泳池及(2)供放置游泳池水過濾設備之範圍(兩者俱屬天台一部分)的面積，包括在「期數中的住宅物業的面積」一節中所列的本單位的天台面積。

Remarks:

- 1) Please refer to the first page of the section "Floor Plans of Residential Properties in the Phase" for glossary of the terms and abbreviations shown in the floor plan above.
- 2) Residential floors 4/F, 13/F and 14/F are omitted.
- 3) the areas of (1) the private swimming pool and (2) the area for placing filtration plant, both being part of the roof, are included in the area of roof of this unit as set out in the section "Area of residential properties in the Phase".

1號現狀間隔平面圖
Floor plan of No.1 showing latest layout



* 1號此部份因在期數落成後進行小型工程或獲《建築物條例》豁免的工程而有所改動，現狀請參閱有關平面圖。該等改動如下：

This part of No.1 has been altered by way of minor works or exempted building works under the Buildings Ordinance after completion of the Phase, the latest condition of which is shown on the relevant floor plan. The alterations are as follows:

1. 天台安裝洗滌盆櫃。
Sink Cabinet added in Roof.

每個住宅物業的樓板（不包括灰泥）的厚度：梯屋：40毫米[^]；其他部分：不適用

The thickness of the floor slabs (excluding plaster) of each residential property: Stairhood: 40mm[^]; other parts: Not applicable

每個住宅物業的層與層之間的高度：梯屋：3.022 - 3.065米[^]；其他部分：不適用

The floor-to-floor height of each residential property: Stairhood: 3.022 - 3.065m[^]; other parts: Not applicable

因住宅物業的較高樓層的結構牆的厚度遞減，較高樓層的內部面積，一般比較低樓層的內部面積稍大。（註：此根據《一手住宅物業銷售條例》附表1第1部第10(2)(e)條所規定的陳述並不適用於期數。）

The internal areas of the residential properties on the upper floors will generally be slightly larger than those on the lower floors because of the reducing thickness of the structural walls on the upper floors. (Note: This statement required in Section 10(2)(e) in Part 1 of Schedule 1 of the Residential Properties (First-hand Sales) Ordinance (Cap.621) is not applicable to the Phase).

[^]相關梯屋之天花為玻璃天台。列出之樓板的厚度為該玻璃天台厚度。該玻璃天台為略為傾斜之天台。因此，層與層之間的高度以高度範圍形式表達。

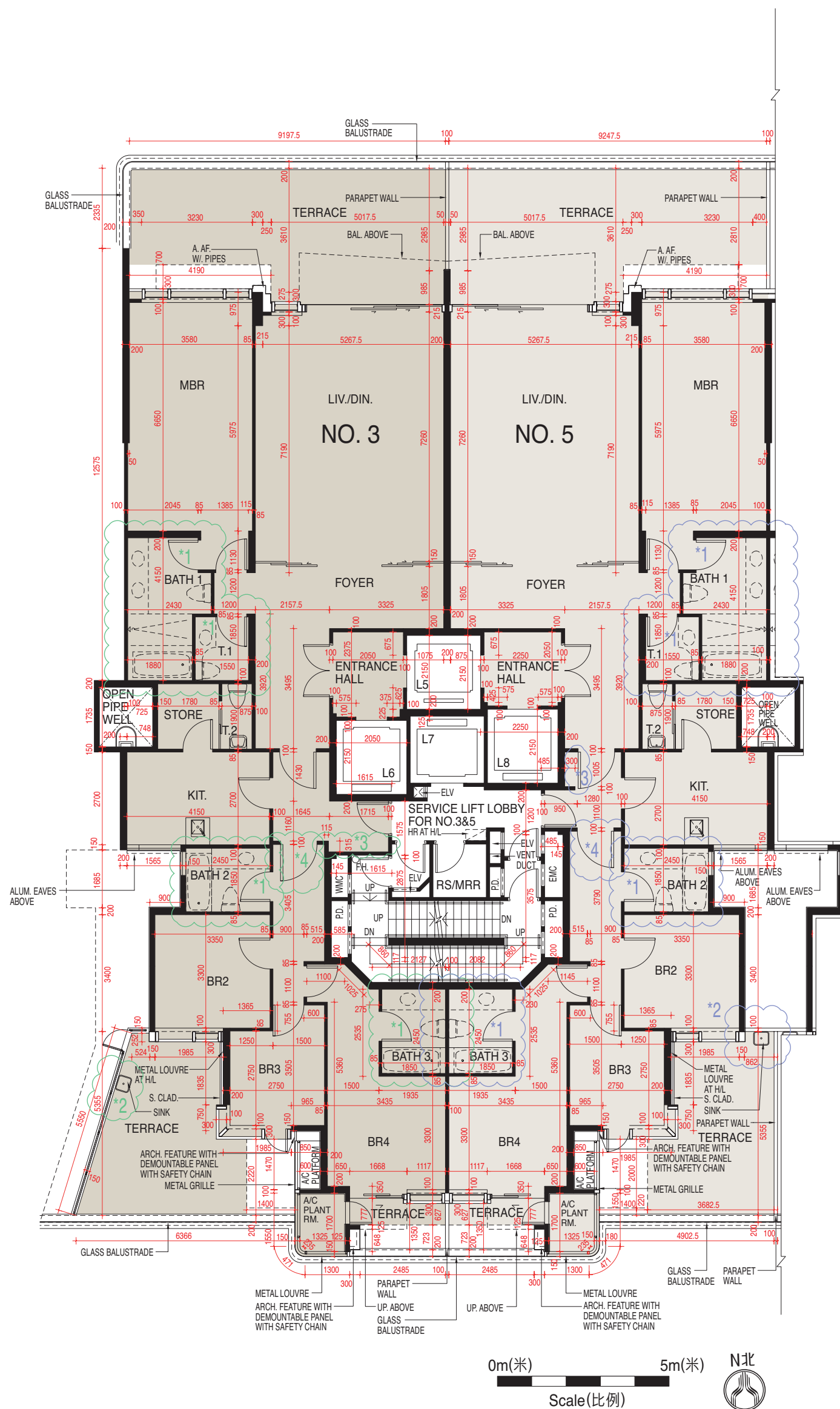
[^]The ceiling of the stairhood concerned is a glass roof. The thickness of the floor slabs set out is the thickness of the glass roof. That glass roof is a slightly inclined roof. Accordingly, the floor-to-floor height is presented in a range.

備註：

- 1) 以上樓面平面圖中顯示之名詞及簡稱之詞彙表請參閱「期數的住宅物業的樓面平面圖」一節首頁。
- 2) 住宅樓層不設4樓、13樓及14樓。
- 3) (1)私人泳池及(2)供放置游泳池水過濾設備之範圍（兩者俱屬天台一部分）的面積，包括在「期數中的住宅物業的面積」一節中所列的本單位的天台面積。

Remarks:

- 1) Please refer to the first page of the section "Floor Plans of Residential Properties in the Phase" for glossary of the terms and abbreviations shown in the floor plan above.
- 2) Residential floors 4/F, 13/F and 14/F are omitted.
- 3) the areas of (1) the private swimming pool and (2) the area for placing filtration plant, both being part of the roof, are included in the area of roof of this unit as set out in the section "Area of residential properties in the Phase".



每個住宅物業的樓板（不包括灰泥）的厚度：150毫米、175毫米及200毫米

The thickness of the floor slabs (excluding plaster) of each residential property: 150mm, 175mm and 200mm

每個住宅物業的層與層之間的高度：3.15米及3.15米*

* 包括本層地台跌級樓板上之輕質混凝土填充層厚度。

The floor-to-floor height of each residential property: 3.15m and 3.15m*

* Inclusive of the thickness of light-weight concrete fill on sunken slab on the floor of this floor.

因住宅物業的較高樓層的結構牆的厚度遞減，較高樓層的內部面積，一般比較低樓層的內部面積稍大。（註：此根據《一手住宅物業銷售條例》附表1第1部第10(2)(e)條所規定的陳述並不適用於期數。）

The internal areas of the residential properties on the upper floors will generally be slightly larger than those on the lower floors because of the reducing thickness of the structural walls on the upper floors. (Note: This statement required in Section 10(2)(e) in Part 1 of Schedule 1 of the Residential Properties (First-hand Sales) Ordinance (Cap.621) is not applicable to the Phase).

備註：

1) 以上樓面平面圖中顯示之名詞及簡稱之詞彙表請參閱「期數的住宅物業的樓面平面圖」一節首頁。

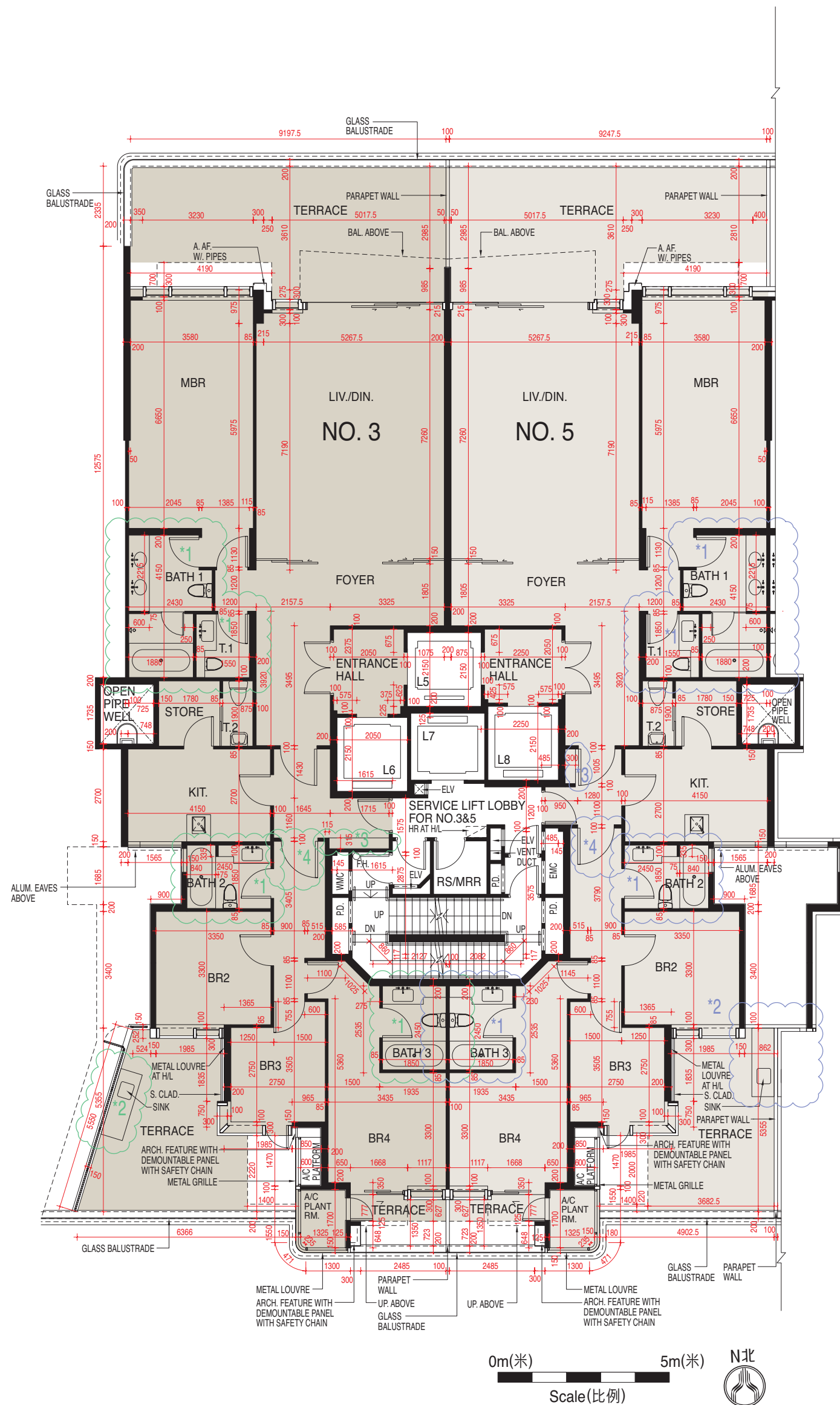
2) 住宅樓層不設4樓、13樓及14樓。

Remarks:

1) Please refer to the first page of the section “Floor Plans of Residential Properties in the Phase” for glossary of the terms and abbreviations shown in the floor plan above.

2) Residential floors 4/F, 13/F and 14/F are omitted.

3號及5號現狀間隔平面圖
Floor plan of No.3 & No.5 showing latest layout



* 3號此部份因在期數落成後進行小型工程或獲《建築物條例》豁免的工程而有所改動，現狀請參閱有關平面圖。該等改動如下：

This part of No.3 has been altered by way of minor works or exempted building works under the Buildings Ordinance after completion of the Phase, the latest condition of which is shown on the relevant floor plan. The alterations are as follows:

1. 浴室1、浴室2、浴室3和洗手間1提供裝置。
Fittings of Bathroom 1, Bathroom 2, Bathroom 3 and Toilet 1 provided.
2. 前庭安裝洗滌盆櫃。
Sink cabinet added in Terrace.
3. 安裝櫃門。
Cabinet door added.
4. 開門方向更改。
Door swing direction altered.

* 5號此部份因在期數落成後進行小型工程或獲《建築物條例》豁免的工程而有所改動，現狀請參閱有關平面圖。該等改動如下：

This part of No.5 has been altered by way of minor works or exempted building works under the Buildings Ordinance after completion of the Phase, the latest condition of which is shown on the relevant floor plan. The alterations are as follows:

1. 浴室1、浴室2、浴室3和洗手間1提供裝置。
Fittings of Bathroom 1, Bathroom 2, Bathroom 3 and Toilet 1 provided.
2. 前庭安裝洗滌盆櫃。
Sink cabinet added in Terrace.
3. 安裝櫃門。
Cabinet door added.
4. 開門方向更改。
Door swing direction altered.

每個住宅物業的樓板（不包括灰泥）的厚度：150毫米、175毫米及200毫米

The thickness of the floor slabs (excluding plaster) of each residential property: 150mm, 175mm and 200mm

每個住宅物業的層與層之間的高度：3.15米及3.15米*

* 包括本層地台跌級樓板上之輕質混凝土填充層厚度。

The floor-to-floor height of each residential property: 3.15m and 3.15m*

* Inclusive of the thickness of light-weight concrete fill on sunken slab on the floor of this floor.

因住宅物業的較高樓層的結構牆的厚度遞減，較高樓層的內部面積，一般比較低樓層的內部面積稍大。（註：此根據《一手住宅物業銷售條例》附表1第1部第10(2)(e)條所規定的陳述並不適用於期數。）

The internal areas of the residential properties on the upper floors will generally be slightly larger than those on the lower floors because of the reducing thickness of the structural walls on the upper floors. (Note: This statement required in Section 10(2)(e) in Part 1 of Schedule 1 of the Residential Properties (First-hand Sales) Ordinance (Cap.621) is not applicable to the Phase).

備註：

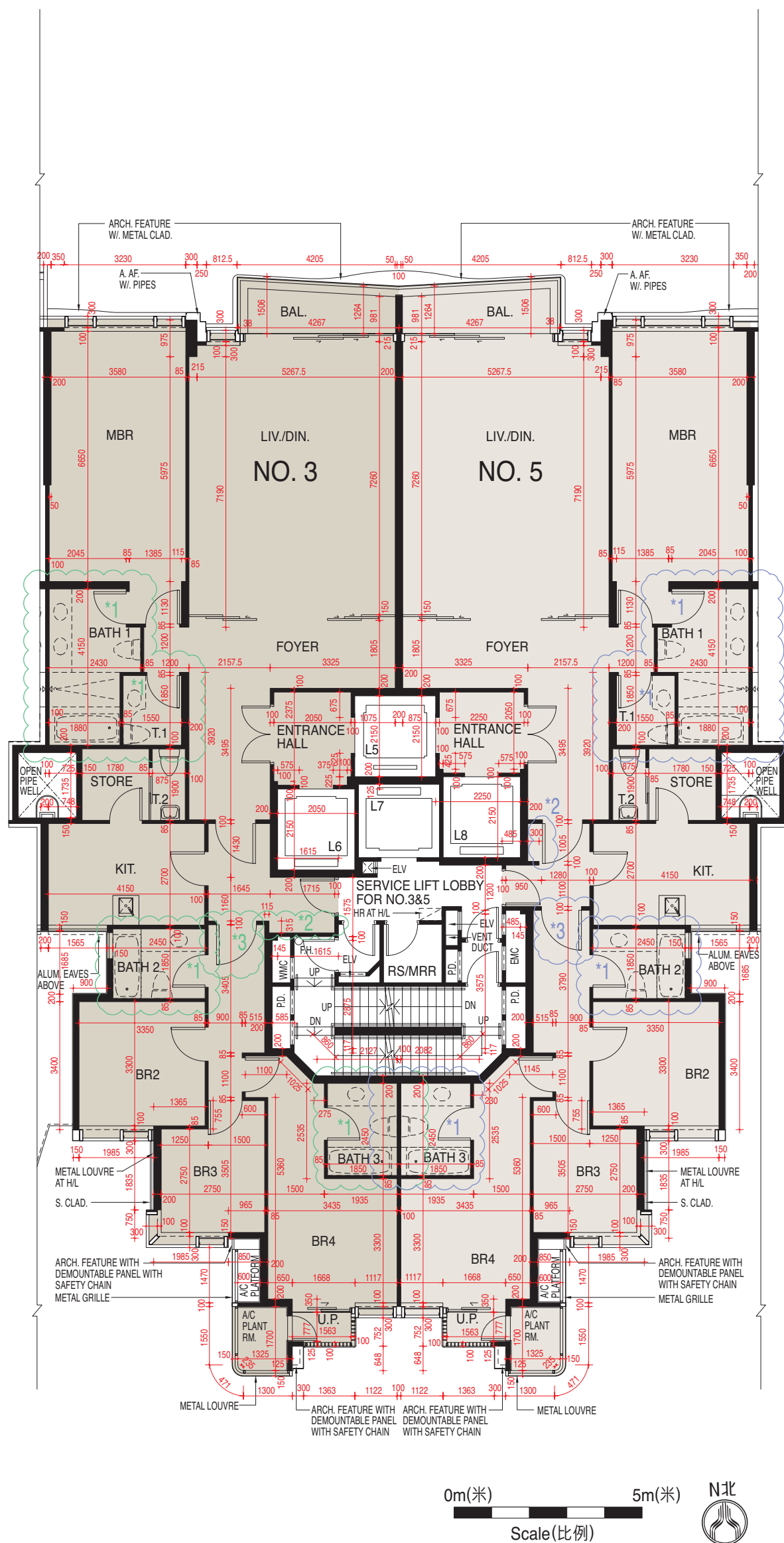
1) 以上樓面平面圖中顯示之名詞及簡稱之詞彙表請參閱「期數的住宅物業的樓面平面圖」一節首頁。

2) 住宅樓層不設4樓、13樓及14樓。

Remarks:

1) Please refer to the first page of the section “Floor Plans of Residential Properties in the Phase” for glossary of the terms and abbreviations shown in the floor plan above.

2) Residential floors 4/F, 13/F and 14/F are omitted.



每個住宅物業的樓板（不包括灰泥）的厚度：150毫米、175毫米及200毫米

The thickness of the floor slabs (excluding plaster) of each residential property: 150mm, 175mm and 200mm

每個住宅物業的層與層之間的高度：3.15米及3.15米*

* 包括本層地台跌級樓板上之輕質混凝土填充層厚度。

The floor-to-floor height of each residential property: 3.15m and 3.15m*

* Inclusive of the thickness of light-weight concrete fill on sunken slab on the floor of this floor.

因住宅物業的較高樓層的結構牆的厚度遞減，較高樓層的內部面積，一般比較低樓層的內部面積稍大。（註：此根據《一手住宅物業銷售條例》附表1第1部第10(2)(e)條所規定的陳述並不適用於期數。）

The internal areas of the residential properties on the upper floors will generally be slightly larger than those on the lower floors because of the reducing thickness of the structural walls on the upper floors. (Note: This statement required in Section 10(2)(e) in Part 1 of Schedule 1 of the Residential Properties (First-hand Sales) Ordinance (Cap.621) is not applicable to the Phase).

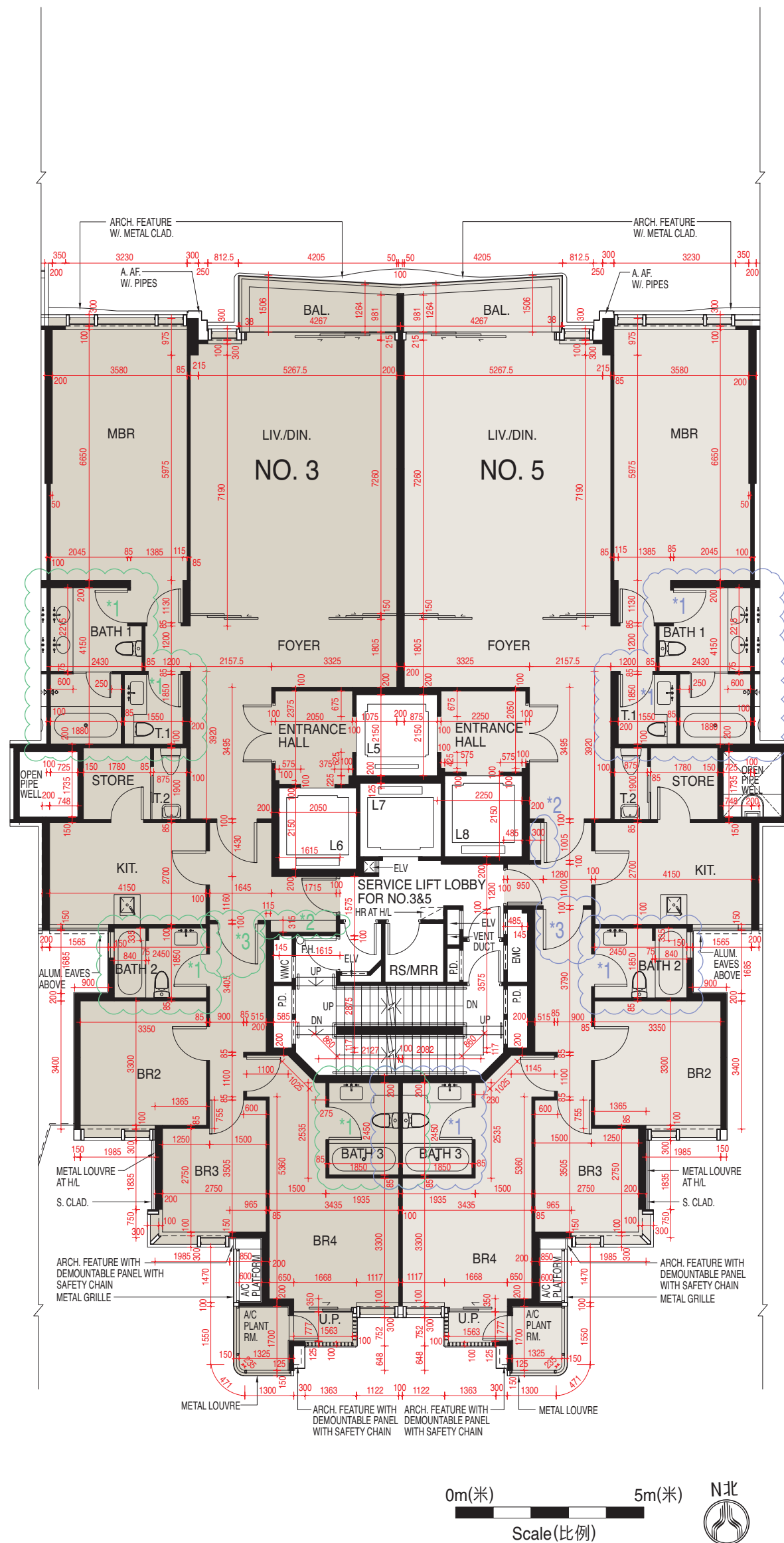
備註：

- 1) 以上樓面平面圖中顯示之名詞及簡稱之詞彙表請參閱「期數的住宅物業的樓面平面圖」一節首頁。
- 2) 住宅樓層不設4樓、13樓及14樓。

Remarks:

- 1) Please refer to the first page of the section “Floor Plans of Residential Properties in the Phase” for glossary of the terms and abbreviations shown in the floor plan above.
- 2) Residential floors 4/F, 13/F and 14/F are omitted.

3號及5號現狀間隔平面圖
Floor plan of No.3 & No.5
showing latest layout



* 3號此部份因在期數落成後進行小型工程或獲《建築物條例》豁免的工程而有所改動，現狀請參閱有關平面圖。該等改動如下：

This part of No.3 has been altered by way of minor works or exempted building works under the Buildings Ordinance after completion of the Phase, the latest condition of which is shown on the relevant floor plan. The alterations are as follows:

1. 浴室1、浴室2、浴室3和洗手間1提供裝置。
Fittings of Bathroom 1, Bathroom 2, Bathroom 3 and Toilet 1 provided.
2. 安裝櫃門。
Cabinet door added.
3. 開門方向更改。
Door swing direction altered.

* 5號此部份因在期數落成後進行小型工程或獲《建築物條例》豁免的工程而有所改動，現狀請參閱有關平面圖。該等改動如下：

This part of No.5 has been altered by way of minor works or exempted building works under the Buildings Ordinance after completion of the Phase, the latest condition of which is shown on the relevant floor plan. The alterations are as follows:

1. 浴室1、浴室2、浴室3和洗手間1提供裝置。
Fittings of Bathroom 1, Bathroom 2, Bathroom 3 and Toilet 1 provided.
2. 安裝櫃門。
Cabinet door added.
3. 開門方向更改。
Door swing direction altered.

每個住宅物業的樓板（不包括灰泥）的厚度：150毫米、175毫米及200毫米

The thickness of the floor slabs (excluding plaster) of each residential property: 150mm, 175mm and 200mm

每個住宅物業的層與層之間的高度：3.15米及3.15米*

* 包括本層地台跌級樓板上之輕質混凝土填充層厚度。

The floor-to-floor height of each residential property: 3.15m and 3.15m*

* Inclusive of the thickness of light-weight concrete fill on sunken slab on the floor of this floor.

因住宅物業的較高樓層的結構牆的厚度遞減，較高樓層的內部面積，一般比較低樓層的內部面積稍大。（註：此根據《一手住宅物業銷售條例》附表1第1部第10(2)(e)條所規定的陳述並不適用於期數。）

The internal areas of the residential properties on the upper floors will generally be slightly larger than those on the lower floors because of the reducing thickness of the structural walls on the upper floors. (Note: This statement required in Section 10(2)(e) in Part 1 of Schedule 1 of the Residential Properties (First-hand Sales) Ordinance (Cap.621) is not applicable to the Phase).

備註：

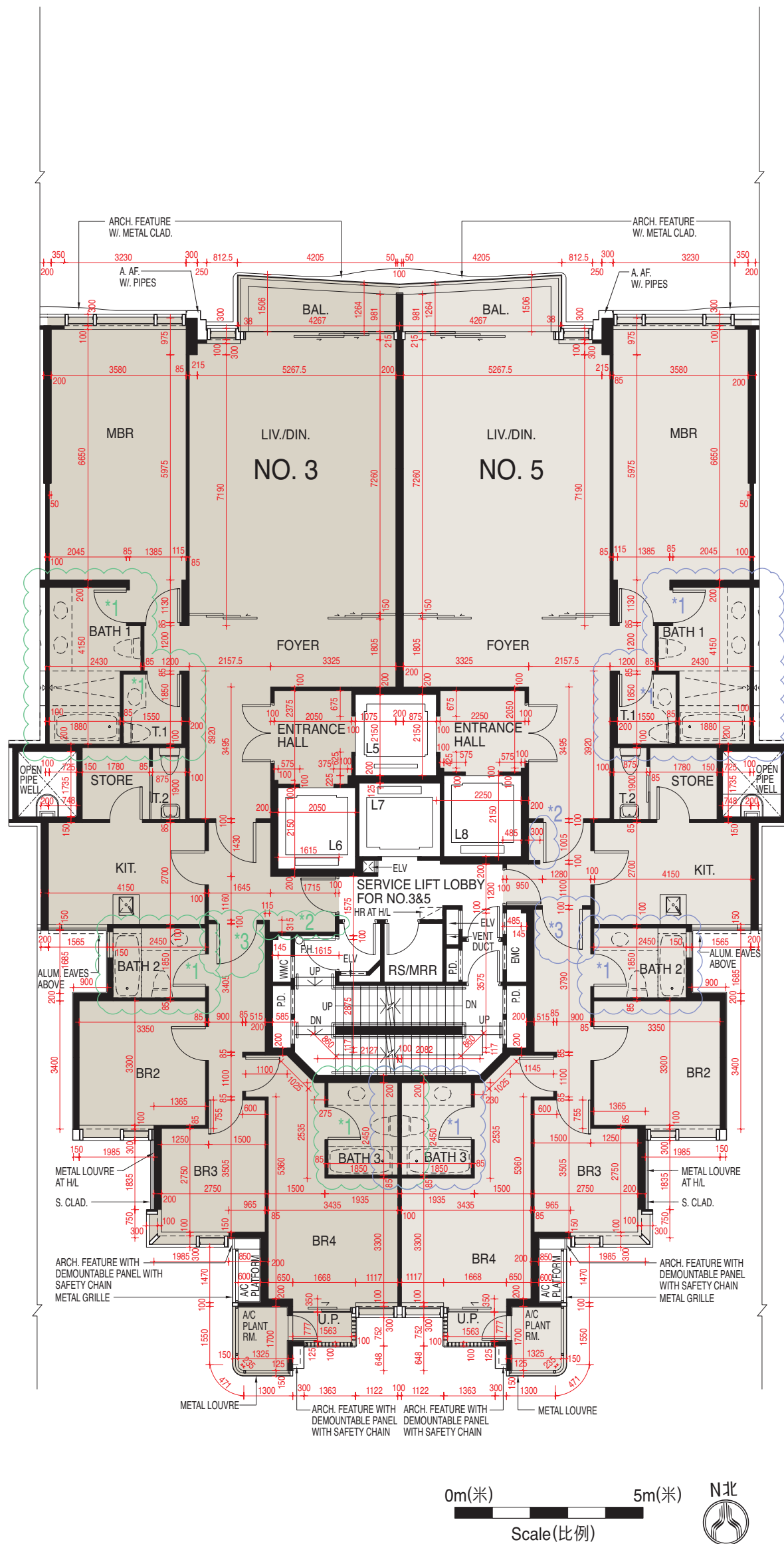
1) 以上樓面平面圖中顯示之名詞及簡稱之詞彙表請參閱「期數的住宅物業的樓面平面圖」一節首頁。

2) 住宅樓層不設4樓、13樓及14樓。

Remarks:

1) Please refer to the first page of the section “Floor Plans of Residential Properties in the Phase” for glossary of the terms and abbreviations shown in the floor plan above.

2) Residential floors 4/F, 13/F and 14/F are omitted.



每個住宅物業的樓板（不包括灰泥）的厚度：3號及5號3樓至9樓及11樓至20樓：150毫米、175毫米及200毫米；3號及5號21樓：150毫米、175毫米、200毫米及225毫米；3號及5號22樓：150毫米、175毫米、200毫米、225毫米、250毫米及275毫米

The thickness of the floor slabs (excluding plaster) of each residential property: No. 3 and No.5 from 3/F to 9/F and 11/F to 20/F: 150mm, 175mm and 200mm; No.3 and No.5 on 21/F: 150mm, 175mm, 200mm and 225mm ; No.3 and No.5 on 22/F: 150mm, 175mm, 200mm, 225mm, 250mm and 275mm

每個住宅物業的層與層之間的高度：3.15米及3.15米*

* 包括本層地台跌級樓板上之輕質混凝土填充層厚度。

The floor-to-floor height of each residential property: 3.15m and 3.15m*

* Inclusive of the thickness of light-weight concrete fill on sunken slab on the floor of this floor.

因住宅物業的較高樓層的結構牆的厚度遞減，較高樓層的內部面積，一般比較低樓層的內部面積稍大。（註：此根據《一手住宅物業銷售條例》附表1第1部第10(2)(e)條所規定的陳述並不適用於期數。）

The internal areas of the residential properties on the upper floors will generally be slightly larger than those on the lower floors because of the reducing thickness of the structural walls on the upper floors. (Note: This statement required in Section 10(2)(e) in Part 1 of Schedule 1 of the Residential Properties (First-hand Sales) Ordinance (Cap.621) is not applicable to the Phase).

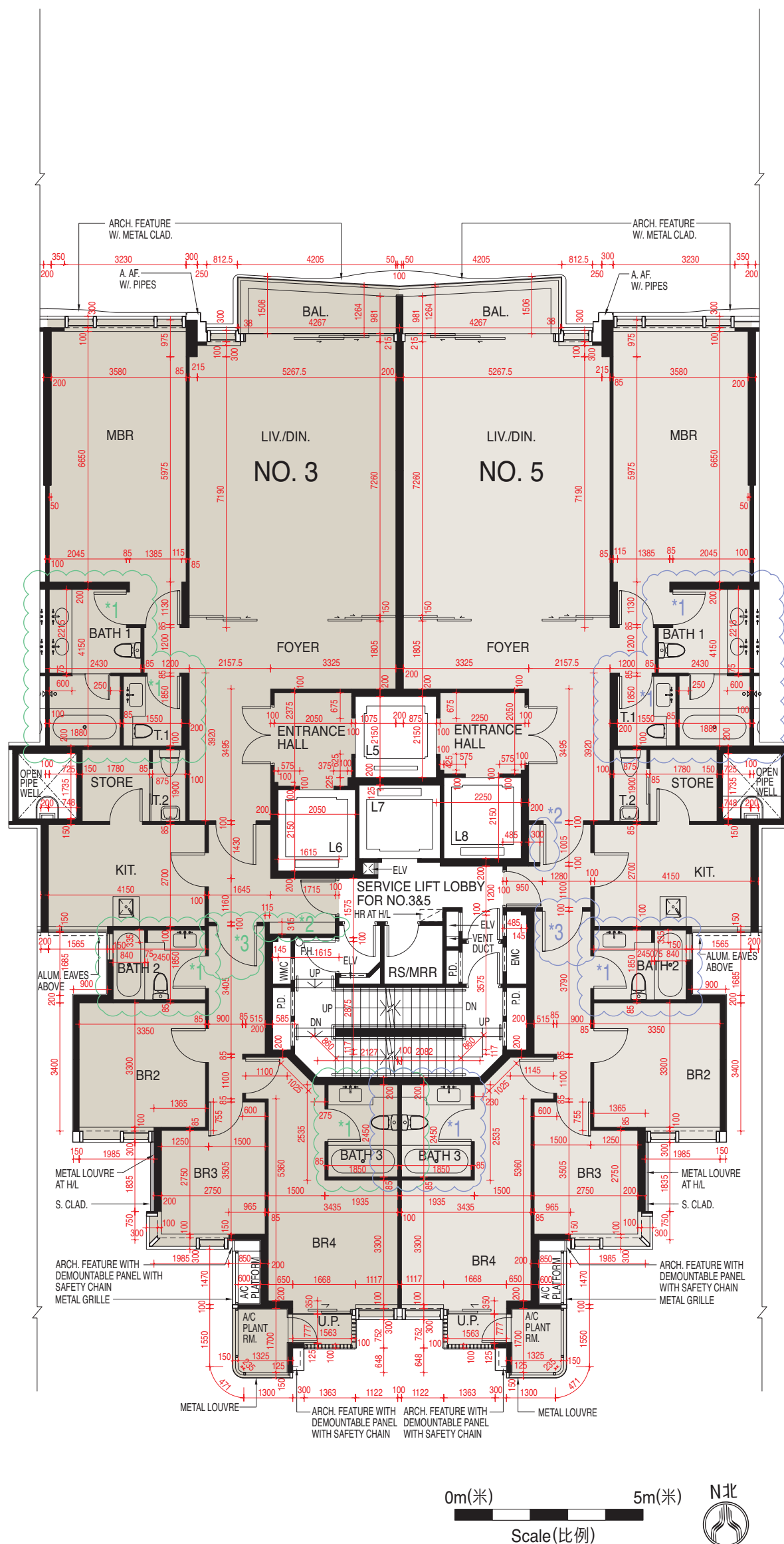
備註：

- 1) 以上樓面平面圖中顯示之名詞及簡稱之詞彙表請參閱「期數的住宅物業的樓面平面圖」一節首頁。
- 2) 住宅樓層不設4樓、13樓及14樓。

Remarks:

- 1) Please refer to the first page of the section “Floor Plans of Residential Properties in the Phase” for glossary of the terms and abbreviations shown in the floor plan above.
- 2) Residential floors 4/F, 13/F and 14/F are omitted.

3號及5號現狀間隔平面圖
Floor plan of No.3 & No.5
showing latest layout



- * 3號此部份因在期數落成後進行小型工程或獲《建築物條例》豁免的工程而有所改動，現狀請參閱有關平面圖。該等改動如下：

This part of No.3 has been altered by way of minor works or exempted building works under the Buildings Ordinance after completion of the Phase, the latest condition of which is shown on the relevant floor plan. The alterations are as follows:

1. 浴室1、浴室2、浴室3和洗手間1提供裝置。
Fittings of Bathroom 1, Bathroom 2, Bathroom 3 and Toilet 1 provided.
2. 安裝櫃門。
Cabinet door added.
3. 開門方向更改。
Door swing direction altered.

- * 5號此部份因在期數落成後進行小型工程或獲《建築物條例》豁免的工程而有所改動，現狀請參閱有關平面圖。該等改動如下：

This part of No.5 has been altered by way of minor works or exempted building works under the Buildings Ordinance after completion of the Phase, the latest condition of which is shown on the relevant floor plan. The alterations are as follows:

1. 浴室1、浴室2、浴室3和洗手間1提供裝置。
Fittings of Bathroom 1, Bathroom 2, Bathroom 3 and Toilet 1 provided.
2. 安裝櫃門。
Cabinet door added.
3. 開門方向更改。
Door swing direction altered.

每個住宅物業的樓板（不包括灰泥）的厚度：3號及5號3樓至9樓及11樓至20樓：150毫米、175毫米及200毫米；3號及5號21樓：150毫米、175毫米、200毫米及225毫米；3號及5號22樓：150毫米、175毫米、200毫米、225毫米、250毫米及275毫米

The thickness of the floor slabs (excluding plaster) of each residential property: No.3 and No.5 from 3/F to 9/F and 11/F to 20/F: 150mm, 175mm and 200mm; No.3 and No.5 on 21/F: 150mm, 175mm, 200mm and 225mm; No.3 and No.5 on 22/F: 150mm, 175mm, 200mm, 225mm, 250mm and 275mm

每個住宅物業的層與層之間的高度：3.15米及3.15米*

* 包括本層地台跌級樓板上之輕質混凝土填充層厚度。

The floor-to-floor height of each residential property: 3.15m and 3.15m*

* Inclusive of the thickness of light-weight concrete fill on sunken slab on the floor of this floor.

因住宅物業的較高樓層的結構牆的厚度遞減，較高樓層的內部面積，一般比較低樓層的內部面積稍大。（註：此根據《一手住宅物業銷售條例》附表1第1部第10(2)(e)條所規定的陳述並不適用於期數。）

The internal areas of the residential properties on the upper floors will generally be slightly larger than those on the lower floors because of the reducing thickness of the structural walls on the upper floors. (Note: This statement required in Section 10(2)(e) in Part 1 of Schedule 1 of the Residential Properties (First-hand Sales) Ordinance (Cap.621) is not applicable to the Phase).

備註：

- 1) 以上樓面平面圖中顯示之名詞及簡稱之詞彙表請參閱「期數的住宅物業的樓面平面圖」一節首頁。
- 2) 住宅樓層不設4樓、13樓及14樓。

Remarks:

- 1) Please refer to the first page of the section “Floor Plans of Residential Properties in the Phase” for glossary of the terms and abbreviations shown in the floor plan above.
- 2) Residential floors 4/F, 13/F and 14/F are omitted.



每個住宅物業的樓板（不包括灰泥）的厚度：150毫米、175毫米及200毫米
The thickness of the floor slabs (excluding plaster) of each residential property: 150mm, 175mm and 200mm

每個住宅物業的層與層之間的高度：3.15米及3.15米*
* 包括本層地台跌級樓板上之輕質混凝土填充層厚度。
The floor-to-floor height of each residential property: 3.15m and 3.15m*
* Inclusive of the thickness of light-weight concrete fill on sunken slab on the floor of this floor.

因住宅物業的較高樓層的結構牆的厚度遞減，較高樓層的內部面積，一般比較低樓層的內部面積稍大。（註：此根據《一手住宅物業銷售條例》附表1第1部第10(2)(c)條所規定的陳述並不適用於期數。）
The internal areas of the residential properties on the upper floors will generally be slightly larger than those on the lower floors because of the reducing thickness of the structural walls on the upper floors. (Note: This statement required in Section 10(2)(c) in Part 1 of Schedule 1 of the Residential Properties (First-hand Sales) Ordinance (Cap.621) is not applicable to the Phase).

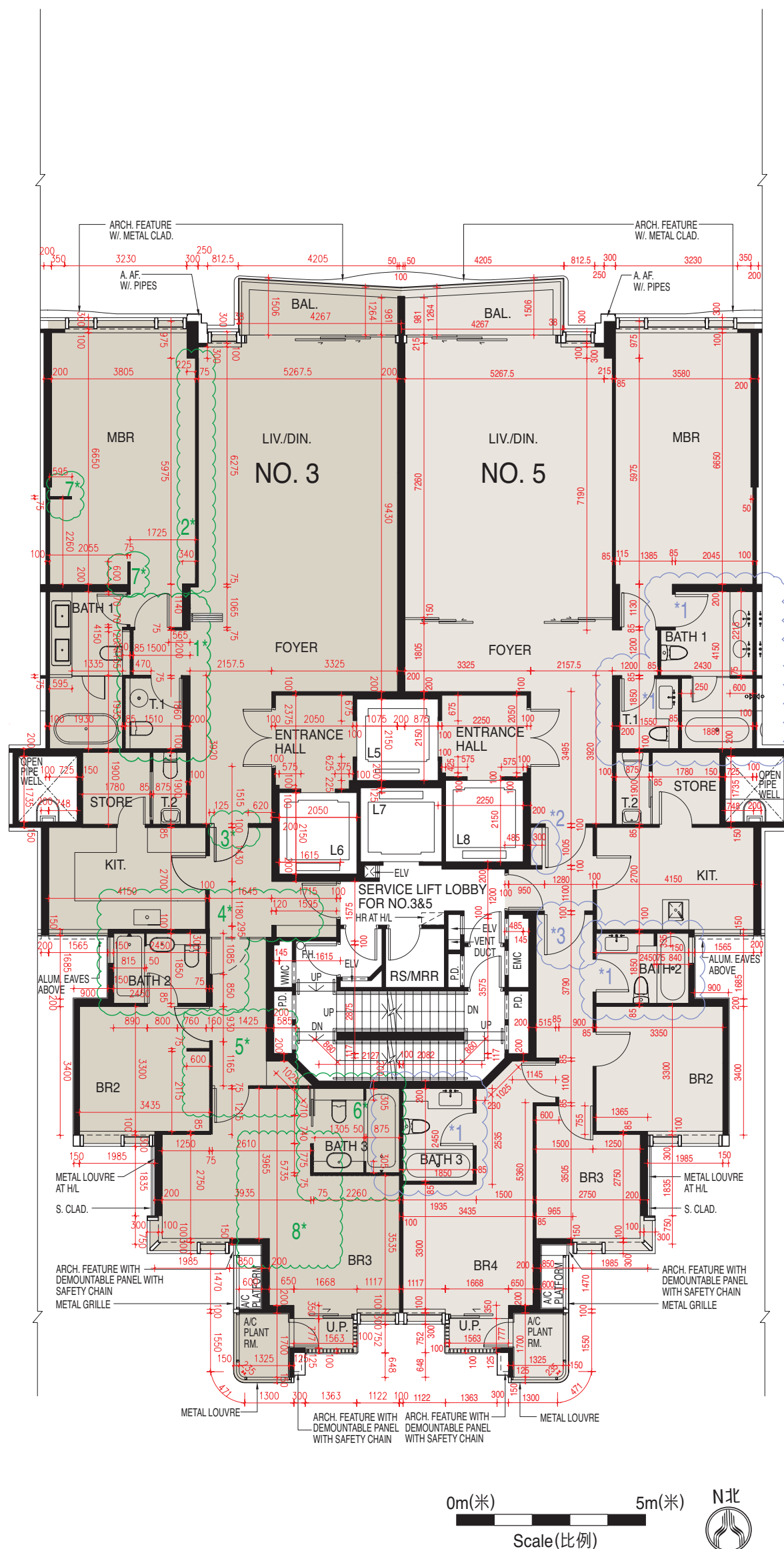
備註：

- 1) 以上樓面平面圖中顯示之名詞及簡稱之詞彙表請參閱「期數的住宅物業的樓面平面圖」一節首頁。
- 2) 住宅樓層不設4樓、13樓及14樓。

Remarks:

- 1) Please refer to the first page of the section “Floor Plans of Residential Properties in the Phase” for glossary of the terms and abbreviations shown in the floor plan above.
- 2) Residential floors 4/F, 13/F and 14/F are omitted.

3號及5號現狀間隔平面圖
Floor plan of No.3 & No.5
showing latest layout



* 3號此部份因在期數落成後進行小型工程或獲《建築物條例》豁免的工程而有所改動，現狀請參閱有關平面圖。該等改動如下：

This part of No.3 has been altered by way of minor works or exempted building works under the Buildings Ordinance after completion of the Phase, the latest condition of which is shown on the relevant floor plan. The alterations are as follows:

1. 改動間隔及原有座廁位置。另改動門戶位置。浴室1和洗手間1提供裝置。
Location of partition and water closet altered. Location of door altered. Fittings of Bathroom 1 and Toilet 1 provided.

2. 改動間隔位置。
Location of partition altered.

3. 改動門戶開門方向。
Swing direction of door altered.

4. 拆除原有間隔，新增磚牆間隔。另改門戶位置。改動浴室2原有座廁及洗滌盆位置。浴室2提供裝置。
Demolish the existing partition. New partition of brick wall is added. Location of door altered. Location of water closet and basin in Bathroom 2 altered. Fittings of Bathroom 2 provided.

5. 改動間隔位置。另改動門戶位置。
Location of partition altered. Location of door altered.

6. 改動間隔位置。改動浴室3原有座廁及洗滌盆位置。另改動門戶位置及開門方向。浴室3提供裝置。
Location of partition altered. Location of water closet and basin in Bathroom 3 altered. Location and swing direction of door altered. Fittings of Bathroom 3 provided.

7. 新增磚牆間隔。
New partition of brick wall is added.

8. 拆除原有間隔，新增磚牆間隔。
Demolish the existing partition. New partition of brick wall is added.

每個住宅物業的樓板（不包括灰泥）的厚度：150毫米、175毫米及200毫米

The thickness of the floor slabs (excluding plaster) of each residential property: 150mm, 175mm and 200mm

每個住宅物業的層與層之間的高度：3.15米及3.15米*

* 包括本層地台跌級樓板上之輕質混凝土填充層厚度。

The floor-to-floor height of each residential property: 3.15m and 3.15m*

* Inclusive of the thickness of light-weight concrete fill on sunken slab on the floor of this floor.

因住宅物業的較高樓層的結構牆的厚度遞減，較高樓層的內部面積，一般比較低樓層的內部面積稍大。（註：此根據《一手住宅物業銷售條例》附表1第1部第10(2)(e)條所規定的陳述並不適用於期數。）

The internal areas of the residential properties on the upper floors will generally be slightly larger than those on the lower floors because of the reducing thickness of the structural walls on the upper floors. (Note: This statement required in Section 10(2)(e) in Part 1 of Schedule 1 of the Residential Properties (First-hand Sales) Ordinance (Cap.621) is not applicable to the Phase).

* 5號此部份因在期數落成後進行小型工程或獲《建築物條例》豁免的工程而有所改動，現狀請參閱有關平面圖。該等改動如下：

This part of No.5 has been altered by way of minor works or exempted building works under the Buildings Ordinance after completion of the Phase, the latest condition of which is shown on the relevant floor plan. The alterations are as follows:

1. 浴室1、浴室2、浴室3和洗手間1提供裝置。
Fittings of Bathroom 1, Bathroom 2, Bathroom 3 and Toilet 1 provided.

2. 安裝櫃門。
Cabinet door added.

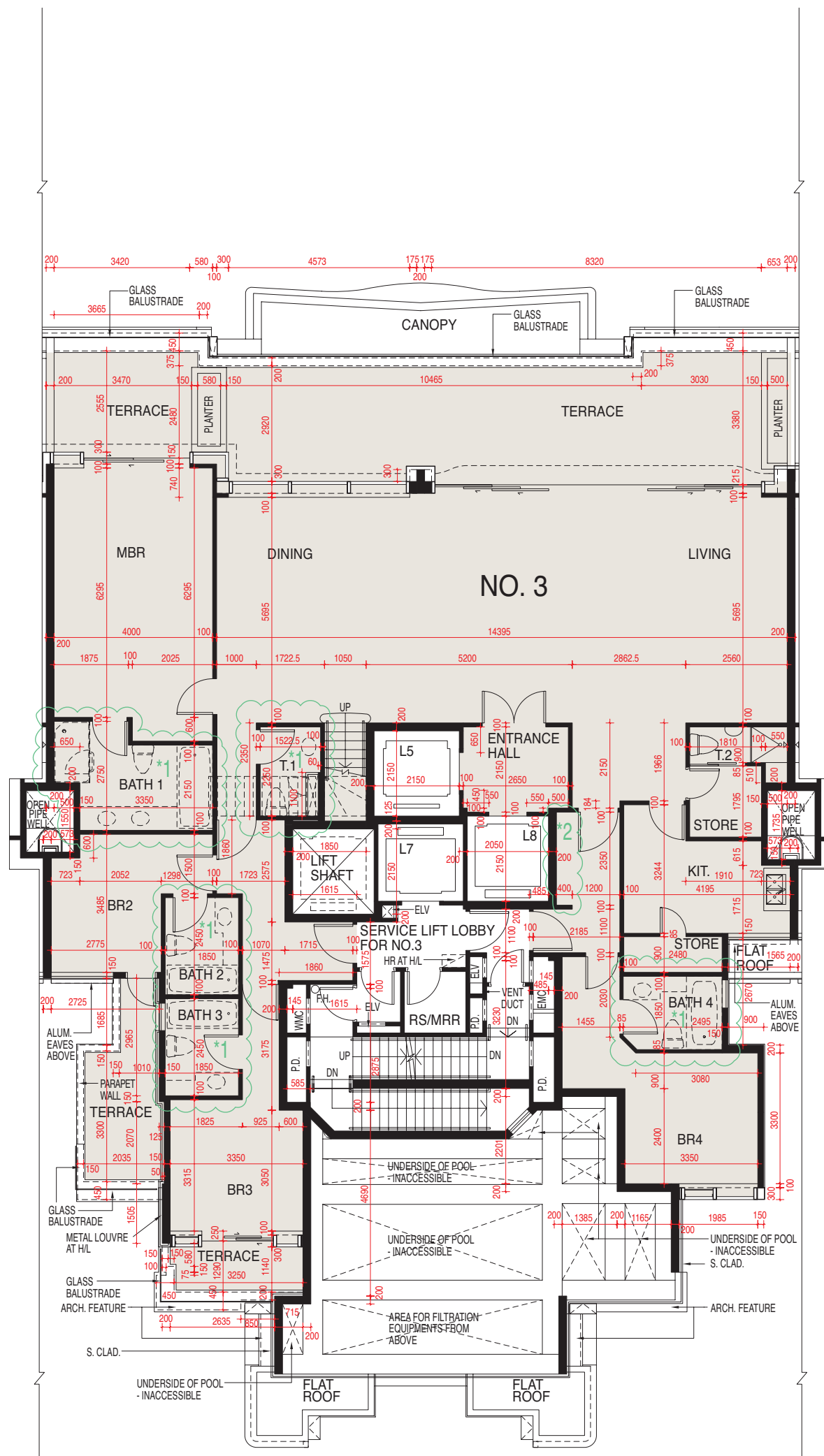
3. 開門方向更改。
Door swing direction altered.

備註：

- 1) 以上樓面平面圖中顯示之名詞及簡稱之詞彙表請參閱「期數的住宅物業的樓面平面圖」一節首頁。
- 2) 住宅樓層不設4樓、13樓及14樓。

Remarks:

- 1) Please refer to the first page of the section “Floor Plans of Residential Properties in the Phase” for glossary of the terms and abbreviations shown in the floor plan above.
- 2) Residential floors 4/F, 13/F and 14/F are omitted.



每個住宅物業的樓板（不包括灰泥）的厚度：200毫米及250毫米
The thickness of the floor slabs (excluding plaster) of each residential property: 200mm and 250mm

每個住宅物業的層與層之間的高度：3.50米及3.50米*

* 包括本層地台跌級樓板上之輕質混凝土填充層厚度。

The floor-to-floor height of each residential property: 3.50m and 3.50m*

* Inclusive of the thickness of light-weight concrete fill on sunken slab on the floor of this floor.

因住宅物業的較高樓層的結構牆的厚度遞減，較高樓層的內部面積，一般比較低樓層的內部面積稍大。（註：此根據《一手住宅物業銷售條例》附表1第1部第10(2)(e)條所規定的陳述並不適用於期數。）

The internal areas of the residential properties on the upper floors will generally be slightly larger than those on the lower floors because of the reducing thickness of the structural walls on the upper floors. (Note: This statement required in Section 10(2)(e) in Part 1 of Schedule 1 of the Residential Properties (First-hand Sales) Ordinance (Cap.621) is not applicable to the Phase).

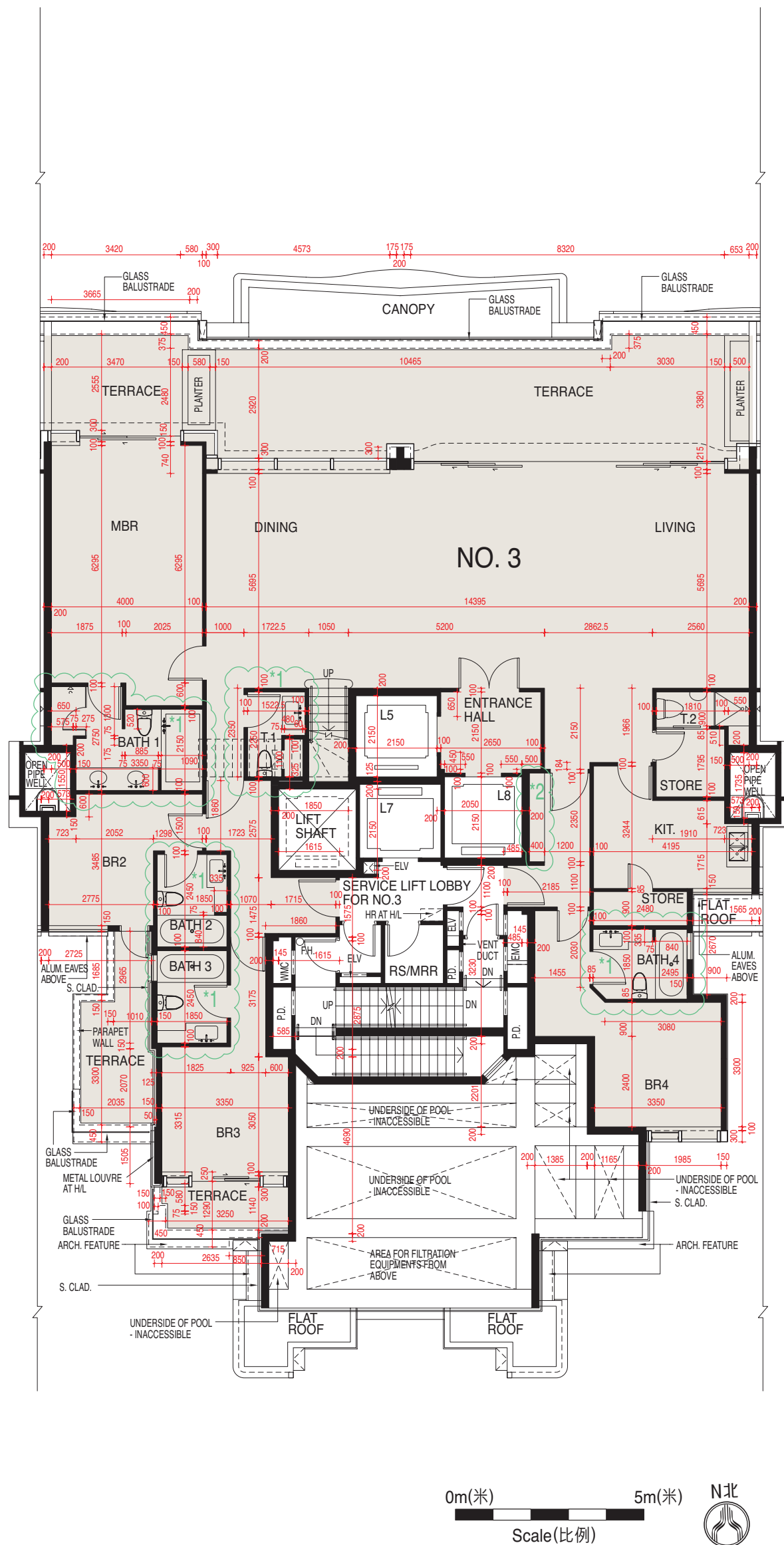
備註：

- 1) 以上樓面平面圖中顯示之名詞及簡稱之詞彙表請參閱「期數的住宅物業的樓面平面圖」一節首頁。
- 2) 住宅樓層不設4樓、13樓及14樓。

Remarks:

- 1) Please refer to the first page of the section “Floor Plans of Residential Properties in the Phase” for glossary of the terms and abbreviations shown in the floor plan above.
- 2) Residential floors 4/F, 13/F and 14/F are omitted.

3號現狀間隔平面圖
Floor plan of No.3
showing latest layout



- * 3號此部份因在期數落成後進行小型工程或獲《建築物條例》豁免的工程而有所改動，現狀請參閱有關平面圖。該等改動如下：

This part of No.3 has been altered by way of minor works or exempted building works under the Buildings Ordinance after completion of the Phase, the latest condition of which is shown on the relevant floor plan. The alterations are as follows:

1. 浴室1、浴室2、浴室3、浴室4和洗手間1提供裝置。
Fittings of Bathroom 1, Bathroom 2, Bathroom 3, Bathroom 4 and Toilet 1 provided.
2. 安裝櫃門。
Cabinet door added.

每個住宅物業的樓板（不包括灰泥）的厚度：200毫米及250毫米

The thickness of the floor slabs (excluding plaster) of each residential property: 200mm and 250mm

每個住宅物業的層與層之間的高度：3.50米及3.50米*

* 包括本層地台跌級樓板上之輕質混凝土填充層厚度。

The floor-to-floor height of each residential property: 3.50m and 3.50m*

* Inclusive of the thickness of light-weight concrete fill on sunken slab on the floor of this floor.

因住宅物業的較高樓層的結構牆的厚度遞減，較高樓層的內部面積，一般比較低樓層的內部面積稍大。（註：此根據《一手住宅物業銷售條例》附表1第1部第10(2)(e)條所規定的陳述並不適用於期數。）

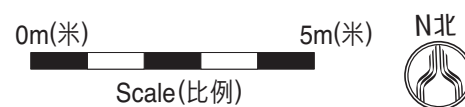
The internal areas of the residential properties on the upper floors will generally be slightly larger than those on the lower floors because of the reducing thickness of the structural walls on the upper floors. (Note: This statement required in Section 10(2)(e) in Part 1 of Schedule 1 of the Residential Properties (First-hand Sales) Ordinance (Cap.621) is not applicable to the Phase).

備註：

- 1) 以上樓面平面圖中顯示之名詞及簡稱之詞彙表請參閱「期數的住宅物業的樓面平面圖」一節首頁。
- 2) 住宅樓層不設4樓、13樓及14樓。

Remarks:

- 1) Please refer to the first page of the section “Floor Plans of Residential Properties in the Phase” for glossary of the terms and abbreviations shown in the floor plan above.
- 2) Residential floors 4/F, 13/F and 14/F are omitted.



每個住宅物業的樓板(不包括灰泥)的厚度：梯屋：40毫米[^]；其他部分：不適用

The thickness of the floor slabs (excluding plaster) of each residential property: Stairhood: 40mm[^]; other parts: Not applicable

每個住宅物業的層與層之間的高度：梯屋：3.022 - 3.065米[^]；其他部分：不適用

The floor-to-floor height of each residential property: Stairhood: 3.022 - 3.065m[^]; other parts: Not applicable

因住宅物業的較高樓層的結構牆的厚度遞減，較高樓層的內部面積，一般比較低樓層的內部面積稍大。(註：此根據《一手住宅物業銷售條例》附表1第1部第10(2)(e)條所規定的陳述並不適用於期數。)

The internal areas of the residential properties on the upper floors will generally be slightly larger than those on the lower floors because of the reducing thickness of the structural walls on the upper floors. (Note: This statement required in Section 10(2)(e) in Part 1 of Schedule 1 of the Residential Properties (First-hand Sales) Ordinance (Cap.621) is not applicable to the Phase).

[^]相關梯屋之天花為玻璃天台。列出之樓板的厚度為該玻璃天台厚度。該玻璃天台為略為傾斜之天台。因此，層與層之間的高度以高度範圍形式表達。

[^]The ceiling of the stairhood concerned is a glass roof. The thickness of the floor slabs set out is the thickness of the glass roof. That glass roof is a slightly inclined roof. Accordingly, the floor-to-floor height is presented in a range.

備註：

- 1) 以上樓面平面圖中顯示之名詞及簡稱之詞彙表請參閱「期數的住宅物業的樓面平面圖」一節首頁。
- 2) 住宅樓層不設4樓、13樓及14樓。
- 3) (1)私人泳池及(2)供放置游泳池水過濾設備之範圍(兩者俱屬天台一部分)的面積，包括在「期數中的住宅物業的面積」一節中所列的本單位的天台面積。

Remarks:

- 1) Please refer to the first page of the section "Floor Plans of Residential Properties in the Phase" for glossary of the terms and abbreviations shown in the floor plan above.
- 2) Residential floors 4/F, 13/F and 14/F are omitted.
- 3) the areas of (1) the private swimming pool and (2) the area for placing filtration plant, both being part of the roof, are included in the area of roof of this unit as set out in the section "Area of residential properties in the Phase".

* 3號此部份因在期數落成後進行小型工程或獲《建築物條例》豁免的工程而有所改動，現狀請參閱有關平面圖。該等改動如下：

This part of No.3 has been altered by way of minor works or exempted building works under the Buildings Ordinance after completion of the Phase, the latest condition of which is shown on the relevant floor plan. The alterations are as follows:

1. 天台安裝洗滌盆櫃。
Sink cabinet added in Roof.
2. 天台安裝鋁質護柵。
Aluminium grille added in Roof.

每個住宅物業的樓板（不包括灰泥）的厚度：梯屋：40毫米[^]；其他部分：不適用

The thickness of the floor slabs (excluding plaster) of each residential property: Stairhood: 40mm[^]; other parts: Not applicable

每個住宅物業的層與層之間的高度：梯屋：3.022 - 3.065米[^]；其他部分：不適用

The floor-to-floor height of each residential property: Stairhood: 3.022 - 3.065m[^]; other parts: Not applicable

因住宅物業的較高樓層的結構牆的厚度遞減，較高樓層的內部面積，一般比較低樓層的內部面積稍大。（註：此根據《一手住宅物業銷售條例》附表1第1部第10(2)(e)條所規定的陳述並不適用於期數。）

The internal areas of the residential properties on the upper floors will generally be slightly larger than those on the lower floors because of the reducing thickness of the structural walls on the upper floors. (Note: This statement required in Section 10(2)(e) in Part 1 of Schedule 1 of the Residential Properties (First-hand Sales) Ordinance (Cap.621) is not applicable to the Phase).

[^]相關梯屋之天花為玻璃天台。列出之樓板的厚度為該玻璃天台厚度。該玻璃天台為略為傾斜之天台。因此，層與層之間的高度以高度範圍形式表達。

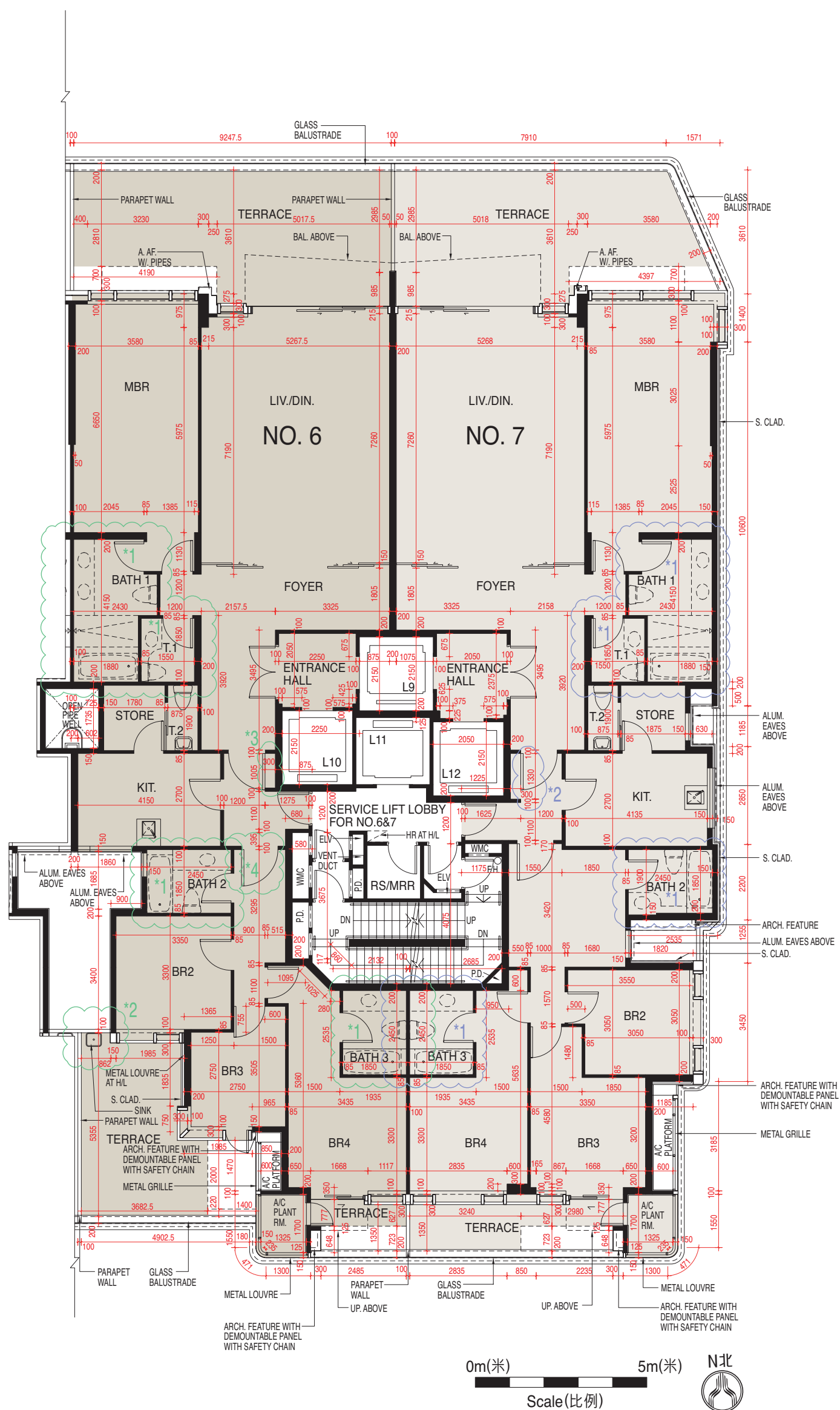
[^]The ceiling of the stairhood concerned is a glass roof. The thickness of the floor slabs set out is the thickness of the glass roof. That glass roof is a slightly inclined roof. Accordingly, the floor-to-floor height is presented in a range.

備註：

- 1) 以上樓面平面圖中顯示之名詞及簡稱之詞彙表請參閱「期數的住宅物業的樓面平面圖」一節首頁。
- 2) 住宅樓層不設4樓、13樓及14樓。
- 3) (1)私人泳池及(2)供放置游泳池水過濾設備之範圍（兩者俱屬天台一部分）的面積，包括在「期數中的住宅物業的面積」一節中所列的本單位的天台面積。

Remarks:

- 1) Please refer to the first page of the section "Floor Plans of Residential Properties in the Phase" for glossary of the terms and abbreviations shown in the floor plan above.
- 2) Residential floors 4/F, 13/F and 14/F are omitted.
- 3) the areas of (1) the private swimming pool and (2) the area for placing filtration plant, both being part of the roof, are included in the area of roof of this unit as set out in the section "Area of residential properties in the Phase".



每個住宅物業的樓板（不包括灰泥）的厚度：150毫米、175毫米及200毫米

The thickness of the floor slabs (excluding plaster) of each residential property: 150mm, 175mm and 200mm

每個住宅物業的層與層之間的高度：3.15米及3.15米*

* 包括本層地台跌級樓板上之輕質混凝土填充層厚度。

The floor-to-floor height of each residential property: 3.15m and 3.15m*

* Inclusive of the thickness of light-weight concrete fill on sunken slab on the floor of this floor.

因住宅物業的較高樓層的結構牆的厚度遞減，較高樓層的內部面積，一般比較低樓層的內部面積稍大。（註：此根據《一手住宅物業銷售條例》附表1第1部第10(2)(e)條所規定的陳述並不適用於期數。）

The internal areas of the residential properties on the upper floors will generally be slightly larger than those on the lower floors because of the reducing thickness of the structural walls on the upper floors. (Note: This statement required in Section 10(2)(e) in Part 1 of Schedule 1 of the Residential Properties (First-hand Sales) Ordinance (Cap.621) is not applicable to the Phase).

備註：

1) 以上樓面平面圖中顯示之名詞及簡稱之詞彙表請參閱「期數的住宅物業的樓面平面圖」一節首頁。

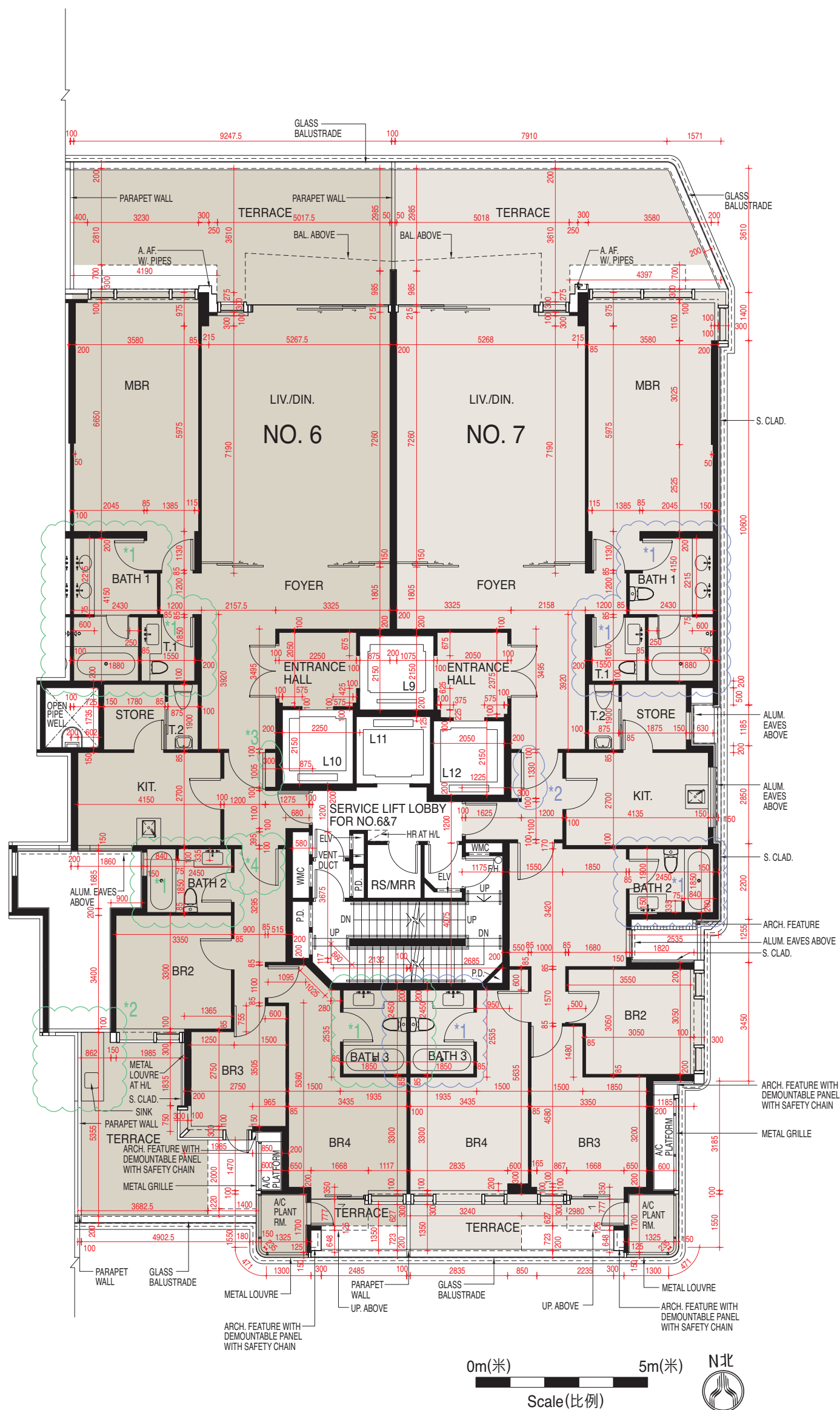
2) 住宅樓層不設4樓、13樓及14樓。

Remarks:

1) Please refer to the first page of the section “Floor Plans of Residential Properties in the Phase” for glossary of the terms and abbreviations shown in the floor plan above.

2) Residential floors 4/F, 13/F and 14/F are omitted.

6號及7號現狀間隔平面圖
Floor plan of No.6 & No.7
showing latest layout



- * 6號此部份因在期數落成後進行小型工程或獲《建築物條例》豁免的工程而有所改動，現狀請參閱有關平面圖。該等改動如下：

This part of No.6 has been altered by way of minor works or exempted building works under the Buildings Ordinance after completion of the Phase, the latest condition of which is shown on the relevant floor plan. The alterations are as follows:

1. 浴室1、浴室2、浴室3和洗手間1提供裝置。
Fittings of Bathroom 1, Bathroom 2, Bathroom 3 and Toilet 1 provided.
2. 前庭安置洗滌盆櫃。
Sink cabinet added in Terrace.
3. 安裝櫃門。
Cabinet door added.
4. 開門方向更改。
Door swing direction altered.

- * 7號此部份因在期數落成後進行小型工程或獲《建築物條例》豁免的工程而有所改動，現狀請參閱有關平面圖。該等改動如下：

This part of No.7 has been altered by way of minor works or exempted building works under the Buildings Ordinance after completion of the Phase, the latest condition of which is shown on the relevant floor plan. The alterations are as follows:

1. 浴室1、浴室2、浴室3和洗手間1提供裝置。
Fittings of Bathroom 1, Bathroom 2, Bathroom 3 and Toilet 1 provided.
2. 安裝櫃門。
Cabinet door added.

每個住宅物業的樓板（不包括灰泥）的厚度：150毫米、175毫米及200毫米

The thickness of the floor slabs (excluding plaster) of each residential property: 150mm, 175mm and 200mm

每個住宅物業的層與層之間的高度：3.15米及3.15米*

* 包括本層地台跌級樓板上之輕質混凝土填充層厚度。

The floor-to-floor height of each residential property: 3.15m and 3.15m*

* Inclusive of the thickness of light-weight concrete fill on sunken slab on the floor of this floor.

因住宅物業的較高樓層的結構牆的厚度遞減，較高樓層的內部面積，一般比較低樓層的內部面積稍大。（註：此根據《一手住宅物業銷售條例》附表1第1部第10(2)(e)條所規定的陳述並不適用於期數。）

The internal areas of the residential properties on the upper floors will generally be slightly larger than those on the lower floors because of the reducing thickness of the structural walls on the upper floors. (Note: This statement required in Section 10(2)(e) in Part 1 of Schedule 1 of the Residential Properties (First-hand Sales) Ordinance (Cap.621) is not applicable to the Phase).

備註：

- 1) 以上樓面平面圖中顯示之名詞及簡稱之詞彙表請參閱「期數的住宅物業的樓面平面圖」一節首頁。
- 2) 住宅樓層不設4樓、13樓及14樓。

Remarks:

- 1) Please refer to the first page of the section “Floor Plans of Residential Properties in the Phase” for glossary of the terms and abbreviations shown in the floor plan above.
- 2) Residential floors 4/F, 13/F and 14/F are omitted.



每個住宅物業的樓板（不包括灰泥）的厚度：150毫米、175毫米及200毫米

The thickness of the floor slabs (excluding plaster) of each residential property: 150mm, 175mm and 200mm

每個住宅物業的層與層之間的高度：3.15米及3.15米*

* 包括本層地台跌級樓板上之輕質混凝土填充層厚度。

The floor-to-floor height of each residential property: 3.15m and 3.15m*

* Inclusive of the thickness of light-weight concrete fill on sunken slab on the floor of this floor.

因住宅物業的較高樓層的結構牆的厚度遞減，較高樓層的內部面積，一般比較低樓層的內部面積稍大。（註：此根據《一手住宅物業銷售條例》附表1第1部第10(2)(e)條所規定的陳述並不適用於期數。）

The internal areas of the residential properties on the upper floors will generally be slightly larger than those on the lower floors because of the reducing thickness of the structural walls on the upper floors. (Note: This statement required in Section 10(2)(e) in Part 1 of Schedule 1 of the Residential Properties (First-hand Sales) Ordinance (Cap.621) is not applicable to the Phase).

備註：

1) 以上樓面平面圖中顯示之名詞及簡稱之詞彙表請參閱「期數的住宅物業的樓面平面圖」一節首頁。

2) 住宅樓層不設4樓、13樓及14樓。

Remarks:

1) Please refer to the first page of the section “Floor Plans of Residential Properties in the Phase” for glossary of the terms and abbreviations shown in the floor plan above.

2) Residential floors 4/F, 13/F and 14/F are omitted.

[illegible]

- * 6號此部份因在期數落成後進行小型工程或獲《建築物條例》豁免的工程而有所改動，現狀請參閱有關平面圖。該等改動如下：

This part of No.6 has been altered by way of minor works or exempted building works under the Buildings Ordinance after completion of the Phase, the latest condition of which is shown on the relevant floor plan. The alterations are as follows:

1. 浴室1、浴室2、浴室3和洗手間1提供裝置。
Fittings of Bathroom 1, Bathroom 2, Bathroom 3 and Toilet 1 provided.
2. 安裝櫃門。
Cabinet door added.
3. 開門方向更改。
Door swing direction altered.

- * 7號此部份因在期數落成後進行小型工程或獲《建築物條例》豁免的工程而有所改動，現狀請參閱有關平面圖。該等改動如下：

This part of No.7 has been altered by way of minor works or exempted building works under the Buildings Ordinance after completion of the Phase, the latest condition of which is shown on the relevant floor plan. The alterations are as follows:

1. 浴室1、浴室2、浴室3和洗手間1提供裝置。
Fittings of Bathroom 1, Bathroom 2, Bathroom 3 and Toilet 1 provided.
2. 安裝櫃門。
Cabinet door added.

每個住宅物業的樓板（不包括灰泥）的厚度：150毫米、175毫米及200毫米

The thickness of the floor slabs (excluding plaster) of each residential property: 150mm, 175mm and 200mm

每個住宅物業的層與層之間的高度：3.15米及3.15米*

* 包括本層地台跌級樓板上之輕質混凝土填充層厚度。

The floor-to-floor height of each residential property: 3.15m and 3.15m*

* Inclusive of the thickness of light-weight concrete fill on sunken slab on the floor of this floor.

因住宅物業的較高樓層的結構牆的厚度遞減，較高樓層的內部面積，一般比較低樓層的內部面積稍大。（註：此根據《一手住宅物業銷售條例》附表1第1部第10(2)(e)條所規定的陳述並不適用於期數。）

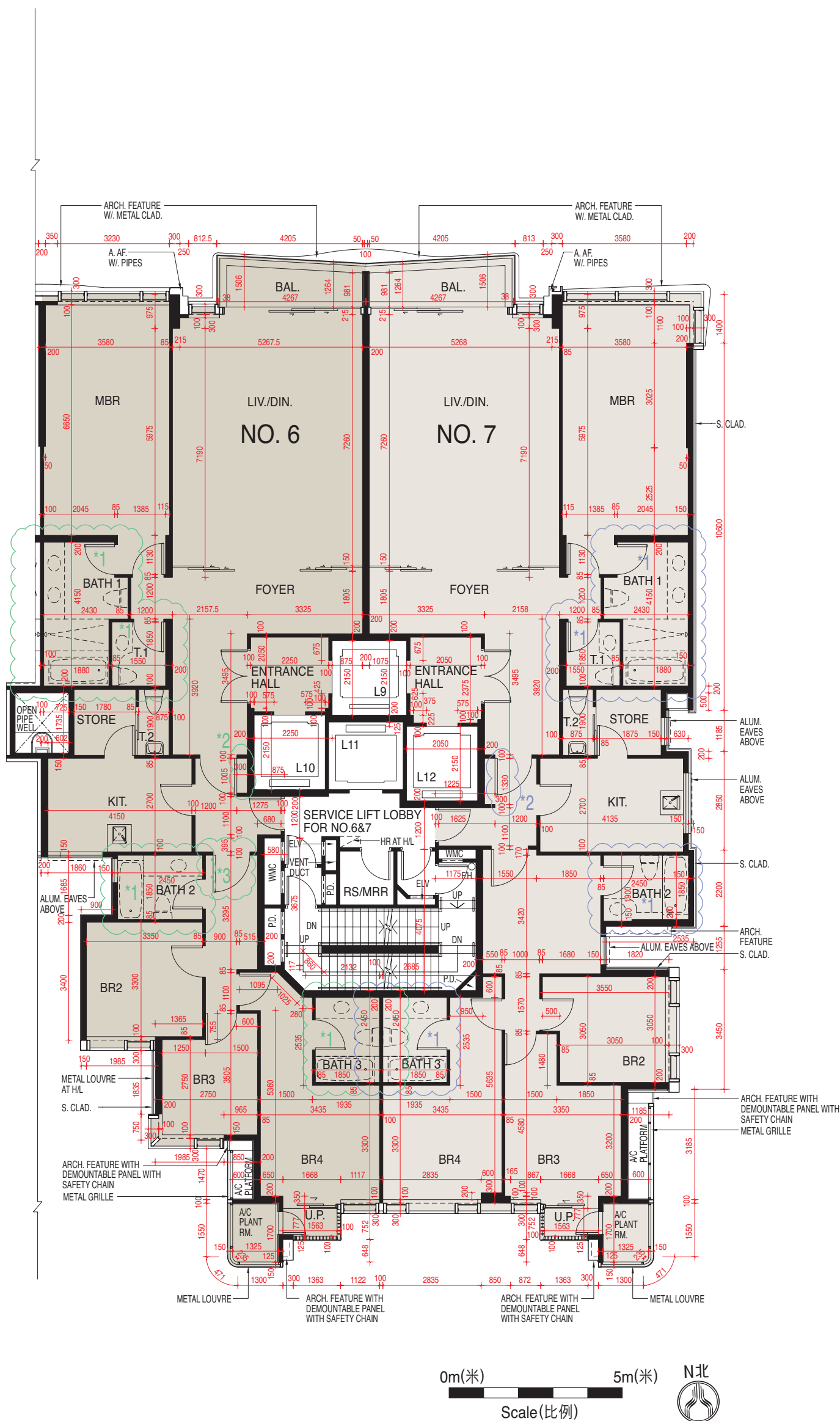
The internal areas of the residential properties on the upper floors will generally be slightly larger than those on the lower floors because of the reducing thickness of the structural walls on the upper floors. (Note: This statement required in Section 10(2)(e) in Part 1 of Schedule 1 of the Residential Properties (First-hand Sales) Ordinance (Cap.621) is not applicable to the Phase).

備註：

- 1) 以上樓面平面圖中顯示之名詞及簡稱之詞彙表請參閱「期數的住宅物業的樓面平面圖」一節首頁。
- 2) 住宅樓層不設4樓、13樓及14樓。

Remarks:

- 1) Please refer to the first page of the section “Floor Plans of Residential Properties in the Phase” for glossary of the terms and abbreviations shown in the floor plan above.
- 2) Residential floors 4/F, 13/F and 14/F are omitted.



每個住宅物業的樓板（不包括灰泥）的厚度：6號及7號3樓至19樓：150毫米、175毫米及200毫米；6號及7號21樓：150毫米、175毫米、200毫米及225毫米；6號及7號22樓：150毫米、175毫米、200毫米、225毫米、250毫米及275毫米

The thickness of the floor slabs (excluding plaster) of each residential property: No.6 and No.7 from 3/F to 19/F: 150mm, 175mm and 200mm; No.6 and No.7 on 21/F: 150mm, 175mm, 200mm and 225mm ; No.6 and No.7 on 22/F: 150mm, 175mm, 200mm, 225mm, 250mm and 275mm

每個住宅物業的層與層之間的高度：3.15米及3.15米*

* 包括本層地台跌級樓板上之輕質混凝土填充層厚度。

The floor-to-floor height of each residential property: 3.15m and 3.15m*

* Inclusive of the thickness of light-weight concrete fill on sunken slab on the floor of this floor.

因住宅物業的較高樓層的結構牆的厚度遞減，較高樓層的內部面積，一般比較低樓層的內部面積稍大。（註：此根據《一手住宅物業銷售條例》附表1第1部第10(2)(e)條所規定的陳述並不適用於期數。）

The internal areas of the residential properties on the upper floors will generally be slightly larger than those on the lower floors because of the reducing thickness of the structural walls on the upper floors. (Note: This statement required in Section 10(2)(e) in Part 1 of Schedule 1 of the Residential Properties (First-hand Sales) Ordinance (Cap.621) is not applicable to the Phase).

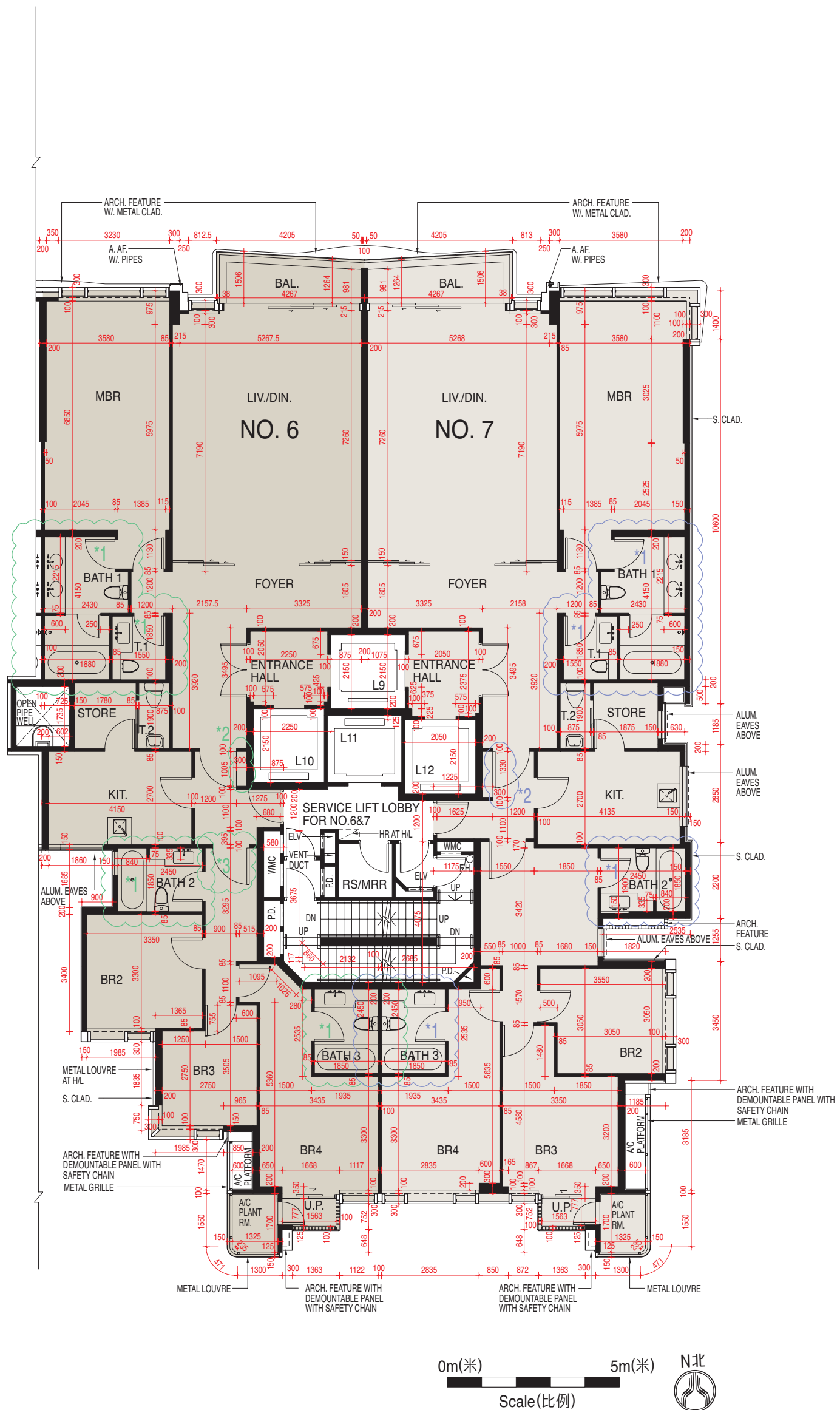
備註：

- 1) 以上樓面平面圖中顯示之名詞及簡稱之詞彙表請參閱「期數的住宅物業的樓面平面圖」一節首頁。
- 2) 住宅樓層不設4樓、13樓及14樓。

Remarks:

- 1) Please refer to the first page of the section “Floor Plans of Residential Properties in the Phase” for glossary of the terms and abbreviations shown in the floor plan above.
- 2) Residential floors 4/F, 13/F and 14/F are omitted.

6號及7號現狀間隔平面圖
Floor plan of No.6 & No.7
showing latest layout



- * 6號此部份因在期數落成後進行小型工程或獲《建築物條例》豁免的工程而有所改動，現狀請參閱有關平面圖。該等改動如下：

This part of No.6 has been altered by way of minor works or exempted building works under the Buildings Ordinance after completion of the Phase, the latest condition of which is shown on the relevant floor plan. The alterations are as follows:

1. 浴室1、浴室2、浴室3和洗手間1提供裝置。
Fittings of Bathroom 1, Bathroom 2, Bathroom 3 and Toilet 1 provided.
2. 安裝櫃門。
Cabinet door added.
3. 開門方向更改。
Door swing direction altered.

- * 7號此部份因在期數落成後進行小型工程或獲《建築物條例》豁免的工程而有所改動，現狀請參閱有關平面圖。該等改動如下：

This part of No.7 has been altered by way of minor works or exempted building works under the Buildings Ordinance after completion of the Phase, the latest condition of which is shown on the relevant floor plan. The alterations are as follows:

1. 浴室1、浴室2、浴室3和洗手間1提供裝置。
Fittings of Bathroom 1, Bathroom 2, Bathroom 3 and Toilet 1 provided.
2. 安裝櫃門。
Cabinet door added.

每個住宅物業的樓板（不包括灰泥）的厚度：6號及7號3樓至19樓：150毫米、175毫米及200毫米；6號及7號21樓：150毫米、175毫米、200毫米及225毫米；6號及7號22樓：150毫米、175毫米、200毫米、225毫米、250毫米及275毫米

The thickness of the floor slabs (excluding plaster) of each residential property: No.6 and No.7 from 3/F to 19/F: 150mm, 175mm and 200mm; No.6 and No.7 on 21/F: 150mm, 175mm, 200mm and 225mm; No.6 and No.7 on 22/F: 150mm, 175mm, 200mm, 225mm, 250mm and 275mm

每個住宅物業的層與層之間的高度：3.15米及3.15米*

* 包括本層地台跌級樓板上之輕質混凝土填充層厚度。

The floor-to-floor height of each residential property: 3.15m and 3.15m*

* Inclusive of the thickness of light-weight concrete fill on sunken slab on the floor of this floor.

因住宅物業的較高樓層的結構牆的厚度遞減，較高樓層的內部面積，一般比較低樓層的內部面積稍大。（註：此根據《一手住宅物業銷售條例》附表1第1部第10(2)(e)條所規定的陳述並不適用於期數。）

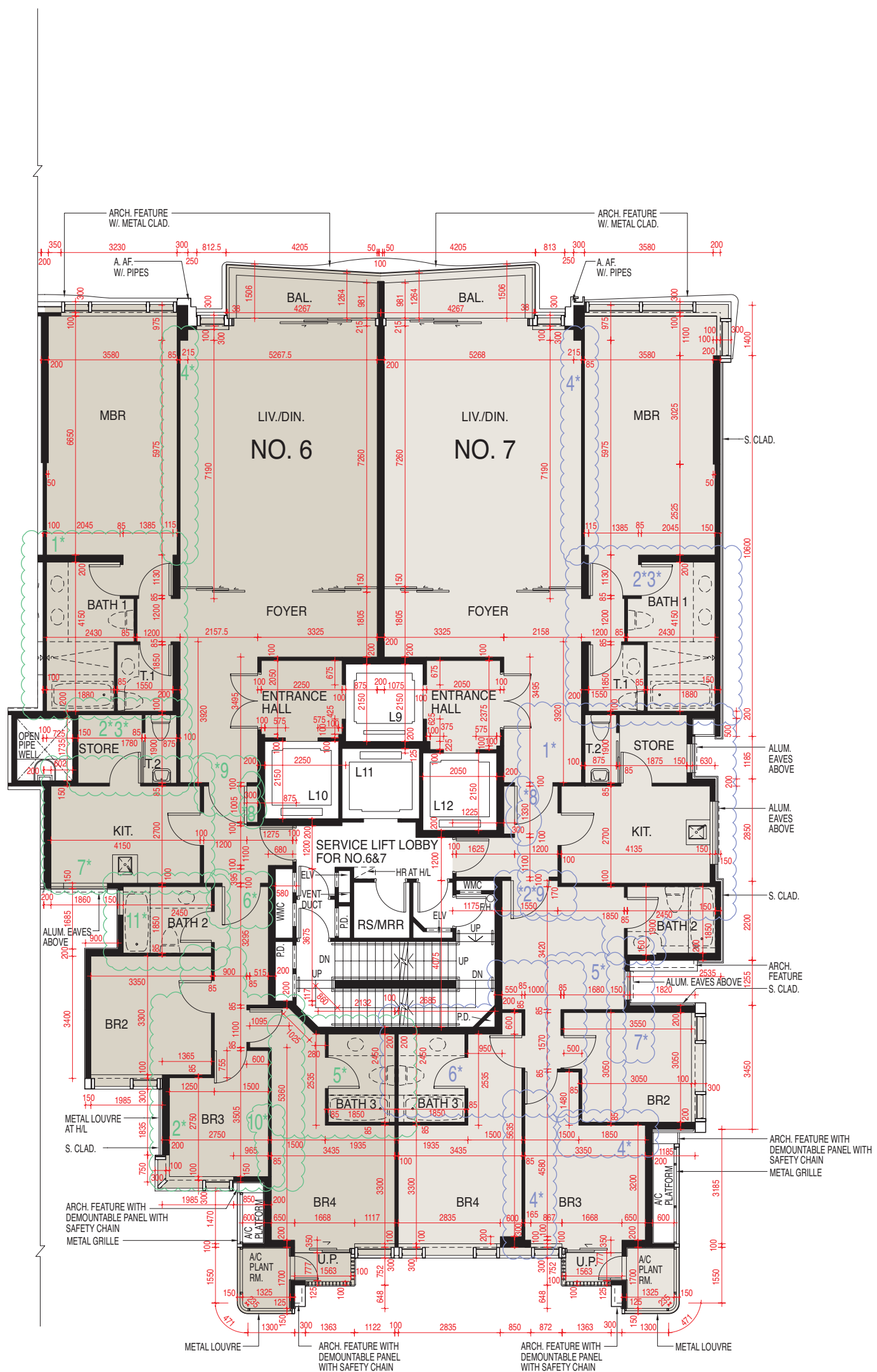
The internal areas of the residential properties on the upper floors will generally be slightly larger than those on the lower floors because of the reducing thickness of the structural walls on the upper floors. (Note: This statement required in Section 10(2)(e) in Part 1 of Schedule 1 of the Residential Properties (First-hand Sales) Ordinance (Cap.621) is not applicable to the Phase).

備註：

- 1) 以上樓面平面圖中顯示之名詞及簡稱之詞彙表請參閱「期數的住宅物業的樓面平面圖」一節首頁。
- 2) 住宅樓層不設4樓、13樓及14樓。

Remarks:

- 1) Please refer to the first page of the section “Floor Plans of Residential Properties in the Phase” for glossary of the terms and abbreviations shown in the floor plan above.
- 2) Residential floors 4/F, 13/F and 14/F are omitted.



每個住宅物業的樓板（不包括灰泥）的厚度：150毫米、175毫米及200毫米

The thickness of the floor slabs (excluding plaster) of each residential property: 150mm, 175mm and 200mm

每個住宅物業的層與層之間的高度：3.15米及3.15米*

* 包括本層地台跌級樓板上之輕質混凝土填充層厚度。

The floor-to-floor height of each residential property: 3.15m and 3.15m*

* Inclusive of the thickness of light-weight concrete fill on sunken slab on the floor of this floor.

因住宅物業的較高樓層的結構牆的厚度遞減，較高樓層的內部面積，一般比較低樓層的內部面積稍大。（註：此根據《一手住宅物業銷售條例》附表1第1部第10(2)(e)條所規定的陳述並不適用於期數。）

The internal areas of the residential properties on the upper floors will generally be slightly larger than those on the lower floors because of the reducing thickness of the structural walls on the upper floors. (Note: This statement required in Section 10(2)(e) in Part 1 of Schedule 1 of the Residential Properties (First-hand Sales) Ordinance (Cap.621) is not applicable to the Phase).

備註：

1) 以上樓面平面圖中顯示之名詞及簡稱之詞彙表請參閱「期數的住宅物業的樓面平面圖」一節首頁。

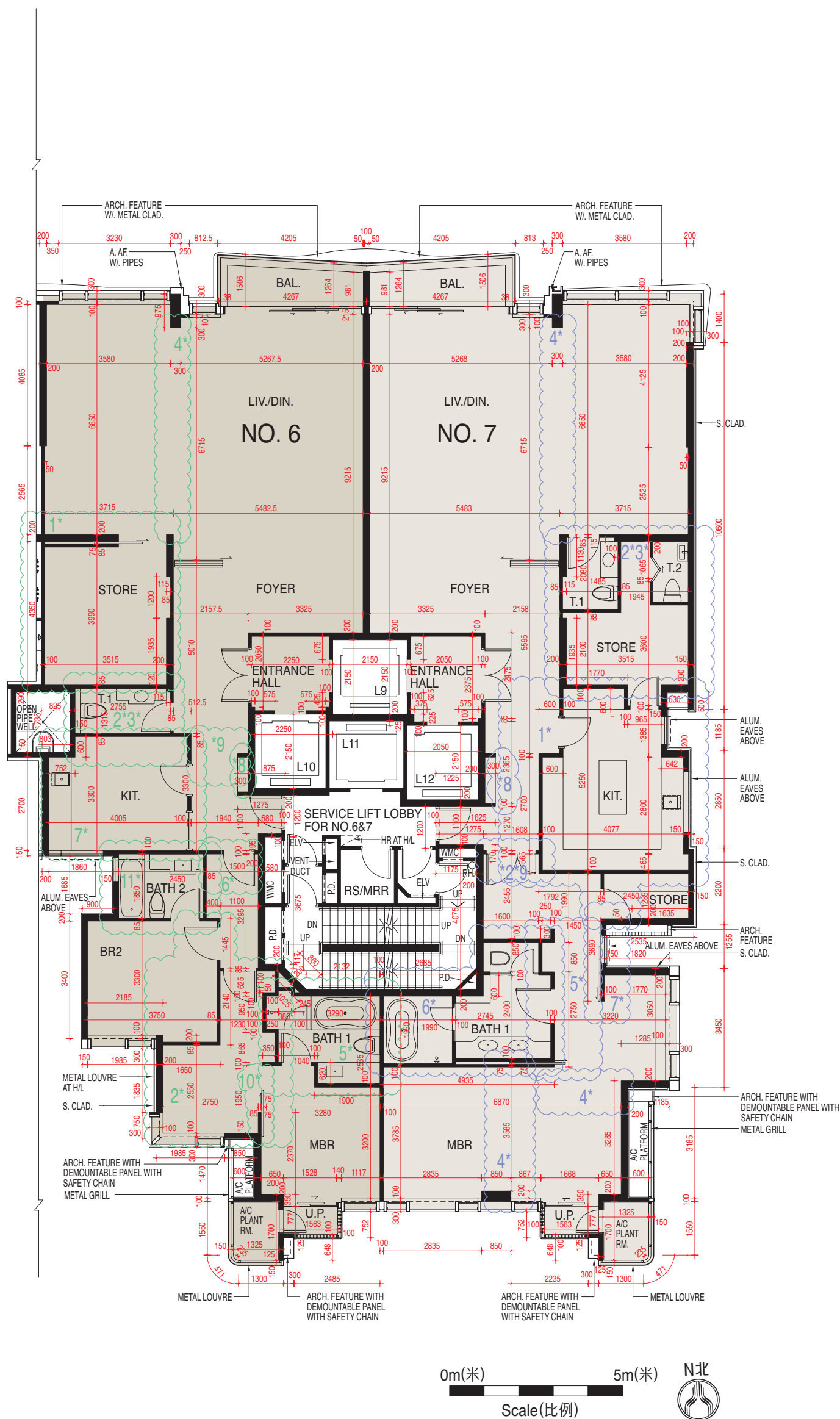
2) 住宅樓層不設4樓、13樓及14樓。

Remarks:

1) Please refer to the first page of the section “Floor Plans of Residential Properties in the Phase” for glossary of the terms and abbreviations shown in the floor plan above.

2) Residential floors 4/F, 13/F and 14/F are omitted.

6號及7號現狀間隔平面圖
Floor plan of No.6 & No.7
showing latest layout



* 6號此部份因在期數落成後進行小型工程或獲《建築物條例》豁免的工程而有所改動，現狀請參閱有關平面圖。該等改動如下：

This part of No.6 has been altered by way of minor works or exempted building works under the Buildings Ordinance after completion of the Phase, the latest condition of which is shown on the relevant floor plan. The alterations are as follows:

1. 改動間隔位置及改為趟門。
Location of partition altered and change to sliding door.
2. 拆除原有間隔，新增磚牆間隔。另改動門戶位置。
Demolish the existing partition. New partition of brick wall is added. Location of door altered.
3. 改動原有座廁及洗滌盆位置。洗手間1提供裝置。
Location of water closet and basin altered. Fittings of Toilet 1 provided.
4. 拆除原有內部間隔。
Demolish existing partition.
5. 改動間隔位置。新增玻璃間隔。改動原有洗滌盆及浴缸位置。另改動門戶位置及開門方向。浴室1提供裝置。
Location of partition altered. New partition of glass is added. Location of basin and bathtub altered. Location and swing direction of door altered. Fittings of Bathroom 1 provided.
6. 改動門戶位置及開門方向。
Location and swing direction of door altered.
7. 拆除原有內部間隔，並以玻璃及磚牆替代。另改動門位置及原有洗滌盆位置。
Demolish and change existing partition to glass and brick wall. Location of door and basin altered.
8. 安裝櫃門。
Cabinet door added.
9. 拆除原有門戶。
Demolish the existing door.
10. 新增趟門。
New sliding door is added.
11. 浴室2提供裝置。
Fittings of Bathroom 2 provided.

每個住宅物業的樓板（不包括灰泥）的厚度：150毫米、175毫米及200毫米

The thickness of the floor slabs (excluding plaster) of each residential property: 150mm, 175mm and 200mm

每個住宅物業的層與層之間的高度：3.15米及3.15米*

* 包括本層地台跌級樓板上之輕質混凝土填充層厚度。

The floor-to-floor height of each residential property: 3.15m and 3.15m*

* Inclusive of the thickness of light-weight concrete fill on sunken slab on the floor of this floor.

因住宅物業的較高樓層的結構牆的厚度遞減，較高樓層的內部面積，一般比較低樓層的內部面積稍大。（註：此根據《一手住宅物業銷售條例》附表1第1部第10(2)(e)條所規定的陳述並不適用於期數。）

The internal areas of the residential properties on the upper floors will generally be slightly larger than those on the lower floors because of the reducing thickness of the structural walls on the upper floors. (Note: This statement required in Section 10(2)(e) in Part 1 of Schedule 1 of the Residential Properties (First-hand Sales) Ordinance (Cap.621) is not applicable to the Phase).

* 7號此部份因在期數落成後進行小型工程或獲《建築物條例》豁免的工程而有所改動，現狀請參閱有關平面圖。該等改動如下：

This part of No.7 has been altered by way of minor works or exempted building works under the Buildings Ordinance after completion of the Phase, the latest condition of which is shown on the relevant floor plan. The alterations are as follows:

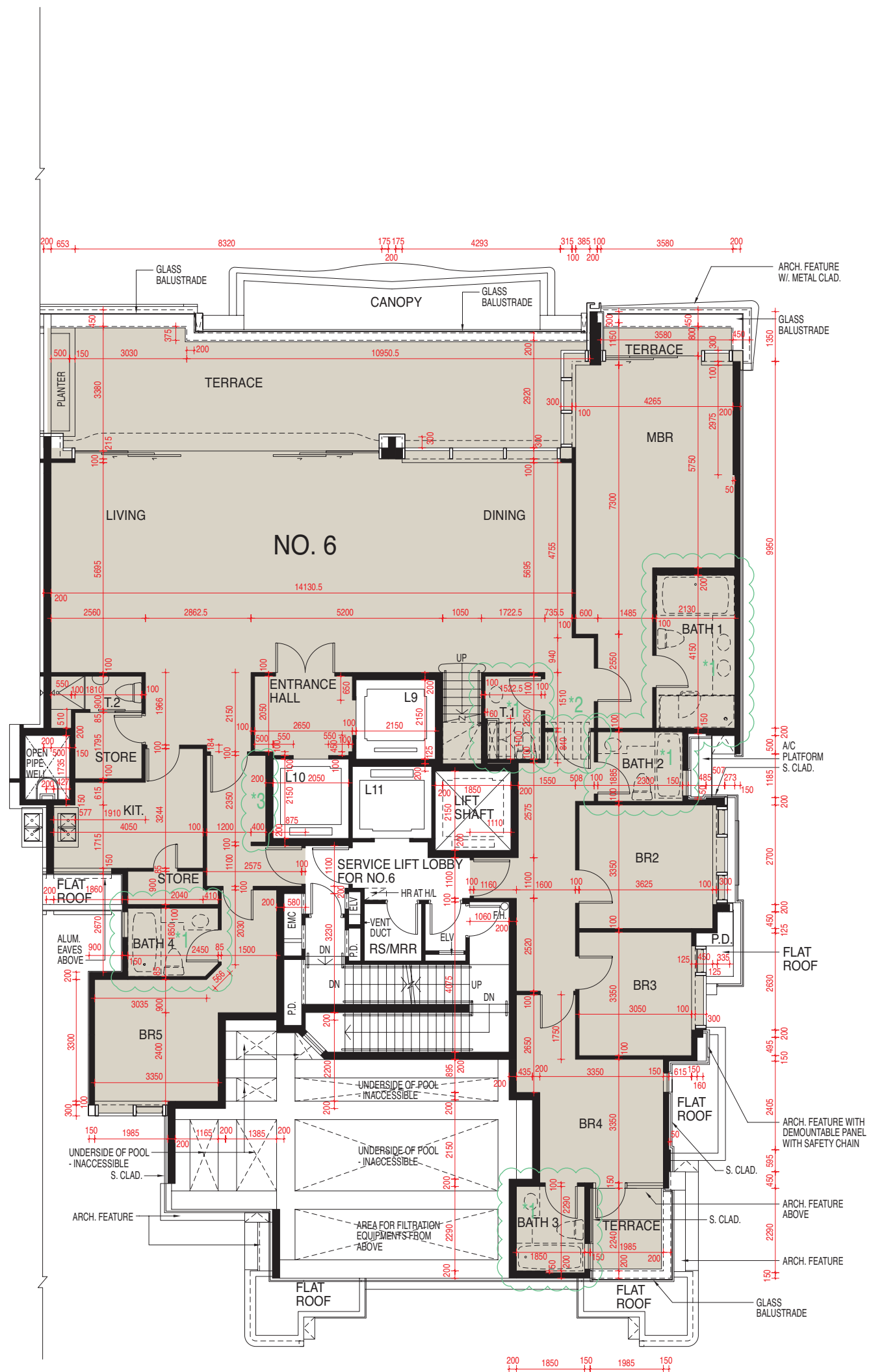
1. 改動間隔位置，新增磚牆間隔。另改動門位置。
Location of partition altered. New partition of brick wall is added. Location of door altered.
2. 拆除原有間隔，新增磚牆間隔。另改門戶位置。
Demolish the existing partition. New partition of brick wall is added. Location of door altered.
3. 改動原有座廁及洗滌盆位置。洗手間1和洗手間2提供裝置。
Location of water closet and basin altered. Fittings of Toilet 1 and Toilet 2 provided.
4. 拆除原有內部間隔。
Demolish existing partition.
5. 改動間隔位置。另改動門戶位置及開門方向。
Location of partition altered. Location and swing direction of door altered.
6. 改動間隔位置。新增玻璃及磚牆間隔。改動原有座廁、浴缸及洗滌盆位置。另改動門戶位置及開門方向。浴室1提供裝置。
Location of partition altered. New partition of glass and brick wall is added. Location of water closet, bathtub and basin altered. Location and swing direction of door altered. Fittings of Bathroom 1 provided.
7. 新增磚牆間隔及趟門。
New partition of brick wall and sliding door is added.
8. 安裝櫃門。
Cabinet door added.
9. 門戶尺寸更改。
Size of door altered.

備註：

- 1) 以上樓面平面圖中顯示之名詞及簡稱之詞彙表請參閱「期數的住宅物業的樓面平面圖」一節首頁。
- 2) 住宅樓層不設4樓、13樓及14樓。

Remarks:

- 1) Please refer to the first page of the section “Floor Plans of Residential Properties in the Phase” for glossary of the terms and abbreviations shown in the floor plan above.
- 2) Residential floors 4/F, 13/F and 14/F are omitted.



每個住宅物業的樓板（不包括灰泥）的厚度：200毫米及250毫米
The thickness of the floor slabs (excluding plaster) of each residential property: 200mm and 250mm

每個住宅物業的層與層之間的高度：3.50米及3.50米*

* 包括本層地台跌級樓板上之輕質混凝土填充層厚度。

The floor-to-floor height of each residential property: 3.50m and 3.50m*

* Inclusive of the thickness of light-weight concrete fill on sunken slab on the floor of this floor.

因住宅物業的較高樓層的結構牆的厚度遞減，較高樓層的內部面積，一般比較低樓層的內部面積稍大。（註：此根據《一手住宅物業銷售條例》附表1第1部第10(2)(e)條所規定的陳述並不適用於期數。）

The internal areas of the residential properties on the upper floors will generally be slightly larger than those on the lower floors because of the reducing thickness of the structural walls on the upper floors. (Note: This statement required in Section 10(2)(e) in Part 1 of Schedule 1 of the Residential Properties (First-hand Sales) Ordinance (Cap.621) is not applicable to the Phase).

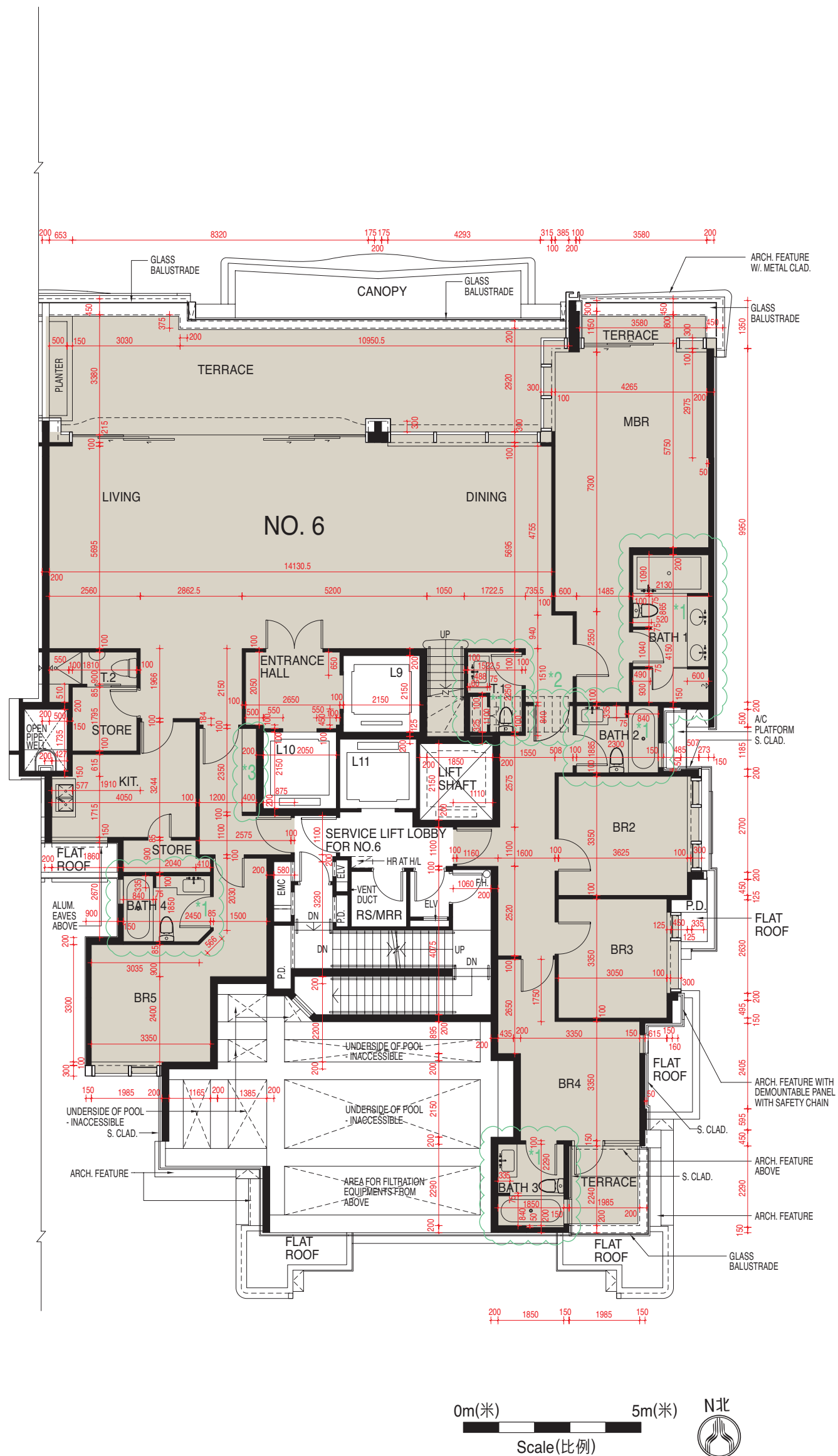
備註：

- 1) 以上樓面平面圖中顯示之名詞及簡稱之詞彙表請參閱「期數的住宅物業的樓面平面圖」一節首頁。
- 2) 住宅樓層不設4樓、13樓及14樓。

Remarks:

- 1) Please refer to the first page of the section “Floor Plans of Residential Properties in the Phase” for glossary of the terms and abbreviations shown in the floor plan above.
- 2) Residential floors 4/F, 13/F and 14/F are omitted.

6號現狀間隔平面圖
Floor plan of No.6
showing latest layout



- * 6號此部份因在期數落成後進行小型工程或獲《建築物條例》豁免的工程而有所改動，現狀請參閱有關平面圖。該等改動如下：

This part of No.6 has been altered by way of minor works or exempted building works under the Buildings Ordinance after completion of the Phase, the latest condition of which is shown on the relevant floor plan. The alterations are as follows:

1. 浴室1、浴室2、浴室3、浴室4和洗手間1提供裝置。
Fittings of Bathroom 1, Bathroom 2, Bathroom 3, Bathroom 4 and Toilet 1 provided.
2. 開門方向更改。
Door swing direction altered.
3. 安裝櫃門。
Cabinet door added.

每個住宅物業的樓板（不包括灰泥）的厚度：200毫米及250毫米
The thickness of the floor slabs (excluding plaster) of each residential property: 200mm and 250mm

每個住宅物業的層與層之間的高度：3.50米及3.50米*

* 包括本層地台跌級樓板上之輕質混凝土填充層厚度。

The floor-to-floor height of each residential property: 3.50m and 3.50m*

* Inclusive of the thickness of light-weight concrete fill on sunken slab on the floor of this floor.

因住宅物業的較高樓層的結構牆的厚度遞減，較高樓層的內部面積，一般比較低樓層的內部面積稍大。（註：此根據《一手住宅物業銷售條例》附表1第1部第10(2)(e)條所規定的陳述並不適用於期數。）

The internal areas of the residential properties on the upper floors will generally be slightly larger than those on the lower floors because of the reducing thickness of the structural walls on the upper floors. (Note: This statement required in Section 10(2)(e) in Part 1 of Schedule 1 of the Residential Properties (First-hand Sales) Ordinance (Cap.621) is not applicable to the Phase).

備註：

- 1) 以上樓面平面圖中顯示之名詞及簡稱之詞彙表請參閱「期數的住宅物業的樓面平面圖」一節首頁。
- 2) 住宅樓層不設4樓、13樓及14樓。

Remarks:

- 1) Please refer to the first page of the section “Floor Plans of Residential Properties in the Phase” for glossary of the terms and abbreviations shown in the floor plan above.
- 2) Residential floors 4/F, 13/F and 14/F are omitted.



每個住宅物業的樓板（不包括灰泥）的厚度：梯屋：40毫米[^]；其他部分：不適用

The thickness of the floor slabs (excluding plaster) of each residential property: Stairhood: 40mm[^]; other parts: Not applicable

每個住宅物業的層與層之間的高度：梯屋：3.022 - 3.065米[^]；其他部分：不適用

The floor-to-floor height of each residential property: Stairhood: 3.022 - 3.065m[^]; other parts: Not applicable

因住宅物業的較高樓層的結構牆的厚度遞減，較高樓層的內部面積，一般比較低樓層的內部面積稍大。（註：此根據《一手住宅物業銷售條例》附表1第1部第10(2)(e)條所規定的陳述並不適用於期數。）

The internal areas of the residential properties on the upper floors will generally be slightly larger than those on the lower floors because of the reducing thickness of the structural walls on the upper floors. (Note: This statement required in Section 10(2)(e) in Part 1 of Schedule 1 of the Residential Properties (First-hand Sales) Ordinance (Cap.621) is not applicable to the Phase).

[^]相關梯屋之天花為玻璃天台。列出之樓板的厚度為該玻璃天台厚度。該玻璃天台為略為傾斜之天台。因此，層與層之間的高度以高度範圍形式表達。

[^]The ceiling of the stairhood concerned is a glass roof. The thickness of the floor slabs set out is the thickness of the glass roof. That glass roof is a slightly inclined roof. Accordingly, the floor-to-floor height is presented in a range.

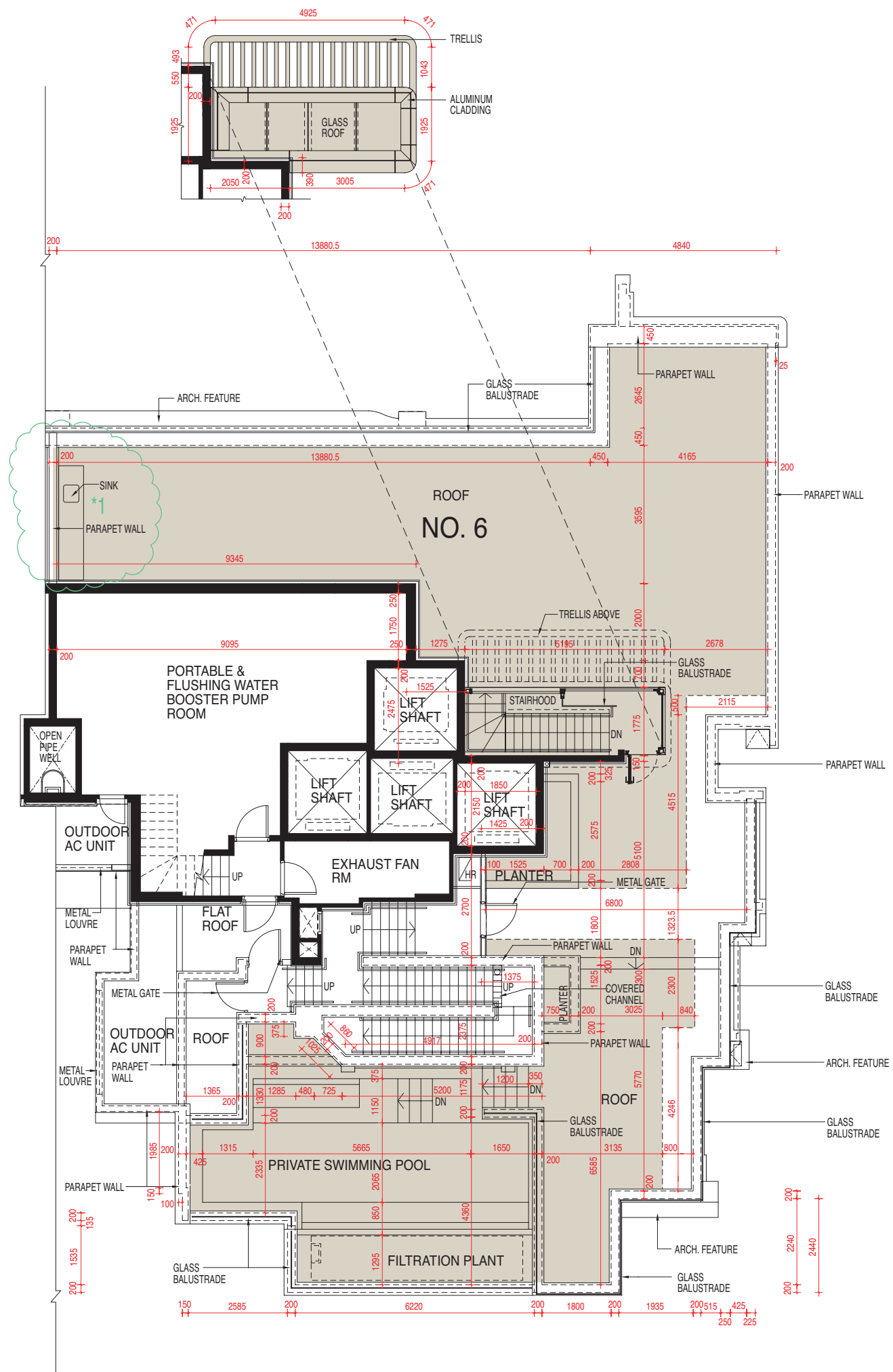
備註：

- 1) 以上樓面平面圖中顯示之名詞及簡稱之詞彙表請參閱「期數的住宅物業的樓面平面圖」一節首頁。
- 2) 住宅樓層不設4樓、13樓及14樓。
- 3) (1)私人泳池及(2)供放置游泳池水過濾設備之範圍（兩者俱屬天台一部分）的面積，包括在「期數中的住宅物業的面積」一節中所列的本單位的天台面積。

Remarks:

- 1) Please refer to the first page of the section "Floor Plans of Residential Properties in the Phase" for glossary of the terms and abbreviations shown in the floor plan above.
- 2) Residential floors 4/F, 13/F and 14/F are omitted.
- 3) the areas of (1) the private swimming pool and (2) the area for placing filtration plant, both being part of the roof, are included in the area of roof of this unit as set out in the section "Area of residential properties in the Phase".

6號現狀間隔平面圖
Floor plan of No.6 showing latest layout



* 6號此部份因在期數落成後進行小型工程或獲《建築物條例》豁免的工程而有所改動，現狀請參閱有關平面圖。該等改動如下：

This part of No.6 has been altered by way of minor works or exempted building works under the Buildings Ordinance after completion of the Phase, the latest condition of which is shown on the relevant floor plan. The alterations are as follows:

1. 天台安置洗滌盆櫃。
Sink cabinet added in Roof.

每個住宅物業的樓板（不包括灰泥）的厚度：梯屋：40毫米[^]；其他部分：不適用

The thickness of the floor slabs (excluding plaster) of each residential property: Stairhood: 40mm[^]; other parts: Not applicable

每個住宅物業的層與層之間的高度：梯屋：3.022 - 3.065米[^]；其他部分：不適用

The floor-to-floor height of each residential property: Stairhood: 3.022 - 3.065m[^]; other parts: Not applicable

因住宅物業的較高樓層的結構牆的厚度遞減，較高樓層的內部面積，一般比較低樓層的內部面積稍大。（註：此根據《一手住宅物業銷售條例》附表1第1部第10(2)(e)條所規定的陳述並不適用於期數。）

The internal areas of the residential properties on the upper floors will generally be slightly larger than those on the lower floors because of the reducing thickness of the structural walls on the upper floors. (Note: This statement required in Section 10(2)(e) in Part 1 of Schedule 1 of the Residential Properties (First-hand Sales) Ordinance (Cap.621) is not applicable to the Phase).

[^]相關梯屋之天花為玻璃天台。列出之樓板的厚度為該玻璃天台厚度。該玻璃天台為略為傾斜之天台。因此，層與層之間的高度以高度範圍形式表達。

[^]The ceiling of the stairhood concerned is a glass roof. The thickness of the floor slabs set out is the thickness of the glass roof. That glass roof is a slightly inclined roof. Accordingly, the floor-to-floor height is presented in a range.

備註：

- 1) 以上樓面平面圖中顯示之名詞及簡稱之詞彙表請參閱「期數的住宅物業的樓面平面圖」一節首頁。
- 2) 住宅樓層不設4樓、13樓及14樓。
- 3) (1)私人泳池及(2)供放置游泳池水過濾設備之範圍（兩者俱屬天台一部分）的面積，包括在「期數中的住宅物業的面積」一節中所列的本單位的天台面積。

Remarks:

- 1) Please refer to the first page of the section "Floor Plans of Residential Properties in the Phase" for glossary of the terms and abbreviations shown in the floor plan above.
- 2) Residential floors 4/F, 13/F and 14/F are omitted.
- 3) the areas of (1) the private swimming pool and (2) the area for placing filtration plant, both being part of the roof, are included in the area of roof of this unit as set out in the section "Area of residential properties in the Phase".

期數中的住宅物業的面積
Area of residential properties in the Phase

AREA SCHEDULE 面積表

物業的描述 Description of Residential Property			實用面積 (包括露台、工作平台及陽台(如有)) 平方米(平方呎) Saleable Area (including balcony, utility platform and verandah, if any) sq. metre (sq.ft.)	其他指明項目的面積(不計算入實用面積) 平方米(平方呎) Area of other specified items (Not included in the Saleable Area) sq.metre (sq.ft.)									
座數 Tower	樓層 Floor	單位 Unit		空調機房 Air-conditioning plant room	窗台 Bay window	閣樓 Cockloft	平台 Flat roof	花園 Garden	停車位 Parking space	天台 Roof	梯屋 Stair-hood	前庭 Terrace	庭院 Yard
1號及2號 No. 1 & No. 2	2樓 2/F	1號 No. 1	267.159 (2,876) 露台 Balcony: - (-) 工作平台 Utility Platform: - (-)	3.203 (34)	-	-	-	-	-	-	-	70.857 (763)	-
	3樓-22樓 3/F-22/F		273.566 (2,945) 露台 Balcony: 5.960 (64) 工作平台 Utility Platform: - (-)	3.203 (34)	-	-	-	-	-	-	-	-	-
	23樓 23/F		313.782 (3,378) 露台 Balcony: - (-) 工作平台 Utility Platform: - (-)	-	-	-	-	-	-	198.013 (2,131)	8.166 (88)	66.592 (717)	-
	2樓 2/F	2號 No. 2	192.799 (2,075) 露台 Balcony: - (-) 工作平台 Utility Platform: - (-)	2.623 (28)	-	-	-	-	-	-	-	19.147 (206)	-
	3樓-22樓 3/F-22/F		200.132 (2,154) 露台 Balcony: 5.833 (63) 工作平台 Utility Platform: 1.500 (16)	2.623 (28)	-	-	-	-	-	-	-	-	-
3號及5號 No. 3 & No. 5	1樓 1/F	3號 No. 3	196.215 (2,112) 露台 Balcony: - (-) 工作平台 Utility Platform: - (-)	2.248 (24)	-	-	-	-	-	-	-	52.643 (567)	-
	2樓-22樓 2/F-22/F		203.705 (2,193) 露台 Balcony: 5.960 (64) 工作平台 Utility Platform: 1.500 (16)	2.248 (24)	-	-	-	-	-	-	-	-	-
	23樓 23/F		253.700 (2,731) 露台 Balcony: - (-) 工作平台 Utility Platform: - (-)	-	-	-	-	-	-	176.927 (1,904)	8.166 (88)	66.567 (717)	-
	1樓 1/F	5號 No. 5	193.752 (2,086) 露台 Balcony: - (-) 工作平台 Utility Platform: - (-)	2.248 (24)	-	-	-	-	-	-	-	50.306 (541)	-
	2樓-22樓 2/F-22/F		201.212 (2,166) 露台 Balcony: 5.960 (64) 工作平台 Utility Platform: 1.500 (16)	2.248 (24)	-	-	-	-	-	-	-	-	-

實用面積以及露台、工作平台樓面面積，是按照《一手住宅物業銷售條例》第8條計算得出的。其他指明項目的面積（不計算入實用面積），是按照《一手住宅物業銷售條例》附表2第2部計算得出的。
The saleable area and the floor area of balconies and utility platforms are calculated in accordance with section 8 of the Residential Properties (First-hand Sales) Ordinance; and the areas of other specified items (not included in the saleable area) are calculated in accordance with Part 2 of Schedule 2 to the Residential Properties (First-hand Sales) Ordinance.

- 註Note:
- 上述所列之面積以1平方米=10.7639平方呎換算並四捨五入至整數平方呎；1米=3.281呎；1平方米=10.7639平方呎；因四捨五入的關係，以平方呎表述之面積與以平方米表述之面積可能有些微差異。
The above areas have been converted to square feet based on a conversion rate of 1 square metre=10.7639 square feet and rounded up or down to the nearest square feet; 1 m = 3.281 ft; 1 sq.m.=10.7639 sq.ft.; the area shown in sq.ft. is rounded down or rounded up to the nearest integer and may be slightly different from that shown in sq.m.
 - 期數住宅物業並無陽台。
There is no verandah in the residential properties in the Phase.
 - 住宅樓層不設4樓、13樓及14樓。
Residential floors 4/F, 13/F and 14/F are omitted.

AREA SCHEDULE 面積表

物業的描述 Description of Residential Property			實用面積 (包括露台、工作平台及陽台(如有)) 平方米(平方呎) Saleable Area (including balcony, utility platform and verandah, if any) sq. metre (sq.ft.)	其他指明項目的面積(不計算入實用面積) 平方米(平方呎) Area of other specified items (Not included in the Saleable Area) sq.metre (sq.ft.)									
座數 Tower	樓層 Floor	單位 Unit		空調機房 Air-conditioning plant room	窗台 Bay window	閣樓 Cockloft	平台 Flat roof	花園 Garden	停車位 Parking space	天台 Roof	梯屋 Stair-hood	前庭 Terrace	庭院 Yard
6號及7號 No. 6 & No. 7	1樓 1/F	6號 No. 6	194.052 (2,089) 露台 Balcony: - (-) 工作平台 Utility Platform: - (-)	2.248 (24)	-	-	-	-	-	-	-	50.306 (541)	-
	2樓-22樓 2/F-22/F		201.512 (2,169) 露台 Balcony: 5.960 (64) 工作平台 Utility Platform: 1.500 (16)	2.248 (24)	-	-	-	-	-	-	-	-	-
	23樓 23/F		278.246 (2,995) 露台 Balcony: - (-) 工作平台 Utility Platform: - (-)	-	-	-	-	-	-	192.255 (2,069)	8.166 (88)	49.830 (536)	-
	1樓 1/F	7號 No. 7	207.695 (2,236) 露台 Balcony: - (-) 工作平台 Utility Platform: - (-)	2.248 (24)	-	-	-	-	-	-	-	36.367 (391)	-
	2樓-22樓 2/F-22/F		215.155 (2,316) 露台 Balcony: 5.960 (64) 工作平台 Utility Platform: 1.500 (16)	2.248 (24)	-	-	-	-	-	-	-	-	-

實用面積以及露台、工作平台樓面面積，是按照《一手住宅物業銷售條例》第8條計算得出的。其他指明項目的面積（不計算入實用面積），是按照《一手住宅物業銷售條例》附表2第2部計算得出的。
The saleable area and the floor area of balconies and utility platforms are calculated in accordance with section 8 of the Residential Properties (First-hand Sales) Ordinance; and the areas of other specified items (not included in the saleable area) are calculated in accordance with Part 2 of Schedule 2 to the Residential Properties (First-hand Sales) Ordinance.

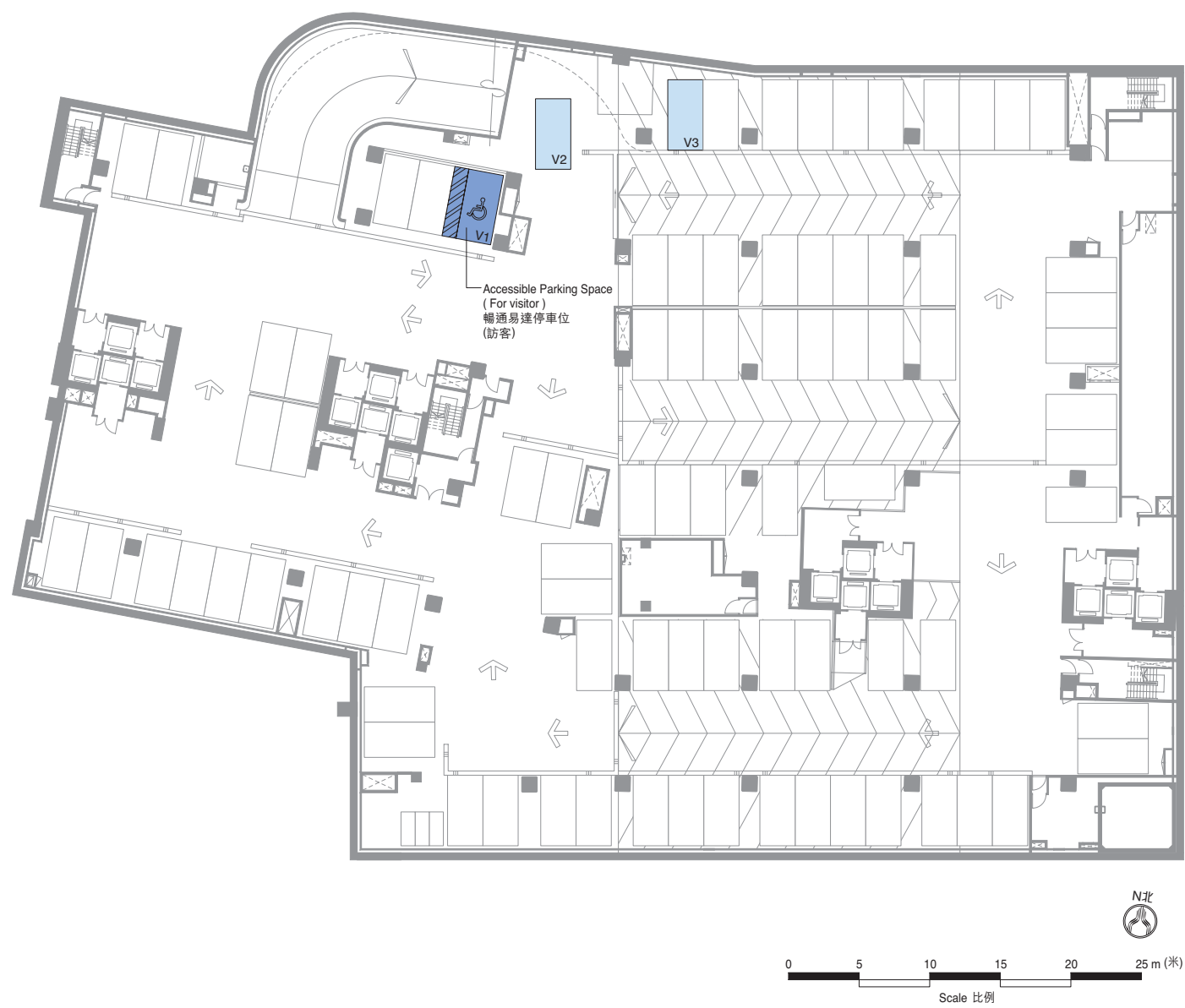
- 註Note:
- 上述所列之面積以1平方米=10.7639平方呎換算並四捨五入至整數平方呎；1米=3.281呎；1平方米=10.7639平方呎；因四捨五入的關係，以平方呎表述之面積與以平方米表述之面積可能有些微差異。
The above areas have been converted to square feet based on a conversion rate of 1 square metre=10.7639 square feet and rounded up or down to the nearest square feet; 1 m = 3.281 ft; 1 sq.m.=10.7639 sq.ft.; the area shown in sq.ft. is rounded down or rounded up to the nearest integer and may be slightly different from that shown in sq.m.
 - 期數住宅物業並無陽台。
There is no verandah in the residential properties in the Phase.
 - 住宅樓層不設4樓、13樓及14樓。
Residential floors 4/F, 13/F and 14/F are omitted.

期數中的停車位的樓面平面圖

Floor plans of parking spaces in the Phase

地庫4樓

Basement 4



- 訪客停車位
Visitor's Car Parking Space
- 暢通易達停車位 (訪客)
Accessible Parking Space (For visitor)

停車位類別 Category of parking space	停車位編號 Parking space number	數目 Nos.	尺寸 (長x寬) (米) Dimension (L x W) (m)	每個停車位面積 (平方米) Area per each space (sq. m)
訪客停車位 Visitor's Car Parking Space	V2 - V3	2	2.5米m x 5.0米m	12.5平方米m²
暢通易達停車位 (訪客) Accessible Parking Space (For visitor)	V1	1	3.5米m x 5.0米m	17.5平方米m²

期數中的停車位的樓面平面圖

Floor plans of parking spaces in the Phase

地庫3樓

Basement 3



- 住客停車位
Residential Car Parking Space
- 暢通易達停車位 (住客)
Accessible Parking Space (For residential)

停車位類別 Category of parking space	停車位編號 Parking space number	數目 Nos.	尺寸 (長x寬) (米) Dimension (L x W) (m)	每個停車位面積 (平方米) Area per each space (sq. m)
住客停車位 Residential Car Parking Space	1 - 4、6 - 62	61	2.5米m x 5.0米m	12.5平方米m²
暢通易達停車位 (住客) Accessible Parking Space (For residential)	5	1	3.5米m x 5.0米m	17.5平方米m²

期數中的停車位的樓面平面圖

Floor plans of parking spaces in the Phase

地庫2樓

Basement 2



- 住客停車位
Residential Car Parking Space
- 暢通易達停車位 (住客)
Accessible Parking Space (For residential)
- 電單車停車位
Motor Cycle Parking Space

停車位類別 Category of parking space	停車位編號 Parking space number	數目 Nos.	尺寸 (長x寬) (米) Dimension (L x W) (m)	每個停車位面積 (平方米) Area per each space (sq. m)
住客停車位 Residential Car Parking Space	1 - 3、5 - 92	91	2.5米m x 5.0米m	12.5平方米m ²
暢通易達停車位 (住客) Accessible Parking Space (For residential)	4	1	3.5米m x 5.0米m	17.5平方米m ²
電單車停車位 Motor Cycle Parking Space	M1-M9、M11-M21	20	1.0米m x 2.4米m	2.4平方米m ²

期數中的停車位的樓面平面圖

Floor plans of parking spaces in the Phase

地庫1樓

Basement 1



- 住客停車位
Residential Car Parking Space
- 暢通易達停車位 (住客)
Accessible Parking Space (For residential)

停車位類別 Category of parking space	停車位編號 Parking space number	數目 Nos.	尺寸 (長x寬) (米) Dimension (L x W) (m)	每個停車位面積 (平方米) Area per each space (sq. m)
住客停車位 Residential Car Parking Space	1 - 20、22 - 40	39	2.5米m x 5.0米m	12.5平方米m²
暢通易達停車位 (住客) Accessible Parking Space (For residential)	21	1	3.5米m x 5.0米m	17.5平方米m²

期數中的停車位的樓面平面圖

Floor plans of parking spaces in the Phase

低層地下

Lower Ground Floor



- 垃圾收集車停車位
Refuse Collection Vehicle Parking Space
- 上落貨位
Loading/Unloading Bay

停車位類別 Category of parking space	停車位編號 Parking space number	數目 Nos.	尺寸 (長x寬) (米) Dimension (L x W) (m)	每個停車位面積 (平方米) Area per each space (sq. m)
垃圾收集車停車位 Refuse Collection Vehicle Parking Space	-	1	5.0米m x 12.0米m	60.0平方米m²
上落貨位 Loading/Unloading Bay	L1 - L3	3	3.5米m x 11.0米m	38.5平方米m²

- (a) 在簽署臨時買賣合約時須支付款額為5% 的臨時訂金。
- (b) 買方在簽署該臨時合約時支付的臨時訂金，會由代表擁有人行事的律師事務所以保證金保存人的身分持有。
- (c) 如買方沒有於訂立該臨時合約的日期之後5個工作日內簽立買賣合約—
 - (i) 該臨時合約即告終止；
 - (ii) 有關的臨時訂金即予沒收；及
 - (iii) 擁有人不得就買方沒有簽立買賣合約而針對買方提出進一步申索。

- (a) A preliminary deposit of 5% is payable on the signing of the preliminary agreement for sale and purchase.
- (b) The preliminary deposit paid by the purchaser on the signing of that preliminary agreement will be held by a firm of solicitors acting for the owner, as stakeholders.
- (c) If the purchaser fails to execute the agreement for sale and purchase within 5 working days after the date on which the purchaser enters into that preliminary agreement—
 - (i) that preliminary agreement is terminated;
 - (ii) the preliminary deposit is forfeited; and
 - (iii) the owner does not have any further claim against the purchaser for the failure.

1. 期數之公用部分

「**公用地方**」指所有「屋苑公用地方」、「住宅公用地方」及「停車場公用地方」。

「**公用設施**」指所有「屋苑公用設施」、「住宅公用設施」及「停車場公用設施」。

「**屋苑公用地方**」指「註冊業主」按照「公契」條文規定，將使用權劃供各「單位」「業主」及佔用人公用與共享，而「公契」等並無授予或保留予「註冊業主」或個別「單位」「業主」使用權並且尚未具體轉讓的該土地及發展項目所有地方或部分。茲毋損前文之一般規定，其中包括「該土地」範圍內的「斜坡及護土牆」、電梯及大堂、貨運電梯大堂、消防電梯大堂/滅火及救援樓梯、路緣石、電梯井、乾井、雨水集水坑、閥櫃、消防花灑入水掣、消防花灑系統消防入水掣、消防花灑控制閥櫃、校對錶櫃、消防泵房、渠務集水泵房、樓梯、鋼扶手樓梯、淡水及消防總水錶房、低壓電掣房、變壓器房、高壓電掣房、煤氣總控制閥房、濾水裝置機房、電氣房、電力豎管、電動車房、管理員宿舍、管理員/看更辦事處、傷殘人士廁所、保安護衛亭、業主委員會辦事處、綠化範圍、園景區、有蓋園景區、園景特色牆、花槽、垂直綠化牆、屋苑入口車閘、行車道/緊急救援車輛通道、斜路、下斜路緣、滅火及救援梯間大堂加壓風機房、滅火及救援梯間樓梯加壓風機房、排氣風機房、排煙風機房、電錶房、電訊廣播設備室、垃圾及物料回收房、垃圾車停泊及裝卸車位、消防控制室、街道消防栓泵房、水池、魚池、水池機房、水池濾水裝置機房、燃料缸房、橫屏、建築裝飾、草坪、緊急發電機房、鋼筋混凝土傳力結構、街道消防栓水箱、消防水箱、消防花灑水箱、消防花灑泵房、供水泵房、外牆（「住宅單位」的外牆除外）、平台、矮牆、承重牆、結構牆、地基、柱、樑、樓板、「屋苑公用地方」圍牆（但如圍牆毗連任何「住宅單位」則不包括該牆位於相關「住宅單位」內的內表面批盪及飾面）、簷篷（不構成任何「住宅單位」一部分者）、安裝或使用天線廣播分導或電訊網絡設施的地方，以及符合《建築物管理條例》（香港法例第344章）第2條定義為「公用部分」的地方，但不包括「停車場公用地方」及「住宅公用地方」。

「**屋苑公用設施**」指「屋苑公用地方」內裝設供發展項目所有「單位」「業主」及佔用人公用或供其共享作為適意設施一部分之所有裝置及設施，並非供個別「單位」的「業主」專享。茲毋損前文之一般規定，其中包括屋苑入口車閘保安系統、消防控制屏、鐵絲網圍欄、金屬圍欄、圍牆、玻璃扶欄、金屬扶手、閘、排水渠、沙井、地面渠道、有蓋渠道、總水管、污水管、溝渠、沙桶、滅火器、電纜、電纜裝置（包括但不限於電纜坑、拉線井及電纜槽）、井、水管、水管槽、冷氣排風管、樓梯增壓槽、增壓槽、排風槽、排氣槽、電線槽、排風管槽、電話線槽、機電服務設施管道、消防管道、排煙管道口、排煙槽、喉輓、電線、防火閘、街道消防栓、橫吊杆、橫杆吊閘、豎梯、沖廁水、食水及消防入水掣和總喉、滅火或保安設備及設施、泵、開關裝置、儀錶、電燈、衛生配件、廢物處置設備及設施、公共天線、電訊網絡設施及其他器具、設備及設施。

「**住宅公用地方**」指「註冊業主」按照「公契」條文規定，將使用權劃供各「住宅單位」「業主」及佔用人公用與共享，而「公契」等並無授予或保留予「註冊業主」或個別「住宅單位」「業主」使用權並且尚未具體轉讓的該土地及發展項目所有地方或部分。茲毋損前文之一般規定，其中包括櫃檯、「訪客車位」、「上落貨車位」、「康樂設施」、花棚、「住宅單位」外牆、

矮牆、天台（不構成任何「住宅單位」一部分者）、平台（不構成任何「住宅單位」一部分者）、上層天台、頂層天台、維修通道、承重牆、結構牆、柱、樑、樓板、「住宅公用地方」圍牆（但如圍牆毗連任何「單位」則不包括該牆位於相關「單位」內的內表面批盪及飾面）、冷氣機平台、消防水箱、消防泵房、入口大堂（不構成任何「住宅單位」一部分者）、消防入水掣、消防花灑控制閥櫃、主配線架房、入口大堂、電梯大堂、貨運電梯大堂、供水泵房、集水泵房、濾水裝置機房、電錶房、樓梯、簷篷、玻璃簷篷、電梯槽、電梯、垃圾及物料回收房、電錶櫃、水錶櫃、喉輓櫃、校對錶櫃、雨季排水坑、倒流坑、超低壓、預製面牆、垃圾及物料回收房通風管道、食水及沖廁水增壓泵房、沖廁水箱、清潔用水箱、食水水箱、電氣房、垃圾及物料回收房抽風機房、冷氣機房、綠化天台、路緣石、建築裝飾、金屬檐、淡水箱、電梯機房、前庭（不構成任何「住宅單位」一部分者）、室外冷氣機、供水房、電梯槽通風管道、屋宇管理裝置基座及避雷裝置基座。

「**住宅公用設施**」指「住宅公用地方」內裝設供所有「住宅單位」「業主」及佔用人公用或供其共享的所有裝置及設施，並非供個別「住宅單位」「業主」專用或專享或供發展項目整體使用或享用。茲毋損前文之一般規定，其中包括圍欄、玻璃矮牆、玻璃扶欄、水管槽、排氣槽、通風管道、電話線槽、電豎管、電線槽、無線電轉發器控制板、防火閘、壓力容器、無蓋管井、豎梯、幕牆系統、排水渠、有蓋渠道、金屬扶手、鐵閘、金屬水箱蓋、沙桶、滅火器、開關裝置、儀錶、水管、泵、電線、電纜、照明裝置、天線、外部裝飾百葉鋁板、電梯機房內各裝置及設施、水箱、滅火或保安設備與設施、廢物處置設備與器具、「康樂設施」內的康樂及其他設施、住宅訪客泊車管理系統和上落貨車位管理系統，以及其他鋪管或非鋪管服務設施及器具。

「**停車場公用地方**」指「註冊業主」按照「公契」條文規定，將使用權劃供各「停車位」「業主」及佔用人公用與共享的「該土地」及發展項目內停車場所有範圍，現已或將會按照「圖則」及「政府批地書」建造作泊車用途，但不包括核准停車場布局圖劃定的「停車位」。茲毋損前文之一般規定，其中包括樓梯平台、上落乘客車位和運轉及通道地方、行車斜路、行車道、斜路、行人路、傷殘人士車輛運轉車位、下斜路緣、路緣石、柱腳牆、流通通道及階級、道路標記、地庫分隔牆、空心牆及空腔、吊牆、結構牆及柱、集水坑、金屬百葉板、消防入水掣、捲閘櫃、水錶櫃、喉輓櫃、停車場排氣槽、排煙風機房、抽氣風機房、後補風機房、機械通風房，以及裝設「消防安全管理計劃」相關設備及設施的地方。

「**停車場公用設施**」指「停車場公用地方」內裝設供所有「停車位」「業主」及佔用人公用或供其共享而並非供個別「停車位」「業主」專用或專享或供發展項目整體使用及享用的所有裝置及設施。茲毋損前文之一般規定，其中包括排水渠、沙井、地面渠道、有蓋渠道、總水管、水箱、污水管、溝渠、污水槽、沙桶、滅火器、路面隔油池、電纜、消防花灑、管槽、冷氣通風管道、樓梯增壓槽、增壓槽、排氣槽、電線槽、通風管道、電動車管道、消防管道、水管槽、水管、喉輓、電線、招牌、交通燈、扶手、沖廁水及食水入水掣（如有者）及總喉、滅火或保安設備及設施、集水坑、開關裝置、儀錶、照明裝置、排煙管道、排煙槽、停車場抽氣管道、停車場垂臂式起落欄柵系統及停車場管理系統（不包括住宅訪客泊車管理系統及上落貨車位管理系統）、「消防安全管理計劃」的相關設備及設施，以及其他器具、設備及設施。

「第1期」指發展項目中由下述於其上已建或將建之各項及他者組成之部分：1、2、3、5、6及7(包括115個「住宅單位」、194個住客停車位(即地庫1樓1至40號、地庫2樓1至91號及地庫3樓1至62號住客停車位)、20個電單車停車位(即地庫2樓M1至M9及M11至M12號電單車停車位)、第1期中的「屋苑公用地方」及第1期中的「屋苑公用設施」、第1期中的「住宅公用地方」及第1期中的「住宅公用設施」及「停車場公用地方」及「停車場公用設施」。

2. 分配予期數中每個住宅物業的不分割份數的數目

「住宅單位」	「不分割份數」 數額
發展項目1號「住宅單位」:	
2樓1號連毗連前庭	269
3樓1號連露台	270
5樓1號連露台	270
6樓1號連露台	270
7樓1號連露台	270
8樓1號連露台	270
9樓1號連露台	270
10樓1號連露台	270
11樓1號連露台	270
12樓1號連露台	270
15樓1號連露台	270
16樓1號連露台	270
17樓1號連露台	270
18樓1號連露台	270
19樓1號連露台	270
20樓1號連露台	270
21樓1號連露台	270
22樓1號連露台	270
23樓1號連毗連前庭及對上設有泳池的天台	317
小計:	5,176
發展項目2號「住宅單位」:	
2樓2號連毗連前庭	195
3樓2號連露台及工作平台	196
5樓2號連露台及工作平台	196
6樓2號連露台及工作平台	196
7樓2號連露台及工作平台	196
8樓2號連露台及工作平台	196
9樓2號連露台及工作平台	196
10樓2號連露台及工作平台	196
11樓2號連露台及工作平台	196
12樓2號連露台及工作平台	196
15樓2號連露台及工作平台	196
16樓2號連露台及工作平台	196
17樓2號連露台及工作平台	196
18樓2號連露台及工作平台	196
19樓2號連露台及工作平台	196
20樓2號連露台及工作平台	196
21樓2號連露台及工作平台	196
22樓2號連露台及工作平台	196
小計:	3,527

「住宅單位」	「不分割份數」 數額
發展項目3號「住宅單位」:	
1樓3號連毗連前庭	198
2樓3號連露台及工作平台	199
3樓3號連露台及工作平台	199
5樓3號連露台及工作平台	199
6樓3號連露台及工作平台	199
7樓3號連露台及工作平台	199
8樓3號連露台及工作平台	199
9樓3號連露台及工作平台	199
10樓3號連露台及工作平台	199
11樓3號連露台及工作平台	199
12樓3號連露台及工作平台	199
15樓3號連露台及工作平台	199
16樓3號連露台及工作平台	199
17樓3號連露台及工作平台	199
18樓3號連露台及工作平台	199
19樓3號連露台及工作平台	199
20樓3號連露台及工作平台	199
21樓3號連露台及工作平台	199
22樓3號連露台及工作平台	199
23樓3號連毗連前庭及對上設有泳池的天台	257
小計:	4,037
發展項目5號「住宅單位」:	
1樓5號連毗連前庭	196
2樓5號連露台及工作平台	197
3樓5號連露台及工作平台	197
5樓5號連露台及工作平台	197
6樓5號連露台及工作平台	197
7樓5號連露台及工作平台	197
8樓5號連露台及工作平台	197
9樓5號連露台及工作平台	197
10樓5號連露台及工作平台	197
11樓5號連露台及工作平台	197
12樓5號連露台及工作平台	197
15樓5號連露台及工作平台	197
16樓5號連露台及工作平台	197
17樓5號連露台及工作平台	197
18樓5號連露台及工作平台	197
19樓5號連露台及工作平台	197
20樓5號連露台及工作平台	197
21樓5號連露台及工作平台	197
22樓5號連露台及工作平台	197
小計:	3,742
發展項目6號「住宅單位」:	
1樓6號連毗連前庭	196
2樓6號連露台及工作平台	197
3樓6號連露台及工作平台	197
5樓6號連露台及工作平台	197
6樓6號連露台及工作平台	197
7樓6號連露台及工作平台	197
8樓6號連露台及工作平台	197
9樓6號連露台及工作平台	197
10樓6號連露台及工作平台	197

「住宅單位」	「不分割份數」 數額
11樓6號連露台及工作平台	197
12樓6號連露台及工作平台	197
15樓6號連露台及工作平台	197
16樓6號連露台及工作平台	197
17樓6號連露台及工作平台	197
18樓6號連露台及工作平台	197
19樓6號連露台及工作平台	197
20樓6號連露台及工作平台	197
21樓6號連露台及工作平台	197
22樓6號連露台及工作平台	197
23樓6號連毗連前庭及對上設有泳池的天台	281
小計：	4,023

發展項目7號「住宅單位」：

1樓7號連毗連前庭	210
2樓7號連露台及工作平台	211
3樓7號連露台及工作平台	211
5樓7號連露台及工作平台	211
6樓7號連露台及工作平台	211
7樓7號連露台及工作平台	211
8樓7號連露台及工作平台	211
9樓7號連露台及工作平台	211
10樓7號連露台及工作平台	211
11樓7號連露台及工作平台	211
12樓7號連露台及工作平台	211
15樓7號連露台及工作平台	211
16樓7號連露台及工作平台	211
17樓7號連露台及工作平台	211
18樓7號連露台及工作平台	211
19樓7號連露台及工作平台	211
20樓7號連露台及工作平台	211
21樓7號連露台及工作平台	211
22樓7號連露台及工作平台	211
小計：	4,008

註： (1) 住宅單位不設4號。
(2) “*” = 樓層編號不設4樓、13樓及14樓。
(3) 1樓不設1號及2號「住宅單位」。

註： 每個住宅物業的管理份數數額與其不分割份數數額相同，但發展項目的不分割份數總額與管理份數總額則不同。期數所有住宅物業的管理份數總額為24,513份。發展項目所有住宅物業的管理份數總額為37,210份；期數的管理份數總額為25,503份；發展項目的管理份數總額為38,731份。

3. 期數管理人的委任年期

遵從《建築物管理條例》(香港法例第344章)各條文及「公契」第VI節A次節第2條(b)及(c)款之規定，「公契管理人」高衛物業管理有限公司現獲委任為管理該土地及發展項目的首屆管理人，首屆任期為「公契」生效日起兩年，嗣後繼續留任管理發展項目，直至其委任權責遵照「公契」條文終止為止。

4. 期數各住宅物業業主分擔管理開支的基準

「管理人」將按照以下原則釐定每名「業主」應分擔的管理開支金額：

- (a) 發展項目每個「單位」的「業主」應按比例分擔年度「管理預算案」A部分評定的款項，攤付金額按照「業主」所持「單位」的「管理份數」佔發展項目內所有「單位」「管理份數」總數的比例計算。A部分涵蓋「管理人」認為應歸因於「屋苑公用地方」及「屋苑公用設施」管理和維修事務或本着全體「業主」利益招致的估計管理開支(不包括「管理預算案」B及C部分列明的估計管理開支)。「第2期」獲簽發「轉讓同意書」或「該土地」獲簽發「合格證明書」之前，A部分只須列出「屋苑」「第1期」管理和維修事務的估計開支，其中尤以「第1期屋苑公用地方」及「第1期屋苑公用設施」的開支為要。「第2期」獲簽發「轉讓同意書」或「該土地」獲簽發「合格證明書」之後，A部分須列出「屋苑」整體管理和維修事務的估計開支，其中尤以「屋苑公用地方」及「屋苑公用設施」的開支為要；
- (b) 除以上(a)項所載的款項外，每名「業主」另須就其擁有的每個「住宅單位」分擔年度「管理預算案」B部分評定的款項，攤付金額按照「業主」所持「住宅單位」的「管理份數」佔發展項目所有「住宅單位」「管理份數」總數的比例計算。B部分涵蓋「管理人」認為只歸因於「住宅公用地方」及「住宅公用設施」管理和維修事務或只本着所有「住宅單位」「業主」利益招致的估計管理開支，其中包括但不限於「康樂設施」的運作、保養、修理、清潔、照明及保安費用。為免存疑，B部分亦涵蓋「管理人」合理地認為只歸因於使用「訪客車位」及「上落貨車位」的「停車場公用地方」及「停車場公用設施」估計管理開支部分。「第2期」獲簽發「轉讓同意書」或「該土地」獲簽發「合格證明書」之前，B部分只須列出「第1期」「住宅公用地方」及「第1期」「住宅公用設施」管理和維修事務的估計開支。「第2期」獲簽發「轉讓同意書」或「該土地」獲簽發「合格證明書」之後，B部分須列出「住宅公用地方」及「住宅公用設施」管理和維修事務的估計開支；及
- (c) 除以上(a)項所載的款項外，每名「業主」另須就其擁有的每個「停車位」分擔「管理預算案」C部分評定的款項，攤付金額按照「業主」所持「停車位」的「管理份數」佔發展項目內所有「停車位」「管理份數」總數的比例計算。C部分涵蓋「管理人」認為只歸因於「停車位公用地方」及「停車場公用設施」管理和維修事務或只本着所有「停車位」「業主」利益招致的估計管理開支，而為免存疑，「管理人」合理地認為歸因於使用「訪客車位」及「上落貨車位」的「停車場公用地方」及「停車場公用設施」估計管理開支部分將被視作納入年度「管理預算案」B部分。

除非「管理人」另行決定，否則每名「業主」應在每個曆月首日向「管理人」支付該年其應分擔管理開支總額的十二分之一。

5. 計算管理費按金的基準

每個「單位」首任「業主」向「註冊業主」承讓「單位」後，應向「管理人」支付按金，以保證其按時繳付「公契」指定其應付的所有款項。按金相等於首年預算管理開支的一(1)個月分擔金額。「業主」不得以按金抵扣管理開支的每月攤付款項或其應分擔的其他款項。按金不會退還但可以轉戶。

6. 擁有人在期數中保留作自用的範圍

期數並無《一手住宅物業銷售條例》附表1第1部第14(2)(f)條所提及之賣方在發展項目中保留作自用的範圍。

註：發展項目由/將由一份公契規管。發展項目之期數並無/將並無各自之分公契。

1. The common parts of the Phase

“Common Areas” means all of the Estate Common Areas, Residential Common Areas and Car Park Common Areas.

“Common Facilities” means all of the Estate Common Facilities, Residential Common Facilities and Car Park Common Facilities.

“Estate Common Areas” means all those areas or parts of the land and the development, the right to the use of which is designated by the Registered Owner in accordance with the provisions of the Deed of Mutual Covenant for the common use and benefit of the Owners and occupiers of the Units and is not given or reserved by the Deed of Mutual Covenant or otherwise to the Registered Owner or the Owner of any individual Unit and is not otherwise specifically assigned and which include, without limiting the generality of the foregoing, portion of the Slopes and Retaining Walls which are located within the Land, lift and lobby, service lift lobby, lobby for fireman’s lifts/firefighting and rescue stairway, curbs, lift pit, dry pit, storm water sump pit, valve cabinet, sprinkler inlets, fire services inlet for sprinkler system, sprinkler control valve cabinets, check meter cabinet, fire services pump room, drainage sump pump room, staircases, steel staircase, fresh and fire services master meter room, low voltage switch room, transformer room, high voltage switch room, town gas main control valve room, filtration plant room, electrical room, electrical riser, electrical vehicle room, caretaker’s quarter, caretaker’s/ watchman’s office, disable toilet, guard house, owners’ committee office, greenery areas, landscaped areas, covered landscaped areas, landscape feature wall, planters, vertical green wall, estate entrance car gate, driveway/emergency vehicular access, ramps, drop kerbs, firefighting and rescue stairway lobby pressurization fan room, firefighting and rescue stairway staircase pressurization fan room, air release fan room, smoke exhaust fan room, electrical meter room, telecommunication broadcasting equipment room, refuse storage and material recovery chamber, parking loading and unloading space for refuse collection vehicles, fire services control room, street fire hydrant pump room, water features, fish pond, water feature plant room, filtration plant room for water feature, fuel tank room, horizontal screen, architectural features, lawn, emergency generator room, reinforced concrete transfer structure, street fire hydrant tank, fire services water tank, sprinkler water tank, sprinkler pump room, water supply pump room, external walls (excluding the external walls of the Residential Units), flat roofs, parapet-walls, load bearing walls, structural walls, foundations, columns, beams, floor slabs, enclosing walls of the Estate Common Areas (but in the case of such enclosing walls adjoining any Residential Unit(s)), excluding the plaster and covering of the internal surface of such enclosing walls within the relevant Residential Unit(s), canopies (which do not form part of any Residential Units), areas for installation or use of aerial broadcast distribution or telecommunications network facilities and such areas within the meaning of “common parts” as defined in Section 2 of the Building Management Ordinance (Chapter 344 of the Laws of Hong Kong) but shall exclude the Car Park Common Areas and the Residential Common Areas.

“Estate Common Facilities” means all those installations and facilities in the Estate Common Areas used in common by or installed for the common benefit of the Owners and occupiers of the Units of the development as part of the amenities thereof and not for the exclusive benefit of any individual Owner of the Unit and, without limiting the generality of the foregoing, including security systems in estate entrance car gate, fire services control panel, chain link fence, metal fence, fence walls, glass balustrades, metal railings, gates, drains, manhole, surface channels, covered channels, water mains, sewers, gutters, sand buckets, fire extinguishers, cables, cable accommodations (including, without limitation, cable troughs, draw-pits and cable ducts), wells, pipes, pipe duct, air-conditioning air ducts, stair pressurization ducts, pressurization ducts, air release ducts, exhaust ducts, electrical duct, vent ducts, telephone ducts, electrical and mechanical service ducts, fire services ducts, smoke vent outlets, smoke extraction ducts, hose reels, wires, fire shutter, street hydrant, drop bars, drop gate, cat ladders, flushing, fresh and fire services water intakes and mains, fire fighting or security

equipment and facilities, pumps, switches, meters, lights, sanitary fittings, refuse disposal equipment and facilities, communal aerials, telecommunications network facilities and other apparatus equipment and facilities.

“Residential Common Areas” means all those areas or parts of the land and the development, the right to the use of which is designated by the Registered Owner in accordance with the provisions of the Deed of Mutual Covenant for common use and benefit of the Owners and occupiers of Residential Units and is not given or reserved by the Deed of Mutual Covenant or otherwise to the Registered Owner or the Owner of any individual Residential Unit and is not otherwise specifically assigned and which, without limiting the generality of the foregoing, include counters, Visitors’ Parking Spaces, Loading and Unloading Spaces, Recreational Facilities, trellis, external walls of the Residential Units, parapet-walls, roofs (which do not form part of the Residential Units), flat roofs (which do not form part of any Residential Units), upper roofs, top roofs, maintenance access, load bearing walls, structural walls, columns, beams, floor slabs, enclosing walls of the Residential Common Areas (but in the case of such enclosing walls adjoining any Unit(s), excluding the plaster and covering of the internal surface of such enclosing wall within the relevant Unit(s)), air-conditioning platforms, fire services water tanks, fire services pump room, entrance halls (which do not form part of any Residential Units), fire services inlet, sprinkler control valve cabinet, main distribution frame room, entrance lobby, lift lobby, service lift lobby, water supply pump room, sump pit pump panel room, filtration plant room, electrical meter rooms, staircase, canopy, glass canopy, lift shaft, lift, refuse storage and material recovery room, electrical meter cabinets, water meter cabinets, hose reel cabinets, check meter cabinets, seasonal drain pit, backwash pit, extra low voltage, precast façade, vent duct for refuse storage and material recovery room, potable and flushing water booster pump room, flushing water tank, cleansing water tank, potable water tank, electrical rooms, exhaust fan room for refuse storage and material recovery room, air-conditioning yard, green roof, curbs, architectural features, metal eaves, fresh water tank, lift machine room, terraces (which do not form part of any Residential Unit), outdoor air-conditioning unit, water supply room, lift shaft vent, plinth for building management unit and plinth for lightning arrestor.

“Residential Common Facilities” means all those installations and facilities in the Residential Common Areas used in common by or installed for the common benefit of the Owners and occupiers of the Residential Units and not for the exclusive use or benefit of any individual Owner of the Residential Unit or the development as a whole and which, without limiting the generality of the foregoing, include fences, glass parapets, glass balustrade, pipe ducts, air ducts, vent ducts, telephone ducts, electrical risers, electrical ducts, repeater panels, fire damper, pressure vessels, open pipe well, cat ladder, curtain wall systems, drains, covered channel, metal railings, metal gates, metal water tank cover, sand buckets, fire extinguishers, switches, meters, pipes, pumps, wires, cables, lights, antennae, external decorative aluminium louvres, installations and facilities in the lift machine rooms, water tanks, fire fighting or security equipment and facilities, refuse disposal equipment and apparatus, recreational and other facilities in the Recreational Facilities, the residential visitor parking management system and loading/unloading space management system and other service facilities apparatus whether ducted or otherwise.

“Car Park Common Areas” means the whole of the car park areas within the Land and the development, the right to the use of which is designated by the Registered Owner in accordance with the provisions of the Deed of Mutual Covenant for the common use and benefit of the Owners and occupiers of Car Parking Spaces and which are constructed or to be constructed for parking purposes in accordance with the Plans and the Government Grant except the Car Parking Spaces designated on the approved carpark layout plan and which include, without limiting the generality of the foregoing, the landings, the spaces for the picking up and setting down of passengers and manoeuvring and circulation areas, the car ramp, the driveways, ramps, pavements, manoeuvring space for disable, drop kerbs, curbs, pedestal walls, circulation passages and steps, road markings,

basement screenwalls, cavity walls and cavities, hanger walls, structural walls and columns, sump pits, metal louvers, fire services inlets, shutter cabinet, water meter cabinets, hose reel cabinets, car park exhaust shafts, smoke exhaust fan room, exhaust fan room, make up fan room, mechanical ventilation room and the areas for installation of those equipment and facilities relating to the Fire Safety Management Plan.

“Car Park Common Facilities” means all those installations and facilities in the Car Park Common Areas used in common by or installed for the common benefit of the Owners and occupiers of the Car Parking Spaces and not for the exclusive use or benefit of any individual Owner of the Car Parking Space or the development as a whole and, without limiting the generality of the foregoing, including drains, manhole, surface channels, covered channels, water mains, water tanks, sewers, gutters, slop sinks, sand buckets, fire extinguishers, petrol interceptors, cables, sprinkler system, ducts, air-conditioning vent ducts, stair pressurization ducts, pressurization ducts, air release ducts, electrical ducts, vent ducts, electric vehicle ducts, fire services ducts, pipe ducts, pipes, hose reels, wires, signage, traffic lights, railings, flushing and fresh water intakes (if any) and mains, fire fighting or security equipment and facilities, sump pumps, switches, meters, lights, smoke vents, smoke exhaust ducts, car park exhaust air ducts, carpark armbarrier system and carpark management system (excluding the residential visitor parking management system and loading/unloading space management system), equipment and facilities relating to the Fire Safety Management Plan and other apparatus and equipment and facilities.

“Phase 1” means all those parts of the Estate comprising, inter alia, Nos. 1, 2, 3, 5, 6 and 7 (consisting of 115 Residential Units),194 Residential Parking Spaces (i.e. Residential Parking Spaces Nos. 1 to 40 on Basement 1, Nos. 1 to 92 on Basement 2 and Nos. 1 to 62 on Basement 3), 20 Motor Cycle Parking Spaces (i.e. Motor Cycle Parking Spaces Nos. M1 to M9 and M11 to M21 on Basement 2), the Estate Common Areas in Phase 1 and Estate Common Facilities in Phase 1, the Residential Common Areas in Phase 1 and Residential Common Facilities in Phase 1 and the Car Park Common Areas and Car Park Common Facilities erected or to be erected thereon.

2. The number of undivided shares assigned to each residential property in the Phase

<u>Residential Unit</u>	<u>No. of Undivided Shares</u>
Residential Unit of No.1 in the development :	
2nd Floor with Terrace adjacent thereto of No.1	269
3rd Floor with Balcony of No.1	270
5th Floor with Balcony of No.1	270
6th Floor with Balcony of No.1	270
7th Floor with Balcony of No.1	270
8th Floor with Balcony of No.1	270
9th Floor with Balcony of No.1	270
10th Floor with Balcony of No.1	270
11th Floor with Balcony of No.1	270
12th Floor with Balcony of No.1	270
15th Floor with Balcony of No.1	270
16th Floor with Balcony of No.1	270
17th Floor with Balcony of No.1	270
18th Floor with Balcony of No.1	270
19th Floor with Balcony of No.1	270
20th Floor with Balcony of No.1	270
21st Floor with Balcony of No.1	270
22nd Floor with Balcony of No.1	270
23rd Floor with Terraces adjacent thereto and Roof with swimming pool immediately above of No.1	317
Sub-total :	5,176

<u>Residential Unit</u>	<u>No. of Undivided Shares</u>
Residential Unit of No.2 in the development :	
2nd Floor with Terrace adjacent thereto of No.2	195
3rd Floor with Balcony and Utility Platform of No.2	196
5th Floor with Balcony and Utility Platform of No.2	196
6th Floor with Balcony and Utility Platform of No.2	196
7th Floor with Balcony and Utility Platform of No.2	196
8th Floor with Balcony and Utility Platform of No.2	196
9th Floor with Balcony and Utility Platform of No.2	196
10th Floor with Balcony and Utility Platform of No.2	196
11th Floor with Balcony and Utility Platform of No.2	196
12th Floor with Balcony and Utility Platform of No.2	196
15th Floor with Balcony and Utility Platform of No.2	196
16th Floor with Balcony and Utility Platform of No.2	196
17th Floor with Balcony and Utility Platform of No.2	196
18th Floor with Balcony and Utility Platform of No.2	196
19th Floor with Balcony and Utility Platform of No.2	196
20th Floor with Balcony and Utility Platform of No.2	196
21st Floor with Balcony and Utility Platform of No.2	196
22nd Floor with Balcony and Utility Platform of No.2	196
Sub-total :	3,527

Residential Unit of No.3 in the development :	
1st Floor with Terrace adjacent thereto of No.3	198
2nd Floor with Balcony and Utility Platform of No.3	199
3rd Floor with Balcony and Utility Platform of No.3	199
5th Floor with Balcony and Utility Platform of No.3	199
6th Floor with Balcony and Utility Platform of No.3	199
7th Floor with Balcony and Utility Platform of No.3	199
8th Floor with Balcony and Utility Platform of No.3	199
9th Floor with Balcony and Utility Platform of No.3	199
10th Floor with Balcony and Utility Platform of No.3	199
11th Floor with Balcony and Utility Platform of No.3	199
12th Floor with Balcony and Utility Platform of No.3	199
15th Floor with Balcony and Utility Platform of No.3	199
16th Floor with Balcony and Utility Platform of No.3	199
17th Floor with Balcony and Utility Platform of No.3	199
18th Floor with Balcony and Utility Platform of No.3	199
19th Floor with Balcony and Utility Platform of No.3	199

<u>Residential Unit</u>	<u>No. of Undivided Shares</u>
20th Floor with Balcony and Utility Platform of No.3	199
21st Floor with Balcony and Utility Platform of No.3	199
22nd Floor with Balcony and Utility Platform of No.3	199
23rd Floor with Terraces adjacent thereto and Roof with swimming pool immediately above of No.3	257
Sub-total :	4,037
Residential Unit of No.5 in the development :	
1st Floor with Terrace adjacent thereto of No.5	196
2nd Floor with Balcony and Utility Platform of No.5	197
3rd Floor with Balcony and Utility Platform of No.5	197
5th Floor with Balcony and Utility Platform of No.5	197
6th Floor with Balcony and Utility Platform of No.5	197
7th Floor with Balcony and Utility Platform of No.5	197
8th Floor with Balcony and Utility Platform of No.5	197
9th Floor with Balcony and Utility Platform of No.5	197
10th Floor with Balcony and Utility Platform of No.5	197
11th Floor with Balcony and Utility Platform of No.5	197
12th Floor with Balcony and Utility Platform of No.5	197
15th Floor with Balcony and Utility Platform of No.5	197
16th Floor with Balcony and Utility Platform of No.5	197
17th Floor with Balcony and Utility Platform of No.5	197
18th Floor with Balcony and Utility Platform of No.5	197
19th Floor with Balcony and Utility Platform of No.5	197
20th Floor with Balcony and Utility Platform of No.5	197
21st Floor with Balcony and Utility Platform of No.5	197
22nd Floor with Balcony and Utility Platform of No.5	197
Sub-total :	3,742
Residential Unit of No.6 in the development :	
1st Floor with Terrace adjacent thereto of No.6	196
2nd Floor with Balcony and Utility Platform of No.6	197
3rd Floor with Balcony and Utility Platform of No.6	197
5th Floor with Balcony and Utility Platform of No.6	197
6th Floor with Balcony and Utility Platform of No.6	197
7th Floor with Balcony and Utility Platform of No.6	197
8th Floor with Balcony and Utility Platform of No.6	197
9th Floor with Balcony and Utility Platform of No.6	197
10th Floor with Balcony and Utility Platform of No.6	197

<u>Residential Unit</u>	<u>No. of Undivided Shares</u>
11th Floor with Balcony and Utility Platform of No.6	197
12th Floor with Balcony and Utility Platform of No.6	197
15th Floor with Balcony and Utility Platform of No.6	197
16th Floor with Balcony and Utility Platform of No.6	197
17th Floor with Balcony and Utility Platform of No.6	197
18th Floor with Balcony and Utility Platform of No.6	197
19th Floor with Balcony and Utility Platform of No.6	197
20th Floor with Balcony and Utility Platform of No.6	197
21st Floor with Balcony and Utility Platform of No.6	197
22nd Floor with Balcony and Utility Platform of No.6	197
23rd Floor with Terraces adjacent thereto and Roof with swimming pool immediately above of No.6	281
Sub-total :	4,023
Residential Unit of No.7 in the development :	
1st Floor with Terrace adjacent thereto of No.7	210
2nd Floor with Balcony and Utility Platform of No.7	211
3rd Floor with Balcony and Utility Platform of No.7	211
5th Floor with Balcony and Utility Platform of No.7	211
6th Floor with Balcony and Utility Platform of No.7	211
7th Floor with Balcony and Utility Platform of No.7	211
8th Floor with Balcony and Utility Platform of No.7	211
9th Floor with Balcony and Utility Platform of No.7	211
10th Floor with Balcony and Utility Platform of No.7	211
11th Floor with Balcony and Utility Platform of No.7	211
12th Floor with Balcony and Utility Platform of No.7	211
15th Floor with Balcony and Utility Platform of No.7	211
16th Floor with Balcony and Utility Platform of No.7	211
17th Floor with Balcony and Utility Platform of No.7	211
18th Floor with Balcony and Utility Platform of No.7	211
19th Floor with Balcony and Utility Platform of No.7	211
20th Floor with Balcony and Utility Platform of No.7	211
21st Floor with Balcony and Utility Platform of No.7	211
22nd Floor with Balcony and Utility Platform of No.7	211
Sub-total :	4,008

Notes : (1) There is no designation of No.4.
(2) “*” = There are no designation of 4/F, 13/F and 14/F.
(3) There is no Residential Unit on 1/F of No.1 and No.2.

Remark: The number of management shares of a residential property is the same as the number of undivided shares allocated to that residential property. However, the total number of undivided

shares in the development is different from the number of management shares in the development. The total number of management shares of all residential properties in the Phase is 24,513. The total number of management shares of all residential properties in the development is 37,210. The total number of management shares in the Phase is 25,503. The total number of management shares in the development is 38,731.

3. The term of years for which the manager of the Phase is appointed

Subject to the provisions of the Building Management Ordinance (Chapter 344 of the Laws of Hong Kong), and sub-clauses (b) and (c) of Clause 2 of Sub-section A of Section VI of the Deed of Mutual Covenant, the DMC Manager, Goodwell Property Management Limited, is appointed as the first manager to manage the land and the development for the initial term of TWO years from the date of the Deed of Mutual Covenant and thereafter shall continue to manage the development until its appointment is terminated in accordance with the provisions of the Deed of Mutual Covenant.

4. The basis on which the management expenses are shared among the owners of the residential properties in the Phase

The Manager shall determine the amount which each Owner shall contribute towards the management expenditure in accordance with the following principles :

- (a) Each Owner of a Unit of the development shall contribute to the amount assessed under Part A of the annual Management Budget in the proportion which the number of the Management Shares allocated to his Unit bears to the total number of the Management Shares allocated to all Units of and in the development. Part A shall cover the estimated management expenditure which in the opinion of the Manager are attributable to the management and maintenance of the Estate Common Areas and the Estate Common Facilities or for the benefit of all the Owners (excluding those estimated management expenditure contained in Part B and Part C of the Management Budget). Before the issuance of Consent to Assign of Phase 2 or the Certificate of Compliance for the Land, Part A shall only show the estimated expenditure of the management and maintenance of Phase 1 of the Estate and in particular the Estate Common Areas in Phase 1 and Estate Common Facilities in Phase 1. Upon the issuance of the Consent to Assign of Phase 2 or the Certificate of Compliance for the Land, Part A shall show the estimated expenditure of the management and maintenance of the Estate as a whole and in particular the Estate Common Areas and Estate Common Facilities;
- (b) Each Owner in addition to the amount payable under (a) above shall in respect of each Residential Unit of which he is the Owner contribute to the amount assessed under Part B of the annual Management Budget in the proportion which the number of Management Shares allocated to his Residential Unit bears to the total number of the Management Shares allocated to all Residential Units of and in the development. Part B shall contain the estimated management expenditure which in the opinion of the Manager are attributable solely to the management and maintenance of the Residential Common Areas and the Residential Common Facilities or solely for the benefit of all the Owners of the Residential Units including but not limited to the expenditure for the operation, maintenance, repair, cleaning, lighting and security of the Recreational Facilities and for the avoidance of doubt, Part B shall also contain such parts of the estimated management expenditure in respect of the Car Park Common Areas and the Car Park Common Facilities which in the reasonable opinion of the Manager are attributable to the use of the Visitors' Parking Spaces and Loading and Unloading Spaces. Before the issuance of Consent to Assign of Phase 2 or the Certificate of Compliance for the Land, Part B shall only show the estimated expenditure of the management and maintenance of the Residential Common Areas in Phase 1 and

Residential Common Facilities in Phase 1. Upon the issuance of the Consent to Assign of Phase 2 or the Certificate of Compliance for the Land, Part B shall show the estimated expenditure of the management and maintenance of the Residential Common Areas and Residential Common Facilities; and

- (c) Each Owner in addition to the amount payable under (a) above shall in respect of each Car Parking Space of which he is the Owner contribute to the amount assessed under Part C of the annual Management Budget in the proportion which the number of Management Shares allocated to his Car Parking Space bears to the total number of Management Shares allocated to all Car Parking Spaces of and in the development. Part C shall contain the estimated management expenditure which in the opinion of the Manager are attributable solely to the management and maintenance of the Car Park Common Areas and the Car Park Common Facilities or solely for the benefit of all the Owners of the Car Parking Spaces excluding for the avoidance of doubt, parts of the estimated management expenditure in respect of the Car Park Common Areas and the Car Park Common Facilities which in the reasonable opinion of the Manager are attributable to the use of the Visitors' Parking Spaces and Loading and Unloading Spaces which shall be treated as falling within Part B of the annual Management Budget.

Unless otherwise determined by the Manager each Owner shall on the first day of each and every calendar month pay to the Manager a sum representing one-twelfth of such Owner's liability to contribute to the management expenditure for that year.

5. The basis on which the management fee deposit is fixed

The first Owner of each Unit shall upon assignment of the Unit from the Registered Owner deposit with the Manager as security for the due payment of all amounts which may be or become payable by him under the Deed of Mutual Covenant a sum equivalent to one month's monthly contribution of the first year's budgeted management expenses and such sum shall not be used to set off against monthly contribution of the management expenses or any other contributions to be made by him and such sum is non-refundable but transferable.

6. The area in the Phase retained by the owner for its own use

There is no area in the Phase which is retained by the vendor for its own use as referred to in section 14(2)(f), Part 1, Schedule 1 of Residential Properties (First-hand Sales) Ordinance.

Remark: The Development is/will be governed under one deed of mutual covenant. There is/will be no separate sub-deed of mutual covenant for a phase in the Development.

1. 發展項目位於內地段第8949號(「該地段」)。
2. 「該地段」的批租年期為2011年6月9日起計50年。
3. 「批地文件」第(8)條批地特別條款訂明：
「該地段」或其任何部分或該處已建或擬建的任何建築物或任何建築物部分除作私人住宅用途外，不可作任何其他用途。
4. 「批地文件」第(7)條批地特別條款訂明：
「買方」應發展「該地段」，並全面遵照此等「批地條款」和香港現時或隨時生效的所有建築、衛生及規劃相關「條例」、附例及規例在「該地段」興建一座或多座建築物。上述建築物應在2017年6月30日(註：政府已批准將該日期延至2018年6月30日)或之前建成並適宜佔用居住。
5. 「批地文件」第(12)條批地一般條款訂明：
「買方」如有違反此等「批地條款」，或「買方」導致毗連或毗鄰土地或「該地段」受任何損害或泥土及地下水污染，而「署長」(其意見將作終論並對「買方」約束)認為上述損害或泥土及地下水污染乃因「買方」使用「該地段」、發展或重建該地段或其任何部分、或於「該地段」上進行任何活動或其他工程所致，不論有關的使用、發展或重建、進行活動或工程乃遵從或違反此等「批地條款」亦然，「買方」亦須向「政府」賠償所有由此招致的任何訴訟、法律程序、責任、訴求、費用、開支、損失(財務或其他性質)及索償並確保其免責。
6. 「批地文件」第(14)條批地一般條款訂明：
 - (a) 「買方」應在整個批租期內遵照此等「批地條款」進行建造或重建(本詞指下文(b)款所述的重建工程)：
 - (i) 依照經批核的設計和及規劃和任何核准建築圖則(不得作任何更改或修改)維修所有建築物；及
 - (ii) 維修現已或此後將會遵照此等「批地條款」或日後任何合約修訂條文建造的所有建築物，使其狀況良好及維修充足，以及在批租期屆滿或提前終止時以此等的維修及狀況交還此等建築物。
 - (b) 如在批租期內任何時間拆卸「該地段」或其任何部分的任何現有建築物，「買方」必須另建健全穩固的一座或多座同類型建築物而樓面總面積不少於現有建築物或有關類型和價值經「署長」批核的一座或多座建築物作替代。倘如上所述拆卸建築物，「買方」應在該拆卸的一(1)個曆月內向「署長」申請同意在「該地段」進行重建工程。「買方」接獲同意書後，必須在三(3)個曆月內展開必要的重建工程，並於「署長」指定的期限內以「署長」滿意的方式完成重建。
7. 「批地文件」第(16)條批地一般條款訂明：
此等「批地條款」訂明拓建的任何私家街、私家路及後巷，選址必須令「署長」滿意，並按照「署長」決定納入或不涵蓋於批租土地範圍。無論屬何情況，此等私家街、私家路及後巷必須在「政府」規定時免費交還「政府」。如向「政府」交還上述私家街、私家路及後巷，「政府」將進行該處的路面、路緣石、排水渠(包括污水及雨水渠)、渠道及路燈建設工程，費用由「買方」支付，其後則以公帑維修。如上述私家街、私家路及後巷仍屬於批租土地一部分，「買方」應自費在該處提供照明、路面、路緣石、排水渠、渠道及進行維修工程，以全面令「署長」滿意。「署長」可基於公眾利益按需要在該處執行或達致執行路燈安裝和維修工程，「買方」須承擔路燈安裝工程資本開支，並且允許工人及車輛自由進出批租土地範圍，以便安裝和維修路燈。

8. 「批地文件」第(2)條批地特別條款訂明：
「買方」確認於本協議訂立日，「該地段」及「批地文件」所夾附圖則以綠色加黑點顯示的範圍(以下簡稱「綠色加黑點範圍」)內現存有某些建築物及構築物，「買方」應自費拆卸和清拆上述建築物及構築物。如因上述建築物及構築物的存在導致「買方」蒙受任何損害、滋擾或騷擾，「政府」概不承擔任何責任或義務。如因上述建築物及構築物的存在、使用或其後進行拆卸和清拆工程而直接或間接引起任何責任、索償、費用、訴求、訴訟或其他程序等，「買方」現承諾向「政府」作出賠償並確保其免責。
 9. 「批地文件」第(3)條批地特別條款訂明：
 - (a) 「買方」應：
 - (i) 於本「協議」訂立日後七十二(72)個曆月內或「署長」批准的其他延長期限內，自費以「署長」批准的方式、物料、標準、樓層、定線和設計進行下列工程，以全面令「署長」滿意：
 - (I) 分別鋪設及平整現於「批地文件」所夾附圖則以綠色顯示的日後擬建公共道路部分(以下別簡稱「綠色範圍」)及「綠色加黑點範圍」；及
 - (II) 提供及建造「署長」全權酌情要求的巴士停車處、橋、隧道、上跨路、下通道、下水道、高架道路、天橋、行人路、道路或其他構築物(以下統稱「構築物」)；
 - 以便於「綠色範圍」及「綠色加黑點範圍」建造建築物及供車輛和行人往來。
 - (ii) 於本「協議」訂立日後七十二(72)個曆月內或「署長」批准的其他延長期限內，自費以「署長」滿意的方式在「綠色範圍」及「綠色加黑點範圍」鋪設表面、建造路緣和渠道，並且為此等設施提供「署長」指定的溝渠、污水管、排水渠、消防栓連接駁總水管的水管、街燈、交通標誌、街道傢俬及道路標記；及
 - (iii) 自費維修「綠色範圍」及「綠色加黑點範圍」連同「構築物」和在該處建造、安裝及提供之所有構築物、表面、溝渠、污水管、排水渠、消防栓、服務設施、街燈、交通標誌、街道傢俬、道路標記及植物，以令「署長」滿意，直至「綠色範圍」及「綠色加黑點範圍」的佔管權按照「批地文件」第(4)條批地特別條款交回「政府」為止。
 - (b) 如「買方」不履行本批地特別條款(a)款訂明於指定期限內其應承擔的責任，「政府」可執行必要的工程，費用由「買方」支付。「買方」須在接獲通知時向「政府」支付相等工程費用的款項，金額由「署長」釐定，其決定將作終論並對「買方」約束。
10. 「批地文件」第(4)條批地特別條款訂明：
茲為執行「批地文件」第(3)條批地特別條款所述的必要工程，「買方」將在本「協議」訂立日獲授予「綠色範圍」及「綠色加黑點範圍」的佔管權。「綠色範圍」及「綠色加黑點範圍」的佔管權將於「政府」通知時交還「政府」，或在「署長」向「買方」發出函件說明所有此等「批地條款」已妥善履行令其滿意當日被視為已交還「政府」。「買方」佔管「綠色範圍」及「綠色加黑點範圍」期間，應允許所有「政府」及公共車輛和行人於任何合理時間自由進出和通行「綠色範圍」及「綠色加黑點範圍」，此外並要確保執行「批地文件」第(3)條批地特別條款等指定的工程時不會干預或阻礙該處的出入通行權。

11.「批地文件」第(5)條批地特別條款訂明：

如非事前獲「署長」書面同意，「買方」不可使用「綠色範圍」及「綠色加黑點範圍」作儲物用途或在該處搭建任何臨時構築物，又或用作本文第(3)條批地特別條款訂明工程以外的其他用途。

12.「批地文件」第(12)條批地特別條款訂明：

- (a)「買方」可在「該地段」內搭建、建造和提供經「署長」書面批准的康樂設施及該處的附屬設施（以下簡稱「設施」）。「設施」的類型、大小、設計、高度及規劃亦須事前提提交「署長」書面批核。
- (c)如「設施」任何部分依照本批地特別條款(b)款規定豁免計入樓面總面積及上蓋面積（以下簡稱「豁免設施」）：
 - (ii)「買方」應自費維修「豁免設施」以保持其狀況良好及維修充足，並負責運作「豁免設施」以令「署長」滿意；及
 - (iii)「豁免設施」只可供現已或將建於「該地段」的一座或多座住宅大廈居民及彼等之真正訪客使用，任何其他人士或人等不可使用。

13.「批地文件」第(13)條批地特別條款訂明：

- (a)如非事前獲「署長」書面同意，而「署長」給予同意時可附加其視為恰當的移植、補償園景工程或再植條件，概不可移除或干預任何現於「該地段」或「批地文件」所夾附圖則以綠色間黑交叉線顯示的範圍（以下簡稱「綠色間黑交叉線範圍」）或「該地段」及「綠色間黑交叉線範圍」毗連土地生長的樹木。

14.「批地文件」第(14)條批地特別條款訂明：

- (a)「買方」應自費提交園景總綱圖予「署長」，述明遵照本批地特別條款(b)款規定在「該地段」進行園景工程的位置、規劃和布局，以供「署長」審批。
- (b)(ii)「該地段」不少於20%面積須種植樹木、灌叢或其他植物；
 - (iii)本批地特別條款(b)(ii)款所載的20%面積中不少於50%（以下簡稱「綠化範圍」）應在「署長」全權酌情指定的位置或樓層提供，以確保路過行人可觀賞「綠化範圍」或進入「該地段」的人士或人等可通行該處；
- (c)「買方」應自費按照經批核的園景總綱圖在「該地段」進行園景美化，以全面令「署長」滿意。如非事前獲「署長」書面同意，不得修改、更改、改動、改變或取代經批核的園景總綱圖。
- (d)「買方」其後應自費保養和維修園景工程，以維持其安全、清潔、整齊、井然及健康的狀態，全面令「署長」滿意。

15.「批地文件」第(18)條批地特別條款訂明：

- (a)「買方」須自費以食物環境衛生署署長滿意的方式提供和維持用以存放及收集垃圾的設施。「買方」應在「該地段」內提供一個令「署長」滿意的車位，以供垃圾車停泊及裝卸。該車位應闊5米及長12米，最低淨空高度為4.5米。該車位除供與「該地段」已建或擬建的一座或多座建築物相關的垃圾裝卸外，不得作任何其他用途。「買方」應允許食物環境衛生署署長、其人員、承辦商和工人於所有合理時間通行、進出及往返「該地段」及上述車位，以便收集、清理和處置「該地段」或其任何部分的垃圾。

- (b)倘因為或鑒於食物環境衛生署署長行使本批地特別條款(a)款訂明的權利等，導致或引起「買方」或任何其他人士招致或蒙受任何損失、損害、滋擾或騷擾等，「政府」概不承擔任何責任。「買方」不可就此等損失、損害、滋擾或騷擾向食物環境衛生署署長、其人員、承辦商或工人索償等。

16.「批地文件」第(19)條批地特別條款訂明：

- (a)(i)「買方」現確認，鑒於「該地段」西南面「綠色間黑交叉線範圍」內的天然地勢，「該地段」可能受山泥傾瀉危險影響，包括礫石瀉墜。「買方」在「該地段」展開任何建築工程之前（不包括本文第(2)條批地特別條款所載的拆卸工程但包括地盤平整工程），必須自費聘請工程師或顧問或認可人士（釋義以《建築物條例》、其任何附屬規例及相關修訂法例或其取代法例所訂為準），以在「該地段」及「綠色間黑交叉線範圍」就山泥傾瀉、危害及任何防止礫石瀉墜的穩定或防護工程進行詳細的岩土勘探（以下簡稱「勘探工程」）。「買方」應編製「勘探工程」的報告提交土力工程處，以供處方核查和審批。如非事前獲「署長」書面同意，「買方」不可在「綠色間黑交叉線範圍」外的任何「政府」土地進行任何土地勘探。
- (ii)「買方」現確認及接納，不論執行「勘探工程」或任何防止礫石瀉墜的穩定或防護工程所招致的所有費用、收費、付費及開支等，一律由「買方」自費獨力承擔，「政府」毋須就此等費用、收費、付費及開支向「買方」或其繼承人及受讓人承擔任何責任。
- (b)「勘探工程」獲批准後，「買方」應按土力工程處規定或批准，自費在「該地段」及「綠色間黑交叉線範圍」內執行所有必要的緩解及穩定工程（以下簡稱「工程」），以全面令「署長」及土力工程處滿意。
- (c)如「政府」或「買方」或雙方均認為有需要在涵蓋「綠色間黑交叉線範圍」的任何「政府」土地進行緩解及穩定工程（以下簡稱「外部工程」），「買方」應在接獲「署長」批准或規定執行「外部工程」時，自費以「署長」滿意的方式進行及完成「外部工程」，此外並於「署長」指定的期限內自費到土地註冊處就「該地段」註冊「署長」接納的列明「外部工程」的位置和範圍的記錄圖則。
- (d)茲毋損本文第(33)條批地特別條款之一般規定，「買方」在本文協定的整個批租年期內，一直自費維修「工程」及「外部工程」，以保持其狀況良好及維修充足，以令「署長」滿意，確保「工程」和「外部工程」可持續正常運作。除「政府」可就「買方」失責不遵照本文規定維修「工程」及「外部工程」而向「買方」行使任何權利或補償權外，「署長」亦有權發出書面通知要求「買方」在其全權酌情視為恰當的期限內執行所有及任何關乎「工程」及「外部工程」的維修工程。如「買方」疏忽或未能在通知指定的期限內執行通知的規定以令「署長」滿意，「署長」可即時執行和進行所需的維修工程，「買方」須在接獲通知時向「政府」支付相等相關工程費用的款項，以及任何行政費用和專業付費及收費。有關款項的金額由「署長」釐定，其決定將作終論並對「買方」約束。
- (g)因進行「勘探工程」、「工程」及「外部工程」和相關檢驗與維修工程而對「綠色間黑交叉線範圍」及任何其他毗連或毗鄰「政府」或批租土地產生或引致損害，「買方」應自費以「署長」全面滿意的方式還原及修葺。
- (h)如因「買方」遵照本批地特別條款的規定進行或擬進行任何工程，或因「買方」遺漏、疏忽或失責不執行任何防止「綠色間黑交叉線範圍」山泥傾瀉危害（包括礫石瀉墜）的任何

穩定或防護工程，以致引起或連帶造成任何訴訟、法律程序、責任、索償、費用、開支或訴求等，「買方」將向「政府」作出賠償並確保其免責。倘因為或鑒於「買方」遵照本批地特別條款行使其通行權而招致或蒙受任何損失、損害、滋擾或騷擾等，「政府」、其人員及承辦商概毋須就此承擔責任，「買方」不可就此等損失、損害、滋擾或騷擾向「政府」、其人員及承辦商提出任何索償。

17.「批地文件」第(24)條批地特別條款訂明：

- (a) (i) 「該地段」範圍內應提供「署長」滿意的車位，以供停泊根據《道路交通條例》、其任何附屬規例及相關修訂法例或其取代法例規定持牌而屬於「該地段」已建或擬建的一座或多座建築物內各住宅單位居民及彼等的真正賓客、訪客或獲邀人士的車輛（以下簡稱「住宅車位」），並按照「批地文件」第(24)(a)(i)條批地特別條款列明「該地段」已建或擬建住宅單位各自的面積計算配置比例（除非「署長」同意以有別於該表列明的其他比例或數額配置「住宅車位」）。
- (iv) 如「該地段」任何已建或擬建的住宅單位大廈提供超過75個住宅單位，「該地段」應額外提供車位，以供停泊根據《道路交通條例》、其任何附屬規例及相關修訂法例或其取代法例持牌而屬於「該地段」已建或擬建一座或多座建築物居民的真正賓客、訪客或獲邀人士的車輛，分配比例為每座住宅單位大廈設置五(5)個車位，又或採用「署長」批准的其他比例，但最少須設有一(1)個此等車位。住宅單位數目少於75個的大廈配置「訪客車位」及其比例應在事前經「署長」以書面批准或指定。
- (v) 遵照本批地特別條款(a)(i)及(a)(ii)款（可遵照「批地文件」第(26)條批地特別條款規定調整）和本批地特別條款(a)(iv)款提供的車位除作上述條款分別訂明的用途外，不可作任何其他用途，其中特別禁止在車位存放、陳列或展示車輛作招售等用途或經營洗車及汽車美容服務。
- (b) (i) 「買方」應從遵照本批地特別條款(a)款提供的車位中預留及劃出多個車位，以供符合《道路交通條例》、其任何附屬規例及相關修訂法例或其取代法例定義的傷殘人士停泊車輛，按照「批地文件」第(24)(b)(i)條批地特別條款列明的比例配置，或採用「署長」批准的其他比例。
- (iii) 遵照本批地特別條款(b)(i)款提供的車位除供符合《道路交通條例》、其任何附屬規例及相關修訂法例或其取代法例定義的傷殘人士停泊屬於「該地段」已建或擬建一座或多座建築物居民及彼等之真正賓客、訪客或獲邀人士的車輛外，不可作任何其他用途，其中特別禁止在車位存放、陳列或展示車輛作招售等用途或經營洗車及汽車美容服務。
- (c) (i) 「該地段」應提供「署長」滿意的車位，以供停泊根據《道路交通條例》、其任何附屬規例及相關修訂法例或其取代法例持牌而屬於「該地段」已建或擬建一座或多座建築物居民及彼等真正賓客、訪客或獲邀人士的電單車（以下簡稱「電單車車位」）。除非「署長」另外同意其他分配比例，否則分配比例為遵照本批地特別條款(a)(i)及(a)(ii)款（可根據「批地文件」第(26)條批地特別條款調整）所提供車位總額的百分之十(10%)。倘應提供的車位數目為小數位數，則進位最接近之整數。
- (ii) 遵照本批地特別條款(c)(i)款（可根據「批地文件」第(26)條批地特別條款修改）提供的車位除作該款訂明的用途外，不可作任何其他用途，其中特別禁止在車位存放、陳列或展示車輛作招售等用途或經營洗車及汽車美容服務。

18.「批地文件」第(25)條批地特別條款訂明：

- (a) 「該地段」應提供「署長」滿意的車位供貨車上落貨，比例為「該地段」已建或擬建每座住宅單位大廈一(1)個車位，或採用「署長」批准的其他比例。上落貨車位應位於每座相關大廈的大門入口35米範圍內。
- (b) 每個遵照本批地特別條款(a)款提供的車位應闊3.5米及長11.0米，最低淨空高度為4.7米。此等車位除供與該款所載的一座或多座建築物相關的貨車上落貨外，不得作任何其他用途。

19.「批地文件」第(28)條批地特別條款訂明：

- (a) 儘管「買方」已以「署長」滿意的方式履行及遵守此等「批地條款」，「住宅車位」及「電單車車位」不可：
 - (i) 轉讓，除非：
 - (I) 連同賦予專有權使用及佔用「該地段」已建或擬建的一座或多座建築物內一個或多個住宅單位的不分割份數一併轉讓；或
 - (II) 承讓人現時已擁有具專有權使用及佔用「該地段」已建或擬建的一座或多座建築物內一個或多個住宅單位的不分割份數；或
 - (ii) 分租（租予「該地段」已建或擬建的一座或多座建築物內住宅單位之居民除外）。

於任何情況下，「該地段」已建或擬建的一座或多座建築物內任何一個住宅單位的擁有人或居民概不可承讓或承租總數多於三(3)個「住宅車位」及「電單車車位」。

20.「批地文件」第(30)條批地特別條款訂明：

「買方」須向「署長」提交一份經「署長」批核並且列明將會按照「批地文件」第(18)、(24)條批地特別條款（可根據「批地文件」第(26)條批地特別條款調整）及第(25)條批地特別條款於該地段範圍內提供所有車位及上落貨車位的圖則，或經「認可人士」（釋義以《建築物條例》、其任何附屬規例及相關修訂法例或其取代法例所訂為準）核證的圖則。交妥圖則之前，不可進行任何影響「該地段」或其任何部分或該處任何已建或擬建任何建築物或任何建築物部分的交易（依照「批地文件」第(20)(c)條批地特別條款所訂的租約、租務合約或相關協議，以及「批地文件」第(20)(d)條批地特別條款所訂建築按揭或「署長」批准的其他交易除外）。上述核准圖則載明的上述車位及上落貨車位除作「批地文件」第(18)、(24)及(25)條批地特別條款分別訂明的用途外，不可作任何其他用途。「買方」應遵照上述核准圖則維修車位及上落貨車位和其他地方，包括但不限於電梯、樓梯平台和運轉及通道地方。除非事前獲「署長」書面同意，否則不可更改核准圖則。除上述核准圖則註明的車位外，「該地段」或該處任何建築物或構築物均不可作泊車用途。

21.「批地文件」第(33)條批地特別條款訂明：

- (a) 如「該地段」或任何「政府」土地現時或以往曾經配合或因應「該地段」或其任何部分的塑造、平整或發展事宜進行任何削土、移土或土地後移工程，或任何建造或填土工程或任何類型的斜坡處理工程等，或此等「批地條款」等規定「買方」執行的任何其他工程或為任何其他目的執行工程，不論事前是否獲「署長」書面同意，「買方」亦須在當時或嗣後任何時間，按需要自費進行及建造斜坡處理工程、護土牆或其他支承結構、防護結構、排水或輔助或其他工程，以保護和支撐「該地段」內的土地及任何毗連或毗鄰「政府」土地或已批租土地，同時避免及防止其後發生滑土、山泥傾瀉

或地陷。「買方」應在本文協定的批租年期內的任何時間自費維修上述土地、斜坡處理工程、護土牆或其他支承結構、防護結構、排水或附屬或其他工程，以保持其狀況良好及維修充足，令「署長」滿意。

- (c) 無論何時，如因「買方」進行任何塑造、平整、發展或其他工程或因其他原因導致或引起「該地段」內的土地或任何毗連或毗鄰「政府」土地或已批租土地發生任何滑土、山泥傾瀉或地陷，「買方」須自費還原並修葺該處，以令「署長」滿意，同時向「政府」、其代理及承辦商因此等滑土、山泥傾瀉或地陷而蒙受或招致或可能蒙受或招致的所有費用、收費、損害、訴求及索償作出賠償，並確保彼等免責。
- (d) 除享有本文訂明可就違反此等「批地條款」追討之任何其他權利或補償權外，「署長」另有權向「買方」發出書面通知，要求「買方」進行、建造和維修上述的土地、斜坡處理工程、護土牆或其他支承結構、防護結構、排水或輔助或其他工程，又或還原並修葺任何滑土、山泥傾瀉或地陷範圍。如「買方」疏忽或不在通知所訂明的期限內以「署長」滿意的方式遵從通知，「署長」可即時執行及進行必要的工程。「買方」必須在接獲通知時向「政府」償還有關的費用，以及任何行政或專業收費與費用。

22. 「批地文件」第(35)條批地特別條款訂明：

如「該地段」或其任何部分的發展或重建項目或其任何部分已安裝預應力地錨，「買方」應自費在預應力地錨的整個使用周期內定期維修和監察，以令「署長」滿意，並且在「署長」不時全權酌情要求時提交上述監察工程的報告及資料。如「買方」疏忽或不執行規定的監察工程，「署長」可即時執行和進行監察工程，「買方」必須在接獲通知時向「政府」償還有關的費用。

23. 「批地文件」第(36)條批地特別條款訂明：

- (a) 如源自「該地段」或受「該地段」任何發展項目影響的其他地方之廢土、泥石、瓦礫、建築廢物或建材（以下簡稱「廢物」）被侵蝕、沖流或棄置於公共小巷或道路，又或排進道路下水道、前濱或海床、污水管、雨水渠或明渠或其他「政府」產業（以下簡稱「政府產業」），「買方」必須自費清理「廢物」和修復受損的「政府產業」，此外並須就「廢物」的侵蝕、沖流或棄置而導致私人物業蒙受損害或滋擾所引致的所有訴訟、索償及訴求向「政府」賠償，並確保其免責。
- (b) 儘管有本批地特別條款第(a)段，「署長」可以（惟沒有義務）應「買方」要求清理廢物和修復對「政府」產業的損害，而「買方」須應要求向「政府」支付有關費用。

24. 「批地文件」第(37)條批地特別條款訂明：

「買方」時刻均須採取所有妥善及充足的謹慎、技能和預防措施，其中尤以任何拆卸、清拆、建造、維修、更新或修理工程（以下簡稱「建築工程」）施工期間為要，藉以避免任何損壞、干擾或阻塞位於、貫穿、跨越、在其下或毗連「該地段」或其任何部分或「綠色範圍」、「綠色加黑點範圍」或「綠色間黑交叉線範圍」或以上任何一處當中任何部分的「政府」或其他現有排水渠、水道或渠道、總水管、道路、行人道、街道傢俬、污水管、明渠、水管、電纜、電線、公用服務設施或其他任何工程或裝置（以下統稱「服務設施」）。「買方」執行任何「建築工程」之前，必須進行或達致進行妥善調查及查詢，以核實「服務設施」的現時的位置及水平，並須以書面向「署長」提交處理任何可能受「建築工程」影響的「服務設施」之建議書以待全面審批。在「署長」以書面批准「建築工程」及上述建議書之前，「買方」不得展開任何工程。此外，「買方」應遵從及自費履行「署長」給予上述批准時就「服務設施」制訂的規定，包括作出任何必要改道、重鋪或還原工程的費用。再者，「買方」須

自費以「署長」滿意的方式修理、修復及還原因「建築工程」（明渠、污水管、雨水渠或總水管例外，除非「署長」另作決定，否則此等渠道應由「署長」修復，而「買方」須在「政府」通知時支付有關工程的費用）導致「該地段」或「綠色範圍」、「綠色加黑點範圍」或「綠色間黑交叉線範圍」或以上任何一處當中任何部分或任何「服務設施」蒙受的損害、干擾或阻塞。如「買方」不在「該地段」或其任何部分或「綠色範圍」、「綠色加黑點範圍」或「綠色間黑交叉線範圍」或以上任何一處當中任何部分或任何「服務設施」執行此等必要的改道、重鋪、修理、修復及還原工程以令「署長」滿意，「署長」可按其認為必要執行此等改道、重鋪、修理、還原或修復工程，「買方」須在「政府」通知時支付有關工程的費用。

25. 「批地文件」第(38)條批地特別條款訂明：

- (a) 「買方」應按「署長」視為必要，自費以「署長」滿意的方式在「該地段」邊界範圍內或「政府」土地上建造和維修排水渠及渠道，以截流和引流所有落下或流進「該地段」的暴雨水或雨水至最鄰近的河溪、集水井、渠道或「政府」雨水渠。倘此等暴雨水或雨水造成任何損害或滋擾以致引起任何訴訟、索償及索求，「買方」必須承擔全責並向「政府」及其人員賠償及確保其免責。
- (b) 接駁「該地段」任何排水渠及污水管至已鋪設及啟用之「政府」雨水渠及污水管的工程可由「署長」負責執行。「署長」毋須就由此引致的任何損失或損害向「買方」承擔責任，而「買方」接獲「政府」通知時須向「政府」支付此等接駁工程的費用。此外，「買方」亦可自費以「署長」滿意的方式執行上述接駁工程。於該情況下，位於「政府」土地範圍內的上述接駁工程部分將由「買方」自費維修，如「政府」發出通知，「買方」須將此等工程部分移交「政府」，日後由「政府」自費維修，「買方」並須在「政府」通知時向「政府」繳付上述接駁工程的技術審核費用。如「買方」不維修建於「政府」土地上的上述接駁工程任何部分，「署長」可執行其視為必要的維修工程，「買方」須在「政府」通知時支付有關工程的費用。

26. 「批地文件」第(40)條批地特別條款訂明：

「該地段」不可搭建或建造任何墳墓或骨灰龕，亦不可安葬或放置任何人類或動物遺體，無論置於陶泥金塔或骨灰盅等亦然。

27. 「批地文件」第(41)條批地特別條款訂明：

- (a) (i) 「政府」於本文協定批授的年期內獲例外保留「該地段」低於香港主水平基準以上15米的範圍（以下簡稱「預留地方」），以作《香港鐵路條例》（香港法例第556章）第2條訂明釋義的「地下鐵路」連同附屬鐵路結構與設施（以下統稱「地下鐵路」）之用途。「買方」概無擁有、佔管或使用「預留地方」的權利或業權（除非此等「批地條款」規定），亦概不可就「預留地方」索取任何賠償等。
- (ii) 「政府」、其代理、獲許可人及獲其授權人等（包括地下鐵路公司）並獲例外保留專有權及自由權，可於本文協定的批租年期內在「預留地方」內建造、運作和維修「地下鐵路」。「地下鐵路」建成後，可由「政府」視為恰當的人士或人等以「政府」視為恰當的時間及方式及目的使用「地下鐵路」。
- (b) 「買方」應徹底釐清現已或將會建於「預留地方」的「地下鐵路」範圍，並且不得就建造、存有、運作及維修「地下鐵路」所引致或導致「該地段」或「買方」蒙受任何損害、滋擾、煩擾、損失或任何形式的破壞等而向「政府」或其任何人員、代理、獲許可人、租戶或獲其授權人等（包括地下鐵路公司）索償。

- (c) 「買方」在「該地段」展開任何工程之前，必須諮詢地下鐵路公司，以確保有關工程不會破壞、干預或危害「地下鐵路」的任何鐵路工程、構築物、設施或裝置或「地下鐵路」的安全運作（「署長」所作的有關決定將作終論）。倘「署長」規定，「買方」應自費採取地下鐵路公司指定的防範措施，確保「地下鐵路」的任何鐵路工程、構築物、設施或裝置安全和「地下鐵路」運作安全。於本(c)款，「工程」的釋義包括但不限於地盤勘探工程、拆卸工程、打樁或其他地基工程及其他土木工程和建築工程。
- (d) 「買方」應遵守和履行所有當時生效關於「地下鐵路」的所有「條例」、附例及規例和其修訂或其取代法例。
- (e) 「買方」概不可以任何形式干預「地下鐵路」的建造、使用、運作及維修工程。
- (f) 「買方」應自費遵守和履行建築事務監督、消防處處長及所有其他相關「政府」及法定主管當局就「該地段」已建或擬建而接駁或鄰近「地下鐵路」的一座或多座建築物或其任何部分之建造（包括採用的物料）、修理及維修工程頒布的所有規定。
- (g) 「買方」須在本文協定批授的整個年期內允許「政府」、地下鐵路公司及彼等正式授權的人員、傭僕和承辦商行使權利，不論攜帶工具、機器或設備或駕車與否，於所有合理時間通行、進出、往返及行經「該地段」及建於該處的任何一座或多座建築物以便執行工程和與「地下鐵路」相關的測量、檢查、檢驗、維修、改善或發展事務。「政府」及其正式授權人員、傭僕及承辦商概毋須因為或鑒於彼等行使本款所賦予權利令「買方」招致或蒙受任何損失、損害、滋擾或騷擾而承擔任何責任，「買方」亦不可就任何此等損失、損害、滋擾或騷擾等向彼等索償或就此提出異議。

註：本節中「買方」一詞指「批地文件」訂明的「買方」，如上下文意允許或規定則包括其遺產執行人、遺產管理人和受讓人；如屬公司「買方」則包括其繼承人及受讓人。

1. The development is situated on Inland Lot No.8949 (“the lot”).
2. The lot was granted for a term of 50 years commencing from 9th June 2011.
3. Special Condition No. (8) of the Land Grant stipulates that:-

The lot or any part thereof or any building or part of any building erected or to be erected thereon shall not be used for any purpose other than for private residential purposes.

4. Special Condition No. (7) of the Land Grant stipulates that:-

The Purchaser shall develop the lot by the erection thereon of a building or buildings complying in all respects with these Conditions and all Ordinances, bye-laws and regulations relating to building, sanitation and planning which are or may at any time be in force in Hong Kong, such building or buildings to be completed and made fit for occupation on or before the 30th day of June 2017 (Note: the Government has granted extensions of that date to 30 June 2018).

5. General Condition No. (12) of the Land Grant stipulates that:-

The Purchaser hereby indemnifies and shall keep indemnified the Government against all actions, proceeding, liabilities, demands, costs, expenses, losses (whether financial or otherwise) and claims whatsoever and howsoever arising from any breach of these Conditions or any damage or soil and groundwater contamination caused to adjacent or adjoining land or to the lot where such damage or soil and groundwater contamination has, in the opinion of the Director (whose opinion shall be final and binding upon the Purchaser), arisen out of any use of the lot, or any development or redevelopment of the lot or part thereof or out of any activities carried out on the lot or out of any other works carried out thereon by the Purchaser whether or not such use, development or redevelopment, activities or works are in compliance with these Conditions or in breach thereof.

6. General Condition No. (14) of the Land Grant stipulates that:-

(a) The Purchaser shall throughout the tenancy having built or rebuilt (which word refers to redevelopment as contemplated in sub-clause (b) below) in accordance with these Conditions:-

(i) maintain all buildings in accordance with the approved design and disposition and any approved buildings plans without variation or modification thereto; and

(ii) maintain all buildings erected or which may hereafter be erected in accordance with these Conditions or any subsequent contractual variation of them, in good and substantial repair and condition and in such repair and condition deliver up the same at the expiration or sooner determination of the tenancy.

(b) In the event of the demolition at any time during the tenancy of any building then standing on the lot or any part thereof the Purchaser shall replace the same either by sound and substantial building or buildings of the same type and of no less gross floor area or by building or buildings of such type and value as shall be approved by the Director. In the event of demolition as aforesaid the Purchaser shall within one calendar month of such demolition apply to the Director for consent to carry out building works for the redevelopment of the lot and upon receiving such consent shall within three calendar months thereof commence the necessary works of redevelopment and shall complete the same to the satisfaction of and within such time limit as is laid down by the Director.

7. General Condition No. (16) of the Land Grant stipulates that:-

Any private streets, roads, and lanes which by these Conditions are required to be formed shall be sited to the satisfaction of the Director and included in or excluded from the area to be leased as may be

determined by him and in either case shall be surrendered to the Government free of cost if so required. If the said streets, roads and lanes are surrendered to the Government, the surfacing, kerbing, draining (both foul and storm water sewers), channeling and road lighting thereof shall be carried out by the Government at the expense of the Purchaser and thereafter they shall be maintained at public expense. If the said private streets, roads and lanes remain part of the area to be leased, they shall be lighted, surfaces, kerbed, drained, channelled and maintained by and at the expense of the Purchaser in all respects to the satisfaction of the Director and the Director may carry out or cause to be carried out the installation and maintenance of road lighting for the sake of public interest as required. The Purchaser shall bear the capital cost of installation of road lighting and allow free ingress and egress to and from the area to be leased to workmen and vehicles for the purpose of installation and maintenance of the road lighting.

8. Special Condition No. (2) of the Land Grant stipulates that:-

The Purchaser acknowledges that as at the date of this Agreement, there are some buildings and structures existing on the lot and on the area shown coloured green stippled black on the plan annexed to the Land Grant (hereinafter referred to as “the Green Stippled Black Area”) and the Purchaser shall demolish and remove at his own expense the said buildings and structures. The Government will accept no responsibility or liability for any damage, nuisance or disturbance caused to or suffered by the Purchaser by reason of the presence of the said buildings and structures and the Purchaser hereby indemnifies and shall keep indemnified the Government from and all against all liabilities, claims, costs, demands, actions or other proceedings whatsoever arising whether directly or indirectly out of or in connection with the presence, the use or the subsequent demolition and removal of the said buildings and structures.

9. Special Condition No. (3) of the Land Grant stipulates that:-

(a) The Purchaser shall :

(i) within 72 calendar months from the date of this Agreement or within such other extended period or periods as may be approved by the Director, at his own expense, in such manner with such materials and to such standards, levels, alignment and design as the Director shall approve and in all respects to the satisfaction of the Director:

(I) lay and form those portions of future public roads shown coloured green on the plan annexed to the Land Grant (hereinafter referred to as “the Green Area”) and the Green Stippled Black Area respectively; and

(II) provide and construct such bus laybys, bridges, tunnels, over-passes, under-passes, culverts, viaducts, flyovers, pavements, roads or such other structures as the Director in his sole discretion may require (hereinafter collectively referred to as “the Structures”)

so that building, vehicular and pedestrian traffic may be carried on the Green Area and the Green Stippled Black Area.

(ii) within 72 calendar months from the date of this Agreement or within such other expended periods or periods as may be approved by the Director, at his own expense and to the satisfaction of the Director, surface, kerb and channel the Green Area and the Green Stippled Black Area and provide the same with such gullies, sewers, drains, fire hydrants with pipes connected to water mains, street lights, traffic signs, street furniture and road markings as the Director may require; and

(iii) maintain at his own expense the Green Area and the Green Stippled Black Area together with the Structures and all structures, surfaces, gullies, sewers, drains, fire hydrants,

services, street lights, traffic signs, street furniture, road markings and plant constructed, installed and provided thereon or therein to the satisfaction of the Director until such time as possession of the Green Area and the Green Stippled Black Area has been re-delivered to the Government in accordance with Special Condition No. (4) of the Land Grant.

- (b) In the event of the non-fulfilment of the Purchaser's obligations under sub-clause (a) of this Special Condition within the prescribed period stated therein, the Government may carry out the necessary works at the cost of the Purchaser who shall pay to the Government on demand a sum equal to the cost thereof, such sum to be determined by the Director whose determination shall be final and shall be binding upon the Purchaser.

10. Special Condition No. (4) of the Land Grant stipulates that:-

For the purpose only of carrying out the necessary works specified in Special Conditions No. (3) of the Land Grant, the Purchaser shall on the date of this Agreement be granted possession of the Green Area and the Green Stippled Black Area. The Green Area and the Green Stippled Black Area shall be re-delivered to the Government on demand and in any event shall be deemed to have been re-delivered to the Government by the Purchaser on the date of a letter from the Director indicating that all these Conditions have been complied with to his satisfaction. The Purchaser shall at all reasonable times while he is in possession of the Green Area and the Green Stippled Black Area allow free access over and along the Green Area and the Green Stippled Black Area for all Government and public vehicular and pedestrian traffic and shall ensure that such access shall not be interfered with or obstructed by the carrying out of the works whether under Special Condition No. (3) of the Land Grant or otherwise.

11. Special Condition No. (5) of the Land Grant stipulates that:-

The Purchaser shall not without the prior written consent of the Director use the Green Area and the Green Stippled Black Area for the purpose of storage or for the erection of any temporary structure or for any purposes other than the carrying out of the works specified in Special Condition No. (3) of the Land Grant.

12. Special Condition No. (12) of the Land Grant stipulates that:-

- (a) The Purchaser may erect, construct and provide within the lot such recreational facilities and facilities ancillary thereto (hereinafter referred to as "the Facilities") as may be approved in writing by the Director. The type, size, design, height and disposition of the Facilities shall also be subject to the prior written approval of the Director.
- (c) In the event that any part of the Facilities is exempted from the gross floor area and site coverage calculations pursuant to sub-clause (b) of this Special Condition (hereinafter referred to as "the Exempted Facilities"):
- (ii) the Purchaser shall at his own expense maintain the Exempted Facilities in good and substantial repair and condition and shall operate the Exempted Facilities to the satisfaction of the Director; and
- (iii) the Exempted Facilities shall only be used by the residents of the residential block or blocks erected or to be erected on the lot and their bona fide visitors and by no other person or persons.

13. Special Condition No. (13) of the Land Grant stipulates that:-

- (a) No tree growing on the lot or within the area shown coloured green cross-hatched black on the plan annexed to the Land Grant (hereinafter referred to as "the Green Cross-hatched Black Area") or the areas adjacent to the lot and the Green Cross-hatched Black Area shall be removed or interfered with without the prior written consent of the Director who may, in granting

consent, impose such conditions as to transplanting, compensatory landscaping or replanting as he may deem appropriate.

14. Special Condition No. (14) of the Land Grant stipulates that:-

- (a) The Purchaser shall at his own expense submit to the Director for his approval a landscape master plan indicating the location, disposition and layout of the landscaping works to be provided within the lot in compliance with the requirements stipulated in sub-clause (b) of this Special Condition.
- (b) (ii) Not less than 20% of the area of the lot shall be planted with trees, shrubs or other plants;
- (iii) Not less than 50% of the 20% referred to in sub-clause (b)(ii) of this Special Condition (hereinafter referred to as "the Greenery Area") shall be provided at such location or level as may be determined by the Director at his sole discretion so that the Greenery Area shall be visible to pedestrians or accessible by any person or persons entering the lot;
- (c) The Purchaser shall at his own expense landscape the lot in accordance with the approved landscape master plan in all respects to the satisfaction of the Director and no amendment, variation, alteration, modification or substitution of the approved landscape master plan shall be made without the prior written consent of the Director.
- (d) The Purchaser shall thereafter at his own expense keep and maintain the landscaped works in a safe, clean, neat, tidy and healthy condition all to the satisfaction of the Director.

15. Special Condition No. (18) of the Land Grant stipulates that:-

- (a) The Purchaser shall at his own expense provide and maintain to the satisfaction of the Director of Food and Environmental Hygiene facilities for the storage and collection of refuse. One space shall be provided within the lot to the satisfaction of the Director for the parking, loading and unloading of a refuse collection vehicle. Such space shall measure 5 metres in width and 12 meters in length with a minimum headroom of 4.5 metres. The space shall not be used for any purpose other than for the loading and unloading of refuse in connection with the building or buildings erected or to be erected on the lot. The Purchaser shall at all reasonable times permit the Director of Food and Environmental Hygiene, his officers, contractors and workmen the right of ingress, egress and regress to and from the lot and the said space for the purposes of collecting, removing and disposing of all refuse from the lot or any part thereof.
- (b) The Government shall have no liability in respect of any loss, damage, nuisance or disturbance whatsoever caused to or suffered by the Purchaser or any other person whether arising out of or incidental to the exercise of the rights by the Director of Food and Environmental Hygiene under sub-clause (a) of this Special Condition or otherwise, and no claim for compensation or otherwise shall be made against the Government or the Director of Food and Environmental Hygiene, his officers, contractors or workmen by the Purchaser in respect of any such loss, damage, nuisance or disturbance.

16. Special Condition No. (19) of the Land Grant stipulates that:-

- (a) (i) The Purchaser hereby acknowledges that the lot may be affected by landslip hazards including boulder falls due to the natural terrain on the south-western side of the lot within the Green Cross-hatched Black Area. The Purchaser shall, prior to the commencement of any building works (excluding demolition works referred to in Special Condition No.(2) of the Land Grant but including site formation works) on the lot, at his own expense, employ an engineer or consultant or authorized person (as defined in the Building Ordinance, any regulations made thereunder and any amending legislation

or legislation in substitution therefor) to carry out a detailed geotechnical investigation within the lot and the Green Cross-hatched Black Area for any landslip, hazards and any stabilization or protective works against boulder falls required to be made (hereinafter referred to as “the Investigation”). A submission covering the Investigation shall be made by the Purchaser to the Geotechnical Engineering Office for checking and approval. The Purchaser shall not carry out any ground investigation on any Government land outside the Green Cross-hatched Black Area without the prior written consent of the Director.

- (ii) The Purchaser hereby acknowledges and accepts that all costs, charges, fees and expenses whatsoever incurred, whether in respect of carrying out the Investigation or the stabilization or protective works against boulder falls will be the sole responsibility of the Purchaser and at his own expense and that the Government shall be under no liability to the Purchaser or its successors and assigns in respect of such costs, charges, fees and expenses.
- (b) After obtaining approval of the Investigation, the Purchaser shall, at his own expense, carry out all necessary mitigation and stabilization works within the lot and the Green Cross-hatched Black Area as the Geotechnical Engineering Office may require or approve (hereinafter referred to as “the Works”) and in all respects to the satisfaction of the Director and the Geotechnical Engineering Office.
- (c) Where it is deemed necessary by the Government or the Purchaser or both to carry out mitigation and stabilization works on any Government land including the Green Cross-hatched Black Area (hereinafter referred to as “the Outside Works”), the Purchaser shall, upon receipt of the Director’s approval of or request for the Outside Works, at his own expense carry out and complete the Outside Works, to the satisfaction of the Director. The Purchaser shall within such time limit as shall be specified by the Director, at his own expense, register in the Land Registry against the lot a record plan accepted by the Director indicating the location and scope of the Outside Works.
- (d) Without prejudice to the generality of Special Condition No. (33) of the Land Grant, the Purchaser shall at all times during the term hereby agreed to be granted maintain at his own expense the Works and the Outside Works in good and substantial repair and condition to the satisfaction of the Director to ensure the continuing functioning of the Works and the Outside Works. In addition to any rights or remedies the Government may have against the Purchaser for breach of the Purchaser’s obligation to maintain the Works and the Outside Works as herein provided, the Director shall be entitled by notice in writing to call upon the Purchaser to carry out all and any maintenance works in relation to the Works and Outside Works and within such time limit as the Director shall in his absolute discretion deem fit. If the Purchaser shall neglect or fail to comply with such notice to the satisfaction of the Director within the time limit specified therein, the Director may forthwith execute and carry out the required maintenance works and the Purchaser shall on demand repay to the Government a sum equal to the cost thereof, together with any administrative and professional fees and charges. Such sum shall be determined by the Director whose determination shall be final and shall be binding on the Purchaser.
- (g) The Purchaser shall at his own expense and in all respects to the satisfaction of the Director reinstate and make good any damage to the Green Cross-hatched Black Area and any other adjacent or adjoining Government or leased land as a result of or arising out of the carrying out of the Investigation, the Works, the Outside Works and the inspection and maintenance thereof.
- (h) The Purchaser hereby indemnifies and shall keep indemnified the Government from and against all actions, proceedings, liabilities, claims, costs, expenses and demands whatsoever arising out of or incidental to any works carried out or to be

carried out pursuant to the terms of this Special Condition or the omission, neglect or default by the Purchaser to carry out any such works or any protective works against landslip hazard including boulder falls from the Green Cross-hatched Black Area. The Government, its officers and contractors shall have no liability in respect of any loss, damage, nuisance or disturbance whatsoever caused to or suffered by the Purchaser arising out of or incidental to the exercise of his rights of access by the Purchaser under this Special Condition and no claim shall be made against the Government, its officers and contractors by the Purchaser in respect of any such loss, damage, nuisance or disturbance.

17. Special Condition No. (24) of the Land Grant stipulates that:-

- (a) (i) Spaces shall be provided within the lot to the satisfaction of the Director for the parking of motor vehicles licensed under the Road Traffic Ordinance, any regulations made thereunder and any amending legislation or legislation in substitution therefor, and belonging to the residents of the residential units in the building or buildings erected or to be erected on the lot and their bona fide guests, visitors or invitees (hereinafter referred to as “the Residential Parking Spaces”) at a rate to be calculated by reference to the respective size of the residential units erected or to be erected on the lot as set out in the table listed in Special Condition No.(24)(a)(i) of the Land Grant (unless the Director consents to a rate for or to a number of the Residential Parking Spaces different from those set out in that table).
- (iv) If more than 75 residential units are provided in any block of residential units erected or to be erected on the lot, additional spaces for the parking of motor vehicles licensed under the Road Traffic Ordinance, any regulations made thereunder and any amending legislation or legislation in substitution therefor, and belonging to the bona fide guests, visitors or invitees of the residents of the building or buildings erected or to be erected on the lot shall be provided at a rate of 5 spaces for every such block of residential units or at such other rates as may be approved by the Director subject to minimum of one space being provided. Provision of Visitor Parking Spaces for blocks each with less than 75 residential units and the rate of such provision shall be subject to the prior written approval or requirement of the Director.
- (v) The spaces provided under sub-clauses (a)(i) and (a)(ii) of this Special Condition (as may be varied under Special Condition No. (26) of the Land Grant) and sub-clause (a)(iv) of this Special Condition shall not be used for any purpose other than those respectively stipulated therein and in particular the said spaces shall not be used for the storage, display or exhibiting of motor vehicles for sale or otherwise or for the provision of car cleaning and beauty services.
- (b) (i) Out of the spaces provided under sub-clause (a) of this Special Condition, the Purchaser shall reserve and designate spaces for the parking of motor vehicles by disabled persons as defined in the Road Traffic Ordinance, any regulations made thereunder and any amending legislation or legislation in substitution thereof, at the rates as listed in Special Condition No.(24)(b)(i) of the Land Grant or at such other rates as may be approved by the Director.
- (iii) The spaces provided under sub-clause (b)(i) of this Special Condition shall not be used for any purpose other than for the parking of motor vehicles by disabled persons as defined in the Road Traffic Ordinance, any regulations made thereunder and any amending legislation or legislation in substitution therefor, and belonging to the residents of the building or buildings erected or to be erected on the lot and their bona fide guests, visitors or invitees and in particular the said spaces shall not be used for the storage, display or exhibiting of motor vehicles for sale or otherwise or for the provision of car cleaning and beauty services.

- (c) (i) Spaces shall be provided within the lot to the satisfaction of the Director for the parking of motor cycles licensed under the Road Traffic Ordinance, any regulations made thereunder and any amending legislation or legislation in substitution therefor, and belonging to the residents of the building or buildings erected or to be erected on the lot and their bona fide guests, visitors or invitees (hereinafter referred to as “the Motor Cycle Parking Spaces”) at a rate of 10 percent of the total number of spaces required to be provided under sub-clauses (a)(i) and (a)(ii) of this Special Condition (as may be varied under Special Condition No. (26) of the Land Grant) unless the Director consents to another rate provided that if the number of spaces to be provided is a decimal number, the same shall be rounded up to the next whole number.
- (ii) The spaces provided under sub-clause (c)(i) of this Special Condition (as may be varied under Special Condition No. (26) of the Land Grant) shall not be used for any purpose other than for the purpose set out therein and in particular the said spaces shall not be used for the storage, display or exhibiting of motor vehicles for sale or otherwise or for the provision of car cleaning and beauty services.

18. Special Condition No. (25) of the Land Grant stipulates that:-

- (a) Spaces shall be provided within the lot to the satisfaction of the Director for the loading and unloading of goods vehicles at a rate of one space for each block of residential units erected or to be erected on the lot or at such other rates as may be approved by the Director, such loading and unloading space to be located within a distance of 35 metres from the main entrance of the block for which the space is provided.
- (b) Each of the spaces provided under sub-clause (a) of this Special Condition shall measure 3.5 metres in width and 11.0 metres in length with a minimum headroom of 4.7 metres. Such spaces shall not be used for any purpose other than for the loading and unloading of goods vehicles in connection with the building or buildings referred to therein.

19. Special Condition No. (28) of the Land Grant stipulates that:-

- (a) Notwithstanding that these Conditions shall have been observed and complied with to the satisfaction of the Director, the Residential Parking Spaces and the Motor Cycle Parking Spaces shall not be :
- (i) assigned except:
- (I) together with undivided shares in the lot giving the right of exclusive use and possession of a residential unit or units in the building or buildings erected or to be erected on the lot or
- (II) to a person who is already the owner of undivided shares in the lot with the right of exclusive use and possession of a residential unit or units in the building or buildings erected or to be erected on the lot; or
- (ii) underlet except to residents of the residential units in the building or buildings erected or to be erected on the lot.

provided that in any event not more than three in number of the total of the Residential Parking Spaces and the Motor Cycle Parking Spaces shall be assigned to the owner or underlet to the resident of any one residential unit in the building or buildings erected or to be erected on the lot.

20. Special Condition No. (30) of the Land Grant stipulates that:-

A plan approved by the Director indicating the layout of all the parking, loading and unloading spaces to be within the lot in

accordance with Special Condition Nos. (18), (24) (as may be varied under Special Condition No. (26) of the Land Grant) and (25) of the Land Grant, or a copy of such plan certified by an Authorized Person (as defined in the Buildings Ordinance, any regulations made thereunder and any amending legislation or legislation in substitution therefor) shall be deposited with the Director. No transaction (except a tenancy agreement or lease or an agreement for such tenancy or lease under Special Condition No. (20)(c) of the Land Grant and a building mortgage under Special Condition No. (20)(d) of the Land Grant or such other transactions as the Director may approve) affecting the lot or any part thereof or any building or part of any building erected or to be erected on the lot shall be entered into prior to such deposit. The said parking and loading and unloading spaces indicated on the said approved plan shall not be used for any purpose other than for the purposes set out respectively in Special Condition Nos. (18), (24) and (25) of the Land Grant. The Purchaser shall maintain the parking, loading and unloading spaces and other areas, including but not restricted to the lifts, landings, and manoeuvring and circulation areas in accordance with the said approved plan and shall not alter the layout except with the prior written consent of the Director. Except for the parking spaces indicated on the said approved plan, no part of the lot or any building or structure thereon shall be used for parking purposes.

21. Special Condition No. (33) of the Land Grant stipulates that:-

- (a) Where there is or has been any cutting away, removal or setting back of any land, or any building up or filling in or any slope treatment works of any kind whatsoever, whether with or without the prior written consent of the Director, either within the lot or any Government land, which is or was done for the purpose of or in connection with the formation, levelling or development of the lot or any part thereof or any other works required to be done by the Purchaser under these Conditions, or for any other purpose, the Purchaser shall at his own expense carry out and construct such slope treatment works, retaining walls or other support, protection, drainage or ancillary or other works as shall or may then or at any time thereafter be necessary to protect and support such land within the lot and also any adjacent or adjoining Government or leased land and to obviate and prevent any falling away, landslip or subsidence occurring thereafter. The Purchaser shall at all times during the term hereby agreed to be granted maintain at his own expense the said land, slope treatment works, retaining walls or other support, protection, drainage or ancillary or other works in good and substantial repair and condition to the satisfaction of the Director.
- (c) In the event that as a result of or arising out of any formation, levelling, development or other works done by the Purchaser or owing to any other reason, any falling away, landslip or subsidence occurs at any time, whether in or from any land, within the lot or from any adjacent or adjoining Government or leased land, the Purchaser shall at his own expense reinstate and make good the same to the satisfaction of the Director and shall indemnify the Government its agents and contractors from and against all costs, charges, damages, demands and claims whatsoever which shall or may be made, suffered or incurred through or by reason of such falling away, landslip or subsidence.
- (d) In addition to any other rights or remedies herein provided for breach of any of these Conditions, the Director shall be entitled by notice in writing to call upon the Purchaser to carry out, construct and maintain the said land, slope treatment works, retaining walls, or other support, protection, and drainage or ancillary or other works or to reinstate and make good any falling away, landslip or subsidence, and if the Purchaser shall neglect or fail to comply with the notice to the satisfaction of the Director within the period specified therein, the Director may forthwith execute and carry out any necessary works and the Purchaser shall on demand repay to the Government the cost thereof, together with any administrative or professional fees and charges.

22. Special Condition No. (35) of the Land Grant stipulates that:-

Where prestressed ground anchors have been installed, upon development or redevelopment of the lot or any part thereof, the Purchaser shall at his own expense carry out regular maintenance and regular monitoring of the prestressed ground anchors throughout their service life to the satisfaction of the Director and shall supply to the Director such reports and information on all such monitoring works as the Director may from time to time in his absolute discretion require. If the Purchaser shall neglect or fail to carry out the required monitoring works, the Director may forthwith execute and carry out the monitoring works and the Purchaser shall on demand repay to the Government the cost thereof.

23. Special Condition No. (36) of the Land Grant stipulates that:-

(a) In the event of earth, spoil, debris, construction waste or building materials (hereinafter referred to as “the waste”) from the lot, or from other areas affected by any development of the lot being eroded, washed down or dumped onto public lanes or roads or into or onto road-culverts, foreshore or seabed, sewers, storm-water drains or nullahs or other Government properties (hereinafter referred to as “the Government properties”), the Purchaser shall at his own expense remove the waste from and make good any damage done to the Government Properties. The Purchaser shall indemnify the Government against all actions, claims and demands arising out of any damage or nuisance to private property caused by such erosion, washing down or dumping.

(b) Notwithstanding sub-clause (a) of this Special Condition, the Director may (but is not obliged to), at the request of the Purchaser remove the waste from and make good any damage done to the Government properties and the Purchaser shall pay to the Government on demand the cost thereof.

24. Special Condition No. (37) of the Land Grant stipulates that:-

The Purchaser shall take or cause to be taken all proper and adequate care, skill and precautions at all times, and particularly when carrying out demolition, removal, construction, maintenance, renewal or repair work (hereinafter referred to as “the Construction Works”) to avoid causing any damage, disturbance or obstruction to any Government or other existing drain, waterway or watercourse, water main, road, footpath, street furniture, sewer, nullah, pipe, cable, wire, utility service or any other works or installations being or running upon, over, under or adjacent to the lot or any part thereof or the Green Area, the Green Stippled Black Area or the Green Cross-hatched Black Area or any part of any of them (hereinafter collectively referred to as “the Services”). The Purchaser shall prior to carrying out any of the Construction Works make or cause to be made such proper search and enquiry as may be necessary to ascertain the present position and levels of the Services, and shall submit his proposals for dealing with any of the Services which may be affected by the Construction Works in writing to the Director for his approval in all respects, and shall not carry out any work whatsoever until the Director shall have given his written approval to the Construction Works and to such aforesaid proposals. The Purchaser shall comply with and at his expense meet any requirements which may be imposed by the Director in respect of the Services in granting the aforesaid approval, including the cost of any necessary diversion, relaying or reinstatement. The Purchaser shall at his own expense in all respects repair, make good and reinstate to the satisfaction of the Director any damage, disturbance or obstruction caused to the lot or the Green Areas, the Green Stippled Black Area or the Green Cross-hatched Black Area or any part of any of them or any of the Services in any manner arising out of the Construction Works (except for nullah, sewer, storm-water drain or water main, the making good of which shall be carried out by the Director, unless the Director elects otherwise, and the Purchaser shall pay to the Government on demand the cost of such works). If the Purchaser fails to carry out any such necessary diversion, relaying, repairing, making good and reinstatement of the lot or any part thereof or the Green Area, the

Green Stippled Black Area or the Green Cross-hatched Black Area or any part of any of them or of any of the Services to the satisfaction of the Director, the Director may carry out any such diversion, relaying, repairing, making good or reinstatement as he considers necessary and the Purchaser shall pay to the Government on demand the cost of such works.

25. Special Condition No. (38) of the Land Grant stipulates that:-

(a) The Purchaser shall construct and maintain at his own expense and to the satisfaction of the Director such drains and channels, whether within the boundaries of the lot or on Government land, as the Director may consider necessary to intercept and convey into the nearest stream-course, catchpit, channel or Government storm-water drain all storm-water or rain-water falling or flowing on to the lot, and the Purchaser shall be solely liable for and shall indemnify the Government and its officers from and against all actions, claims and demands arising out of any damage or nuisance caused by such storm-water or rain-water.

(b) The works of connecting any drains and sewers from the lot to the Government storm-water drains and sewers, when laid and commissioned, may be carried out by the Director who shall not be liable to the Purchaser for any loss or damage thereby occasioned and the Purchaser shall pay to the Government on demand the cost of such connection works. Alternatively, the connection works may be carried out by the Purchaser at his own expense to the satisfaction of the Director and in such case any section of the connection works which is constructed within Government land shall be maintained by the Purchaser at his own cost and upon demand be handed over by the Purchaser to the Government for future maintenance thereof at the expense of the Government and the Purchaser shall pay to the Government on demand the cost of the technical audit in respect of the connection works. The Director may, upon failure of the Purchaser to maintain any section of the connection works which is constructed within Government land, carry out such maintenance works as he considers necessary and the Purchaser shall pay to the Government on demand the cost of such works.

26. Special Condition No. (40) of the Land Grant stipulates that:-

No grave or columbarium shall be erected or made on the lot, nor shall any human remains or animal remains whether in earthenware jars, cinerary urns or otherwise be interred therein or deposited thereon.

27. Special Condition No. (41) of the Land Grant stipulates that:-

(a) (i) There is excepted and reserved to the Government throughout the term hereby agreed to be granted that portion of the lot lying below the level of 15 metres above the Hong Kong Principal Datum (hereinafter referred to as “the Reserved Area”) for the purpose of a Mass Transit Railway as defined in section 2 of the Mass Transit Railway Ordinance, Chapter 556, together with such ancillary railway structure and facilities (hereinafter collectively referred to as “the Mass Transit Railway”) and the Purchaser shall have no right or title to the ownership, possession or use (except as provided in these Conditions) of the Reserved Area and the Purchaser shall have no right to claim compensation or otherwise in respect thereof.

(ii) There is excepted and reserved to the Government its agents, licensees and those authorized by the Government (including the MTR Corporation Limited) the exclusive right and liberty throughout the term hereby agreed to be granted to construct, operate and maintain within the Reserved Area the Mass Transit Railway and when constructed, the Mass Transit Railway may be used by such person or persons, at such times and in such manner and for such purposes as the Government may see fit.

- (b) The Purchaser shall satisfy himself as to the extent of the Mass Transit Railway constructed or to be constructed with the Reserved Area and shall not make any claim against the Government or any of its officers, agents, licensees, tenants or those authorized by the Government (including the MTR Corporation Limited), for any damage, nuisance, annoyance, loss or detriment of any kind whatsoever either to the lot or to the Purchaser caused by or arising out of the construction, presence, operation or maintenance of the Mass Transit Railway.
- (c) Prior to the commencement of any works whatsoever on the lot, the Purchaser shall consult the MTR Corporation Limited so as to ensure that any such works do not damage, interfere with or endanger any railway works, structures, facilities or installations or the safe operation of the Mass Transit Railway (as to which the decision of the Director shall be conclusive) and, if required by the Director, the Purchaser shall, at his own expense, take such precautionary measures as may be required by the MTR Corporation Limited to ensure the safety of any railway works, structures, facilities or installations and the operation of the Mass Transit Railway. For the purpose of this sub-clause (c), “works” shall include but not be limited to site investigation works, demolition works, piling or other foundation works and other civil engineering and buildings works.
- (d) The Purchaser shall observe and comply with all Ordinances, by-laws and regulations for the time being in force and relating to the Mass Transit Railway and any amendments or replacing legislation thereto.
- (e) The Purchaser shall not interfere in any way with the construction, use, operation and maintenance of the Mass Transit Railway.
- (f) The Purchaser shall at his own expense observe and comply with all requirements of the Building Authority, the Director of Fire Services and all other relevant Government and statutory authorities in connection with the construction (including the material to be used), repair and maintenance of any part or parts of the building or buildings erected or to be erected on the lot that are connected or in close proximity to the Mass Transit Railway.
- (g) The Purchaser shall, throughout the term hereby agreed to be granted, permit the Government, the MTR Corporation Limited and their duly authorized officers, servants and contractors the right of ingress, egress and regress to, from and through the lot and any building or buildings erected thereon at all reasonable times with or without tools, vehicles, machinery or equipment to carry out works, and for the purposes of any survey, inspection, examination, maintenance, improvement or development in connection with the Mass Transit Railway. The Government and its duly authorized officers, servants and contractors shall no liability in respect of any loss, damage, nuisance or disturbance whatsoever caused to or suffered by the Purchaser arising out of incidental to the exercise of the rights conferred under this sub-clause and no claim or objection shall be made against him or them by the Purchaser in respect of any such loss, damage, nuisance or disturbance.

Remarks : The “Purchaser” as mentioned in this section means the Purchaser under the Land Grant and where the context so admits or requires his executors, administrators and assigns and in case of a corporation its successors and assigns.

A. 有關的批地文件規定興建並提供予政府或供公眾使用的設施的資料

「批地文件」第(3)、(4)、(5)及(6)條批地特別條款所載的「綠色範圍」及「綠色加黑點範圍」(釋義以「批地文件」第(2)條批地特別條款所訂為準)

(I) 「批地文件」之條款規定

「批地文件」第(2)條批地特別條款訂明：

「買方」確認於本協議訂立日，「該地段」及「批地文件」所夾附圖則以綠色加黑點顯示的範圍（以下簡稱「綠色加黑點範圍」）內現存有某些建築物及構築物，「買方」應自費拆卸和清拆上述建築物及構築物。如因上述建築物及構築物的存在導致「買方」蒙受任何損害、滋擾或騷擾，「政府」概不承擔任何責任或義務。如因上述建築物及構築物的存在、使用或其後進行拆卸和清拆工程而直接或間接引起任何責任、索償、費用、訴求、訴訟或其他程序等，「買方」現承諾向「政府」作出賠償並確保其免責。

「批地文件」第(3)條批地特別條款訂明：

(a) 「買方」應：

(i) 於本「協議」訂立日後七十二(72)個曆月內或「署長」批准的其他延長期限內，自費以「署長」批准的方式、物料、標準、樓層、定線和設計進行下列工程，以全面令「署長」滿意：

(I) 分別鋪設及平整現於本文所夾附圖則以綠色顯示的日後擬建公共道路部分（以下分別簡稱「綠色範圍」）及「綠色加黑點範圍」；及

(II) 提供及建造「署長」全權酌情要求的巴士停車處、橋、隧道、上跨路、下通道、下水道、高架道路、天橋、行人路、道路或其他構築物（以下統稱「構築物」）；

以便於「綠色範圍」及「綠色加黑點範圍」建造建築物及供車輛和行人往來。

(ii) 於本「協議」訂立日後七十二(72)個曆月內或「署長」批准的其他延長期限內，自費以「署長」滿意的方式在「綠色範圍」及「綠色加黑點範圍」鋪設表面、建造路緣和渠道，並且為此等設施提供「署長」指定的溝渠、污水管、排水渠、消防栓連接駁總水管的水管、街燈、交通標誌、街道傢俬及道路標記；及

(iii) 自費維修「綠色範圍」及「綠色加黑點範圍」連同「構築物」和在該處建造、安裝及提供之所有構築物、表面、溝渠、污水管、排水渠、消防栓、服務設施、街燈、交通標誌、街道傢俬、道路標記及植物，以令「署長」滿意，直至「綠色範圍」及「綠色加黑點範圍」的佔管權按照本文第(4)條批地特別條款交回「政府」為止。

(b) 如「買方」不履行本批地特別條款(a)款訂明於指定期限內其應承擔的責任，「政府」可執行必要的工程，費用由「買方」支付。「買方」須在接獲通知時向「政府」支付相等工程費用的款項，金額由「署長」釐定，其決定將作終論並對「買方」約束。

(c) 倘因為或鑒於「買方」履行本批地特別條款(a)款所訂之「買方」責任或「政府」行使本批地特別條款(b)款所訂權利等導致「買方」或任何其他人士招致或蒙受任何損失、損害、滋擾或騷擾等，「署長」概不承擔責任，「買方」不可就此等損

失、損害、滋擾或騷擾向「政府」、「署長」或其授權人員索償。

「批地文件」第(4)條批地特別條款訂明：

茲為執行本文第(3)條批地特別條款所述的必要工程，「買方」將在本「協議」訂立日獲授予「綠色範圍」及「綠色加黑點範圍」的佔管權。「綠色範圍」及「綠色加黑點範圍」的佔管權將於「政府」通知時交還「政府」，或在「署長」向「買方」發出函件說明所有此等「批地條款」已妥善履行令其滿意當日被視為已交還「政府」。「買方」佔管「綠色範圍」及「綠色加黑點範圍」期間，應允許所有「政府」及公共車輛和行人於任何合理時間自由進出和通行「綠色範圍」及「綠色加黑點範圍」，此外並要確保執行本文第(3)條批地特別條款等指定的工程時不會干預或阻礙該處的出入通行權。

「批地文件」第(5)條批地特別條款訂明：

如非事前獲「署長」書面同意，「買方」不可使用「綠色範圍」及「綠色加黑點範圍」作儲物用途或在該處搭建任何臨時構築物，又或用作本文第(3)條批地特別條款訂明工程以外的其他用途。

「批地文件」第(6)條批地特別條款訂明：

(a) 「買方」佔管「綠色範圍」及「綠色加黑點範圍」期間，必須在所有合理時間：

(i) 允許「署長」、其人員、承辦商及其授權的任何其他人等行使權利通行、進出、往返及行經「該地段」、「綠色範圍」及「綠色加黑點範圍」，以便檢查、檢驗和監督任何遵照本文第(3)(a)條批地特別條款執行的任何工程，以及執行、檢查、檢驗和監督任何遵照本文第(3)(b)條批地特別條款執行的工程及「署長」認為有必要在「綠色範圍」及「綠色加黑點範圍」實施的其他工程；

(ii) 允許「政府」及「政府」授權的相關公用事業公司行使權利按彼等需要通行、進出、往返及行經「該地段」、「綠色範圍」及「綠色加黑點範圍」，以在「綠色範圍」及「綠色加黑點範圍」或任何毗連土地內、上或下執行工程，其中包括但不限於鋪設及其後維修所有水管、電線、管線、電纜管道和其他導體及附屬設備，以便按需要提供擬供「該地段」或任何毗連或毗鄰土地或處所使用的電話、電力、氣體（如有者）及其他服務。「買方」應與「政府」及「政府」正式授權的相關公用事業公司充分合作，以處理所有關於「綠色範圍」及「綠色加黑點範圍」任何上述工程的事項；及

(iii) 允許水務監督人員及彼等授權的其他人等行使權利按需要通行、進出、往返及行經「該地段」、「綠色範圍」及「綠色加黑點範圍」，以執行任何關於運作、保養、修理、更換及更改「綠色範圍」及「綠色加黑點範圍」內任何其他水務裝置的工程。

(b) 倘因為或鑒於「政府」、其人員、代理、承辦商和任何其他人士等或根據本批地特別條款(a)款正式獲授權的公用事業公司行使權利而導致「買方」或任何其他人士招致或蒙受任何損失、損害、滋擾或騷擾等，「政府」毋須就此承擔責任。

「批地文件」第(37)條批地特別條款訂明：

「買方」時刻均須採取所有妥善及充足的謹慎、技能和預防措施，其中尤以任何拆卸、清拆、建造、維修、更新或修理工程（以下簡稱「建築工程」）施工期間為要，藉以避免任何損壞、干擾或阻塞位於、貫穿、跨越、在其下或毗連「該地段」或其任何部分或「綠色範圍」、「綠色加黑點範圍」或「綠色間黑交叉線範圍」或以上任何一處當中任何部分的「政府」或其他現有

排水渠、水道或渠道、總水管、道路、行人道、街道傢俬、污水管、明渠、水管、電纜、電線、公用服務設施或其他任何工程或裝置（以下統稱「服務設施」）。「買方」執行任何「建築工程」之前，必須進行或達致進行妥善調查及查詢，以核實「服務設施」的現時的位置及水平，並須以書面向「署長」提交處理任何可能受「建築工程」影響的「服務設施」之建議書以待全面審批。在「署長」以書面批准「建築工程」及上述建議書之前，「買方」不得展開任何工程。此外，「買方」應遵從及自費履行「署長」給予上述批准時就「服務設施」制訂的規定，包括作出任何必要改道、重鋪或還原工程的費用。再者，「買方」須自費以「署長」滿意的方式修理、修復及還原因「建築工程」（明渠、污水管、雨水渠或總水管例外，除非「署長」另作決定，否則此等渠道應由「署長」修復，而「買方」須在「政府」通知時支付有關工程的費用）導致「該地段」或「綠色範圍」、「綠色加黑點範圍」或「綠色間黑交叉線範圍」或以上任何一處當中任何部分或任何「服務設施」蒙受的損害、干擾或阻塞。如「買方」不在「該地段」或其任何部分或「綠色範圍」、「綠色加黑點範圍」或「綠色間黑交叉線範圍」或以上任何一處當中任何部分或任何「服務設施」執行此等必要的改道、重鋪、修理、修復及還原工程以令「署長」滿意，「署長」可按其認為必要執行此等改道、重鋪、修理、還原或修復工程，「買方」須在「政府」通知時支付有關工程的費用。

(II)「公契」之條款規定

第I節中「綠色範圍」的釋義指「政府批地書」第(3)(a)(i)(I)條批地特別條款所載的日後擬建公共道路。

第I節中「綠色加黑點範圍」的釋義指「政府批地書」第(2)條批地特別條款所載的範圍。

第VI節B次節第1條(bo)款訂明「管理人」有責任及權力維修「綠色範圍」、「綠色加黑點範圍」連同「構築物」（「構築物」之釋義載於「政府批地書」第(3)(a)(i)(II)條批地特別條款），以及於該處建造、安裝和提供的所有構築物、表面、溝渠、污水管、排水渠、消防栓、服務設施、街燈、交通標誌、街道傢俬、道路標記及機器，以令「地政總署署長」滿意，直至「綠色範圍」及「綠色加黑點範圍」依照「政府批地書」第(4)條批地特別條款規定交還「政府」為止。

第V節A次節第20條訂明所有「業主」（包括「註冊業主」）只要仍為「業主」，即時刻均須遵守和履行「大廈規則」，並且遵從「政府批地書」所有條款規定。

(III)撥出私人地方供公眾使用的契據之條文

並無關於上述公共設施的撥出私人地方供公眾使用的契據。

B. 「批地文件」規定須由期數中的住宅物業的擁有人出資管理、營運或維持以供公眾使用的設施的資料

見上文A。

C. 「批地文件」規定須由期數中的住宅物業的擁有人出資管理、營運或維持以供公眾使用的休憩用地的資料

不適用。

D. 期數所位於的土地中為施行《建築物（規劃）規例》（香港法例第123章，附例F）第22(1)條而撥供公眾用途的任何部份之資料

不適用。

對於A、B、C及D段所述的供公眾使用的任何該等設施及休憩用地，及該土地中的該等部分，公眾有權按照批地文件或撥出私人地方供公眾使用的契據（視屬何情況而定）使用該等設施或休憩用地，或土地中的該等部分。

對於B及C段所述的供公眾使用的任何該等設施及休憩用地，須由期數中的住宅物業的擁有人出資管理、營運或維持，而該等擁有人按規定須以有關住宅物業分攤的管理開支，應付管理、營運或維持該等設施的部分開支。

在切實可行範圍內盡量顯示「綠色範圍」及「綠色加黑點範圍」位置的圖則已載於本節末頁。

註：

- (1) 本節中「買方」一詞指「批地文件」訂明的「買方」，如上下文意允許或規定則包括其遺產執行人、遺產管理人及受讓人；如屬公司「買方」則包括其繼承人及受讓人。
- (2) 「公契」訂立前，「綠色範圍」及「綠色加黑點範圍」所有管理、運作或維修開支一律由「賣方」獨力承擔。
- (3) 有關以上A、B、C及D段所載作公共用途的設施、休憩用地及土地部分，公眾有權按照「批地文件」或撥地契約（視乎情況而定）的規定使用各設施、休憩用地及土地部分。

A. Information on any facilities that are required under the Land Grant to be constructed and provided for the Government, or for public use

The Green Area and the Green Stippled Black Area (as defined in Special Condition No.(2) of the Land Grant) as referred to in Special Condition Nos.(3), (4), (5) and (6) of the Land Grant

(I) Provisions under the Land Grant

Special Condition No. (2) of the Land Grant stipulates that:-

The Purchaser acknowledges that as at the date of this Agreement, there are some buildings and structures existing on the lot and on the area shown coloured green stippled black on the plan annexed to the Land Grant (hereinafter referred to as “the Green Stippled Black Area”) and the Purchaser shall demolish and remove at his own expense the said buildings and structures. The Government will accept no responsibility or liability for any damage, nuisance or disturbance caused to or suffered by the Purchaser by reason of the presence of the said buildings and structures and the Purchaser hereby indemnifies and shall keep indemnified the Government from and all against all liabilities, claims, costs, demands, actions or other proceedings whatsoever arising whether directly or indirectly out of or in connection with the presence, the use or the subsequent demolition and removal of the said buildings and structures.

Special Condition No. (3) of the Land Grant stipulates that:-

(a) The Purchaser shall :

(i) within 72 calendar months from the date of this Agreement or within such other extended period or periods as may be approved by the Director, at his own expense, in such manner with such materials and to such standards, levels, alignment and design as the Director shall approve and in all respects to the satisfaction of the Director:

(I) lay and form those portions of future public roads shown coloured green on the plan annexed hereto (hereinafter referred to as “the Green Area”) and the Green Stippled Black Area respectively; and

(II) provide and construct such bus laybys, bridges, tunnels, over-passes, under-passes, culverts, viaducts, flyovers, pavements, roads or such other structures as the Director in his sole discretion may require (hereinafter collectively referred to as “the Structures”)

so that building, vehicular and pedestrian traffic may be carried on the Green Area and the Green Stippled Black Area.

(ii) within 72 calendar months from the date of this Agreement or within such other expended periods or periods as may be approved by the Director, at his own expense and to the satisfaction of the Director, surface, kerb and channel the Green Area and the Green Stippled Black Area and provide the same with such gullies, sewers, drains, fire hydrants with pipes connected to water mains, street lights, traffic signs, street furniture and road markings as the Director may require; and

(iii) maintain at his own expense the Green Area and the Green Stippled Black Area together with the Structures and all structures, surfaces, gullies, sewers, drains, fire hydrants, services, street lights, traffic signs, street furniture, road markings and plant constructed, installed and provided thereon or therein to the satisfaction of the Director until such time as possession of the Green Area and the Green Stippled Black Area has been re-delivered to the Government in accordance with Special Condition No. (4) hereof.

(b) In the event of the non-fulfilment of the Purchaser’s obligations under sub-clause (a) of this Special Condition within the prescribed period stated therein, the Government may carry out the necessary works at the cost of the Purchaser who shall pay to the Government on demand a sum equal to the cost thereof, such sum to be determined by the Director whose determination shall be final and shall be binding upon the Purchaser.

(c) The Director shall have to liability in respect of any loss, damage, nuisance or disturbance whatsoever caused to or suffered by the Purchaser or any other person whether arising out of or incidental to the fulfilment of the Purchaser’s obligations under sub-clause (a) of this Special Condition or the exercise of the rights by the Government under sub-clause (b) of this Special Condition or otherwise, and no claim for compensation shall be made against the Government or the Director or his authorized officers by the Purchaser in respect of any such loss, damage, nuisance or disturbance.

Special Condition No. (4) of the Land Grant stipulates that:-

For the purpose only of carrying out the necessary works specified in Special Conditions No. (3) hereof, the Purchaser shall on the date of this Agreement be granted possession of the Green Area and the Green Stippled Black Area. The Green Area and the Green Stippled Black Area shall be re-delivered to the Government on demand and in any event shall be deemed to have been re-delivered to the Government by the Purchaser on the date of a letter from the Director indicating that all these Conditions have been complied with to his satisfaction. The Purchaser shall at all reasonable times while he is in possession of the Green Area and the Green Stippled Black Area allow free access over and along the Green Area and the Green Stippled Black Area for all Government and public vehicular and pedestrian traffic and shall ensure that such access shall not be interfered with or obstructed by the carrying out of the works whether under Special Condition No. (3) hereof or otherwise.

Special Condition No. (5) of the Land Grant stipulates that:-

The Purchaser shall not without the prior written consent of the Director use the Green Area and the Green Stippled Black Area for the purpose of storage or for the erection of any temporary structure or for any purposes other than the carrying out of the works specified in Special Condition No. (3) hereof.

Special Condition No. (6) of the Land Grant stipulates that:-

(a) The Purchaser shall at all reasonable times while he is in the possession of the Green Area and the Green Stippled Black Area:

(i) permit the Director, his officers, contractors and any other persons authorized by him or them, the right of ingress, egress and regress to, from and through the lot, the Green Area and the Green Stippled Black Area for the purpose of inspecting, checking and supervising any works to be carried out in compliance with Special Condition No. (3)(a) hereof and the carrying out, inspecting, checking and supervising of the works under Special Condition No. (3)(b) hereof and any other works which the Director may consider necessary in the Green Area and the Green Stippled Black Area;

(ii) permit the Government and the relevant public utility companies authorized by the Government the right of ingress, egress and regress to, from and through the lot, the Green Area and the Green Stippled Black Area as the Government or the relevant public utility companies may require for the purpose of any works to be carried out in, upon or under the Green Area and the Green Stippled Black Area or any adjoining land including but not limited to the laying and subsequent maintenance of all pipes, wires, conduits, cable-ducts and other conducting media and

ancillary equipment necessary for the provision of telephone, electricity, gas (if any) and other services intended to serve the lot or any adjoining or neighboring land or premises. The Purchaser shall co-operate fully with the Government and also with the relevant public utility companies duly authorized by the Government on all matters relating to any of the aforesaid works to be carried out within the Green Area and the Green Stippled Black Area; and

(iii) permit the officers of the Water Authority and such other persons as may be authorized by them the right of ingress, egress and regress to, from and through the lot, the Green Area and the Green Stippled Black Area as the officers of the Water Authority or such authorized persons may require for the purpose of carrying out any works in relation to the operation, maintenance, repairing, replacement and alteration of any other waterworks installations within the Green Area and the Green Stippled Black Area.

(b) The Government shall have no liability in respect of any loss, damage, nuisance or disturbance whatsoever caused to or suffered by the Purchaser or any other person arising out of or incidental to the exercise of the rights by the Government, its officers, agents, contractors, and any other persons or public utility companies duly authorized under sub-clause (a) of this Special Condition.

Special Condition No. (37) of the Land Grant stipulates that:-

The Purchaser shall take or cause to be taken all proper and adequate care, skill and precautions at all times, and particularly when carrying out demolition, removal, construction, maintenance, renewal or repair work (hereinafter referred to as "the Construction Works") to avoid causing any damage, disturbance or obstruction to any Government or other existing drain, waterway or watercourse, water main, road, footpath, street furniture, sewer, nullah, pipe, cable, wire, utility service or any other works or installations being or running upon, over, under or adjacent to the lot or any part thereof or the Green Area, the Green Stippled Black Area or the Green Cross-hatched Black Area or any part of any of them (hereinafter collectively referred to as "the Services"). The Purchaser shall prior to carrying out any of the Construction Works make or cause to be made such proper search and enquiry as may be necessary to ascertain the present position and levels of the Services, and shall submit his proposals for dealing with any of the Services which may be affected by the Construction Works in writing to the Director for his approval in all respects, and shall not carry out any work whatsoever until the Director shall have given his written approval to the Construction Works and to such aforesaid proposals. The Purchaser shall comply with and at his expense meet any requirements which may be imposed by the Director in respect of the Services in granting the aforesaid approval, including the cost of any necessary diversion, relaying or reinstatement. The Purchaser shall at his own expense in all respects repair, make good and reinstate to the satisfaction of the Director any damage, disturbance or obstruction caused to the lot or the Green Areas, the Green Stippled Black Area or the Green Cross-hatched Black Area or any part of any of them or any of the Services in any manner arising out of the Construction Works (except for nullah, sewer, storm-water drain or water main, the making good of which shall be carried out by the Director, unless the Director elects otherwise, and the Purchaser shall pay to the Government on demand the cost of such works). If the Purchaser fails to carry out any such necessary diversion, relaying, repairing, making good and reinstatement of the lot or any part thereof or the Green Area, the Green Stippled Black Area or the Green Cross-hatched Black Area or any part of any of them or of any of the Services to the satisfaction of the Director, the Director may carry out any such diversion, relaying, repairing, making good or reinstatement as he considers necessary and the Purchaser shall pay to the Government on demand the cost of such works.

(II) Provisions under the Deed of Mutual Covenant

The definition of "Green Area" in Section I means the future public roads referred to in Special Condition No.(3)(a)(i)(I) of the Government Grant.

The definition of "Green Stippled Black Area" in Section I means the area referred to in Special Condition No.(2) of the Government Grant.

Sub-clause (bo) of clause 1 of sub-section B of Section VI stipulates that the Manager shall have the duty and power to maintain the Green Area, the Green Stippled Black Area together with the Structures (by which the Structures is defined in Special Condition No.(3)(a)(i)(II) of the Government Grant) and all structures, surfaces, gullies, sewers, drains, fire hydrants, services, street lights, traffic signs, street furniture, road markings and plant constructed, installed and provided thereon or therein to the satisfaction of the Director of Lands until such time as possession of the Green Area and the Green Stippled Black Area has been re-delivered to the Government in accordance with Special Condition No.(4) of the Government Grant.

Clause 20 of sub-section A of Section V stipulates that all Owners (including the Registered Owner) as long as they remain Owners shall at all times observe and perform the House Rules and comply with the terms of the conditions of the Government Grant.

(III) Provisions under any deed of dedication

There is no deed of dedication that concerns the public facilities.

B. Information on any facilities that are required under the Land Grant to be managed, operated or maintained for public use at the expense of the owners of the residential properties in the Phase

See A above.

C. Information on any open space that is required under the Land Grant to be managed, operated or maintained for public use at the expense of the owners of the residential properties in the Phase

Not applicable.

D. Information on any part of the land (on which the Phase is situated) that is dedicated to the public for the purposes of regulation 22(1) of the Building (Planning) Regulations (Cap 123 sub. leg. F)

Not applicable.

In relation to any of those facilities and open spaces, and those parts of the land, mentioned in paragraphs A, B, C and D above that are for public use, the general public has the right to use the facilities or open spaces, or the parts of the land, in accordance with the Land Grant or the deed of dedication (as the case may be).

In relation to any of those facilities and open spaces mentioned in paragraphs B and C above, the facilities or open spaces are required to be managed, operated or maintained at the expense of the owners of the residential properties in the Phase, and those owners are required to meet a proportion of the expense of managing, operating or maintaining the facilities or open spaces through the management expenses apportioned to the residential properties concerned.

Plans showing the location of the Green Area and the Green Stippled Black Area as far as it is practicable to do so is appended hereto at the end of this section.

Remark:

- (1) The “Purchaser” as mentioned in this section means the Purchaser under the Land Grant and where the context so admits or requires his executors, administrators and assigns and in case of a corporation its successors and assigns.**
- (2) Prior to the execution of the Deed of Mutual Covenant, all expenses of managing, operating or maintaining the Green Area and the Green Stippled Black Area are borne by the Vendor solely.**
- (3) In relation to any of those facilities and open spaces, and those parts of the land, mentioned in paragraphs A, B, C and D above that are for public use, the general public has the right to use the facilities or open spaces, or the parts of the land, in accordance with the Land Grant or the deed of dedication (as the case may be).**



- 綠色範圍
GREEN AREA
- 綠色加黑點範圍
GREEN STIPPLED BLACK AREA

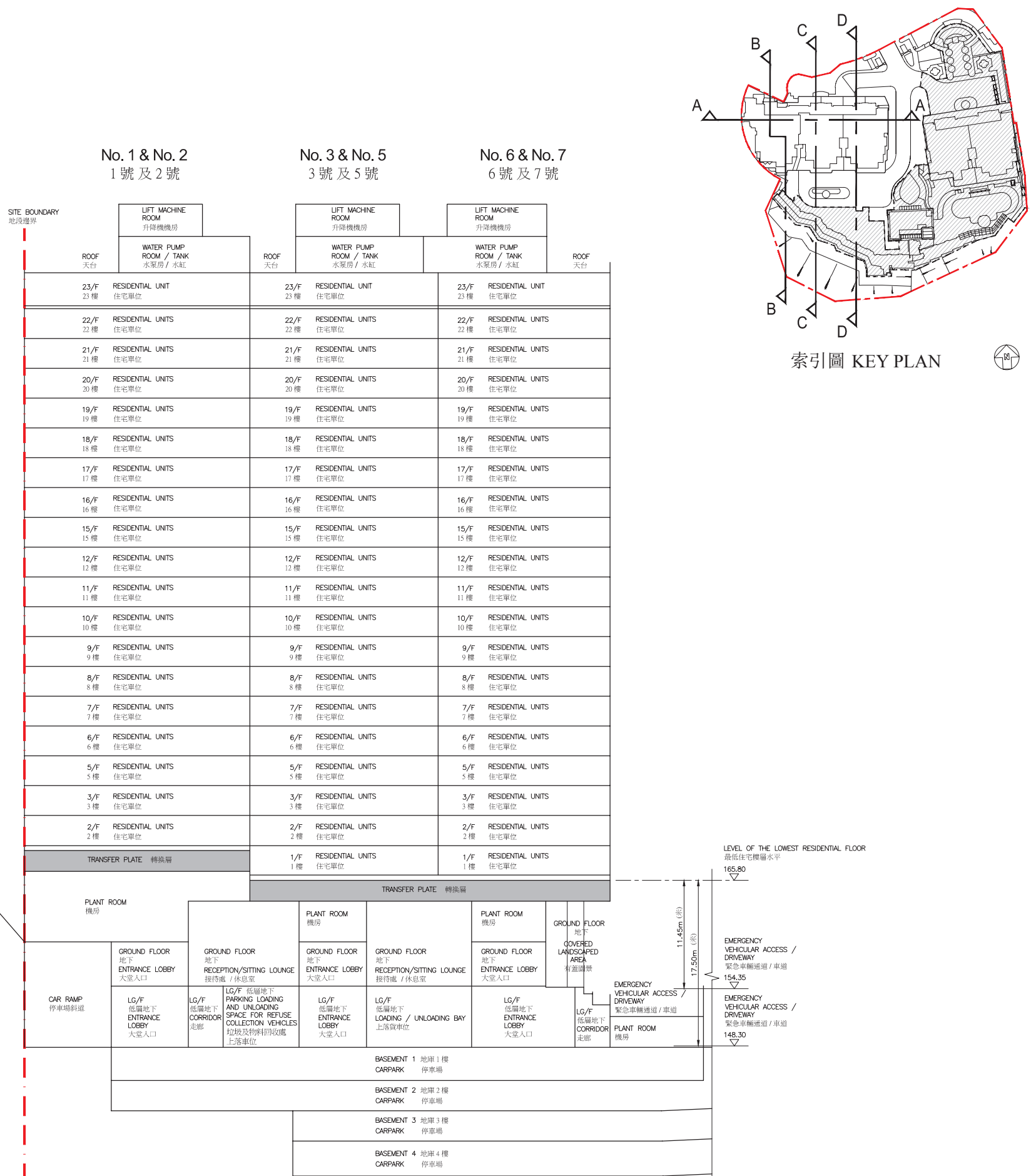
備註：上圖僅作顯示「綠色範圍」及「綠色加黑點範圍」的位置，圖中所示之其他事項未必能反映其最新狀況。
Remark: The plan above is for showing the locations of the Green Area and Green Stippled Black Area only. Other matters shown in this plan may not reflect their latest conditions.

1. 現建議買方聘用一間獨立的律師事務所（代表擁有人行事者除外），以在交易中代表買方行事。
2. 如買方聘用上述的獨立的律師事務所，以在交易中代表買方行事，該律師事務所將會能夠向買方提供獨立意見。
3. 如買方聘用代表擁有人行事的律師事務所同時代表買方行事，而擁有人與買方之間出現利益衝突—
 - (a) 該律師事務所可能不能夠保障買方的利益；及
 - (b) 買方可能要聘用一間獨立的律師事務所；及
 - (c) 如屬上述(b)段的情況，買方須支付的律師費用總數，可能高於如買方自一開始即聘用一間獨立的律師事務所便須支付的費用。

1. The purchaser is recommended to instruct a separate firm of solicitors (other than that acting for the owner) to act for the purchaser in relation to the transaction.
2. If the purchaser instructs such separate firm of solicitors to act for the purchaser in relation to the transaction, that firm will be able to give independent advice to the purchaser.
3. If the purchaser instructs the firm of solicitors acting for the owner to act for the purchaser as well, and a conflict of interest arises between the owner and the purchaser —
 - (a) that firm may not be able to protect the purchaser's interests; and
 - (b) the purchaser may have to instruct a separate firm of solicitors; and
 - (c) that in the case of paragraph (b) above, the total solicitors' fees payable by the purchaser may be higher than the fees that would have been payable if the purchaser had instructed a separate firm of solicitors in the first place.

期數中的建築物的橫截面圖

Cross-section plan of building in the Phase



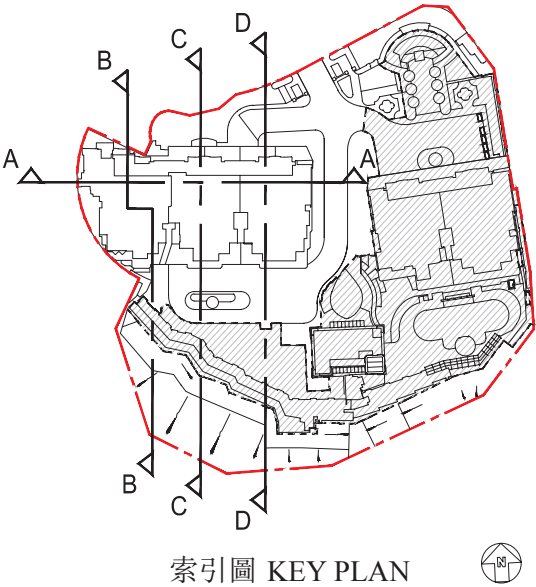
橫截面圖A-A
CROSS SECTION PLAN A-A

- 發展項目第2期
Phase 2 of the Development
- 發展項目的邊界
Boundary of the Development
- 虛線為最低住宅樓層水平
Dotted line denotes the lowest residential floor
- 香港主水平基準以上高度(米)
Height in metres above Hong Kong Principal Datum (HKPD)

毗連建築物的一段緊急車輛通道/車道為香港主水平基準以上148.30至154.35米。
The part of the Emergency Vehicle Access/Driveway adjacent to the building is 148.30 to 154.35 metres above the Hong Kong Principal Datum.

期數中的建築物的橫截面圖

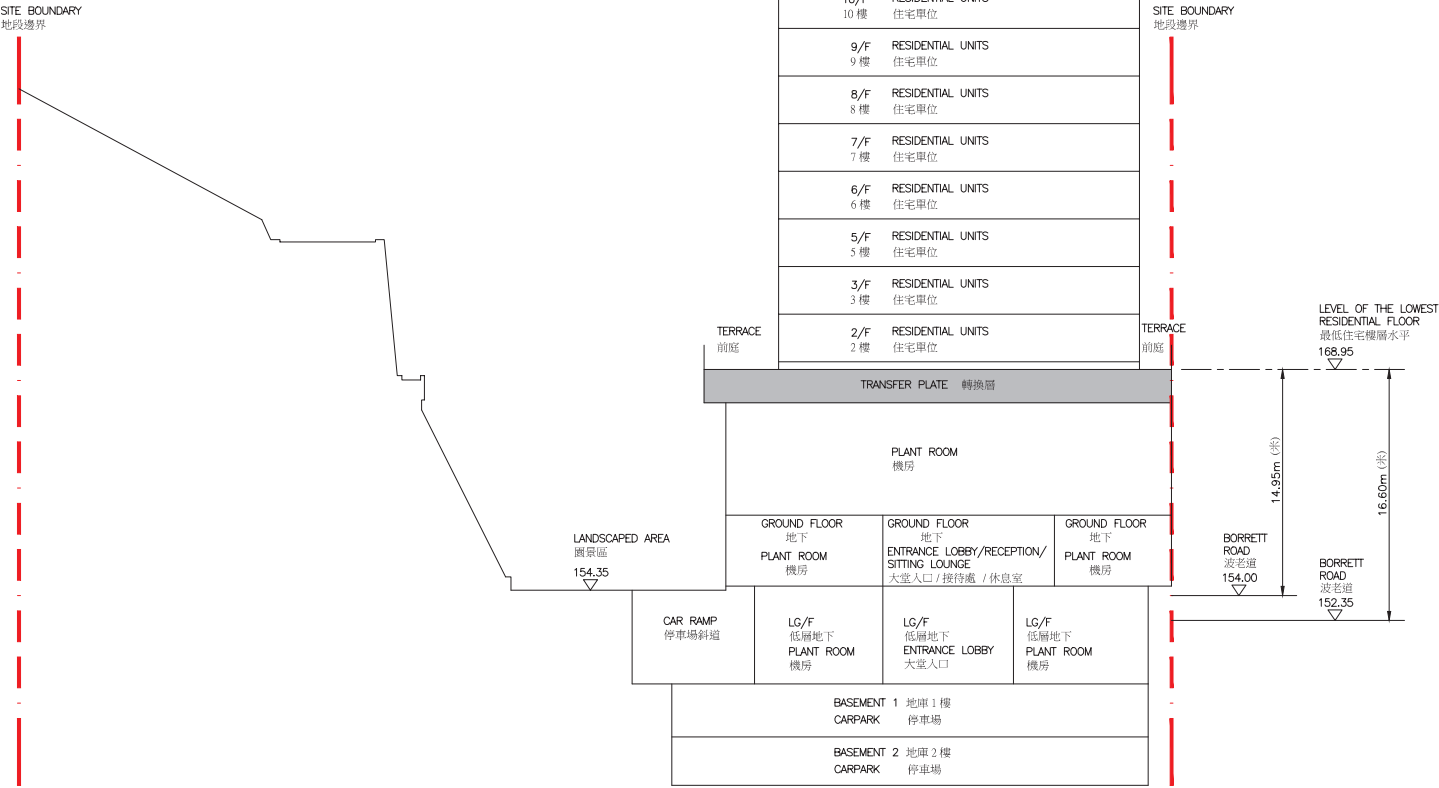
Cross-section plan of building in the Phase



索引圖 KEY PLAN



No. 1 & No. 2
1 號及 2 號



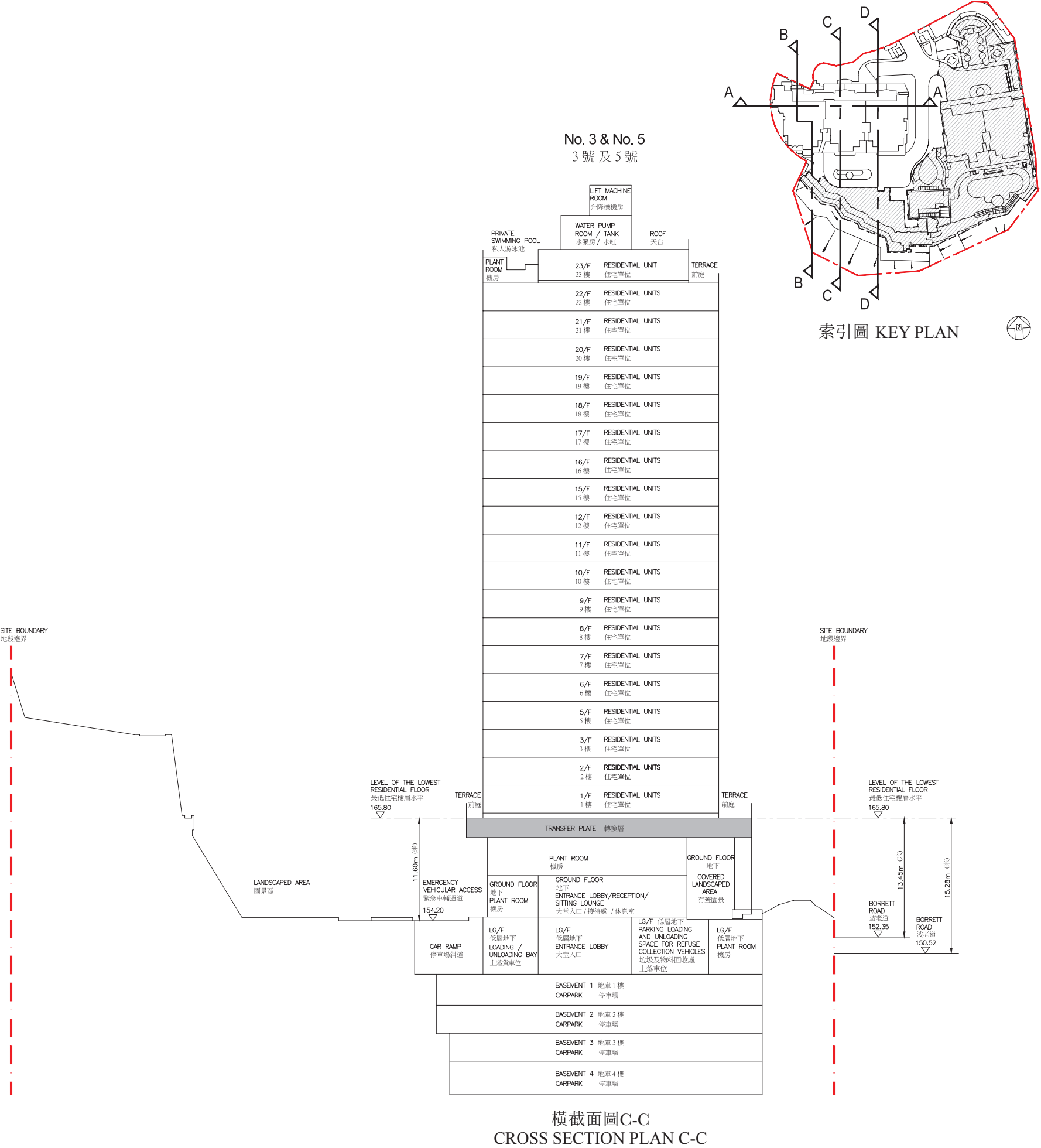
橫截面圖B-B
CROSS SECTION PLAN B-B

毗連建築物的一段波老道為香港主水平基準以上152.35至154.00米。
The part of the Borrett Road adjacent to the building is 152.35 to 154.00 metres above the Hong Kong Principal Datum.

- 發展項目第2期
Phase 2 of the Development
- 發展項目的邊界
Boundary of the Development
- 虛線為最低住宅樓層水平
Dotted line denotes the lowest residential floor
- 香港主水平基準以上高度(米)
Height in metres above Hong Kong Principal Datum (HKPD)

期數中的建築物的橫截面圖

Cross-section plan of building in the Phase



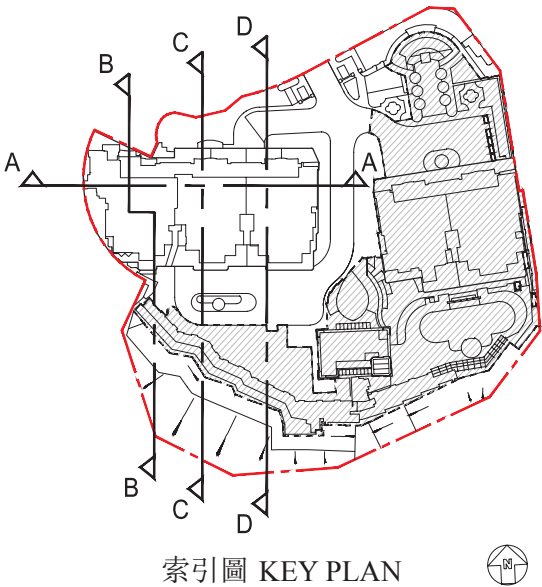
毗連建築物的一段波老道為香港主水平基準以上150.52至152.35米。

The part of the Borrett Road adjacent to the building is 150.52 to 152.35 metres above the Hong Kong Principal Datum.

- 發展項目第2期
Phase 2 of the Development
- 發展項目的邊界
Boundary of the Development
- 虛線為最低住宅樓層水平
Dotted line denotes the lowest residential floor
- 香港主水平基準以上高度(米)
Height in metres above Hong Kong Principal Datum (HKPD)

期數中的建築物的橫截面圖


Cross-section plan of building in the Phase



索引圖 KEY PLAN



No. 6 & No. 7
6 號及 7 號

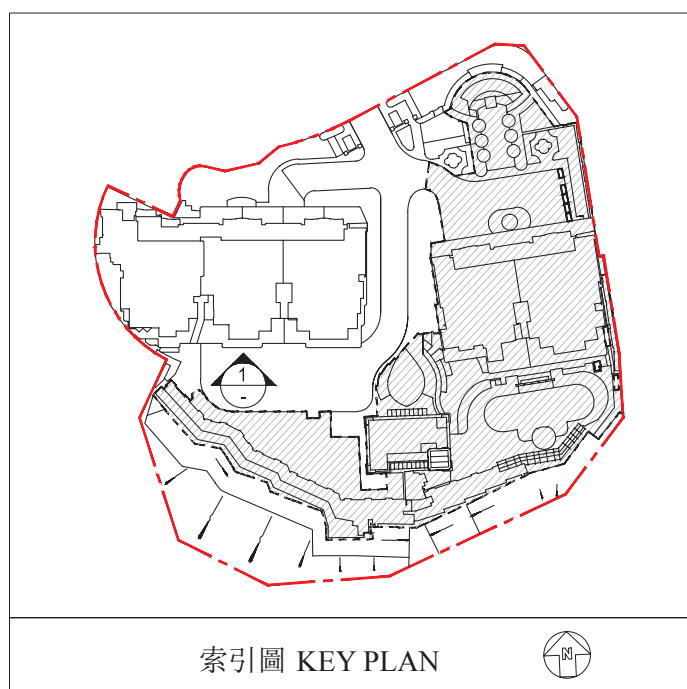


橫截面圖D-D
CROSS SECTION PLAN D-D

毗連建築物的一段波老道為香港主水平基準以上147.13至150.52米。
The part of the Borrett Road adjacent to the building is 147.13 to 150.52 metres above the Hong Kong Principal Datum.

毗連建築物的一段停車場斜道為香港主水平基準以上145.822至147.749米。
The part of the Car Ramp adjacent to the building is 145.822 to 147.749 metres above the Hong Kong Principal Datum.

- 發展項目第2期
Phase 2 of the Development
- 發展項目的邊界
Boundary of the Development
- 虛線為最低住宅樓層水平
Dotted line denotes the lowest residential floor
- 香港主水平基準以上高度(米)
Height in metres above Hong Kong Principal Datum (HKPD)



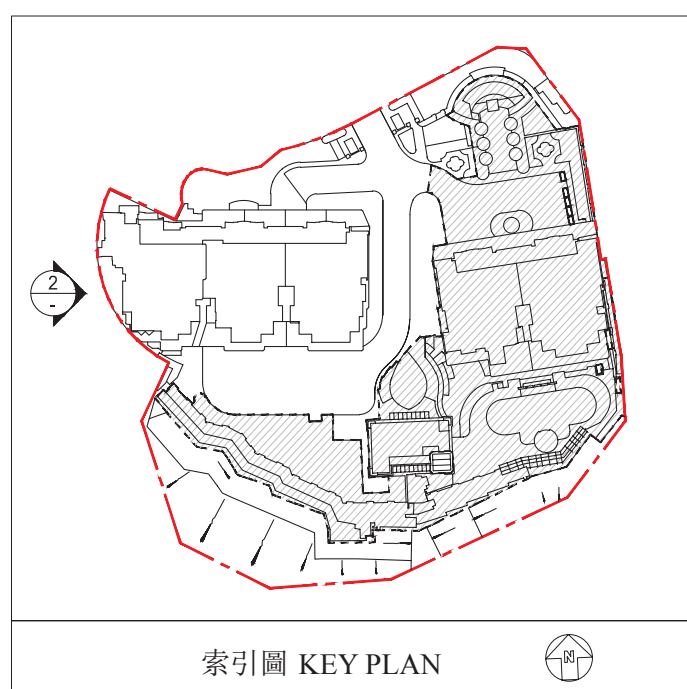
立面圖1 Elevation 1

期數的認可人士已證明該等立面：

- (1) 以2019年10月31日的情況為準的期數經批准的建築圖則為基礎擬備；及
- (2) 大致上與期數的外觀一致。

It has been certified by the Authorized Person for the Phase that the elevations:

- (1) are prepared on the basis of the approved building plans for the Phase as of 31st October 2019; and
- (2) are in general accordance with the outward appearance of the Phase.




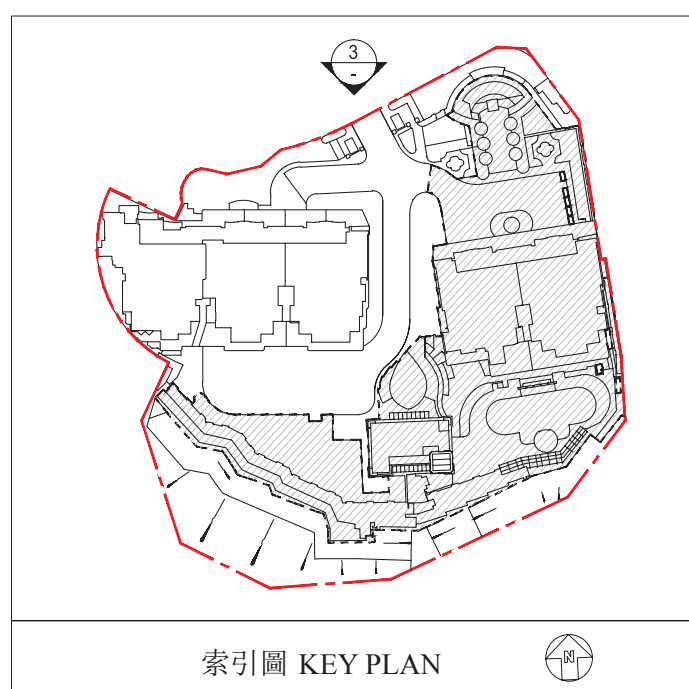
立面圖2 Elevation 2

期數的認可人士已證明該等立面：

- (1) 以2019年10月31日的情況為準的期數經批准的建築圖則為基礎擬備；及
- (2) 大致上與期數的外觀一致。

It has been certified by the Authorized Person for the Phase that the elevations:

- (1) are prepared on the basis of the approved building plans for the Phase as of 31st October 2019; and
- (2) are in general accordance with the outward appearance of the Phase.

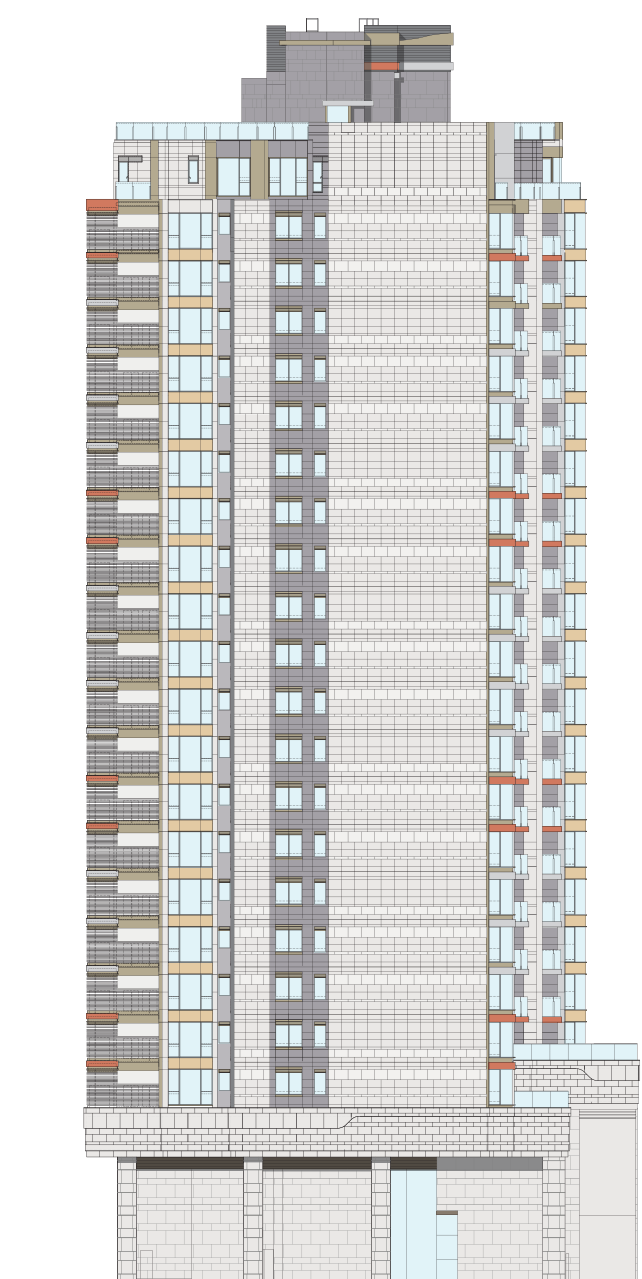
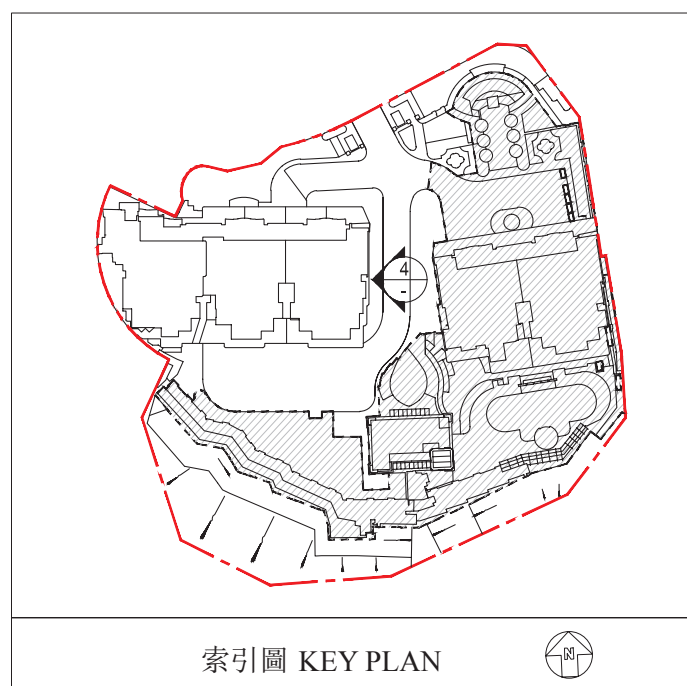


期數的認可人士已證明該等立面：

- (1) 以2019年10月31日的情況為準的期數經批准的建築圖則為基礎擬備；及
- (2) 大致上與期數的外觀一致。

It has been certified by the Authorized Person for the Phase that the elevations:

- (1) are prepared on the basis of the approved building plans for the Phase as of 31st October 2019; and
- (2) are in general accordance with the outward appearance of the Phase.



立面圖4 Elevation 4

期數的認可人士已證明該等立面：

- (1) 以2019年10月31日的情況為準的期數經批准的建築圖則為基礎擬備；及
- (2) 大致上與期數的外觀一致。

It has been certified by the Authorized Person for the Phase that the elevations:

- (1) are prepared on the basis of the approved building plans for the Phase as of 31st October 2019; and
- (2) are in general accordance with the outward appearance of the Phase.

期數中的公用設施的資料

Information on common facilities in the Phase

公用設施的類別 Category of common facilities	有蓋範圍 Covered Area		無上蓋範圍 Uncovered Area		總數 Total	
	面積 (sq.m. 平方米)	面積 (sq.ft. 平方呎)	面積 (sq.m. 平方米)	面積 (sq.ft. 平方呎)	面積 (sq.m. 平方米)	面積 (sq.ft. 平方呎)
住客會所 (包括供住客使用的任何康樂設施) Residents' clubhouse (including any recreational facilities for residents' use)	773.124	8,322	0	0	773.124	8,322
位於期數中的建築物的天台或在天台和最低一層住宅樓層之間的任何一層的、供住客使用的公用花園或遊樂地方 (不論是稱為公用空中花園或有其他名稱) Communal garden or play area for residents' use on the roof, or on any floor between the roof and the lowest residential floor, of a building in the Phase (whether known as a communal sky garden or otherwise)	不適用 Not Applicable					
位於期數中的建築物的最低一層住宅樓層以下的、供住客使用的公用花園或遊樂地方 (不論是稱為有蓋及園景的遊樂場或有其他名稱) Communal garden or play area for residents' use below the lowest residential floor of a building in the Phase (whether known as a covered and landscaped play area or otherwise):	1,144.080	12,315	1,726.681	18,586	2,870.761	30,901

備註：以平方呎顯示之上述面積以1平方米 = 10.7639平方呎換算，並四捨五入至整數。
Note : The areas as specified above in square feet are converted at a rate of 1 square metre = 10.7639 square feet and rounded off to the nearest integer.

閱覽圖則及公契

Inspection of plans and deed of mutual covenant

- (1) 關於發展項目的分區計劃大綱圖的文本供閱覽的互聯網網站的網址為：www.ozp.tpb.gov.hk。

(2) 指明住宅物業的每一已簽立的公契的文本存放在指明住宅物業的售樓處，以供閱覽。無須為閱覽付費。
- (1) The address of the website on which a copy of the outline zoning plan relating to the Development is available is: www.ozp.tpb.gov.hk.

(2) A copy of every deed of mutual covenant in respect of the specified residential property that has been executed is available for inspection at the place at which the specified residential property is offered to be sold. The inspection is free of charge.

1. 外部裝修物料	
細項	描述
(a) 外牆	<p>基座以上之外牆 裝修物料為天然石、幕牆、鋁板裝飾及瓷磚。</p> <p>基座外牆 裝修物料為天然石、玻璃牆、鋁板裝飾、不銹鋼板裝飾及噴漆。</p>
(b) 窗	<p>2樓至22樓1號及2號及1樓至22樓3、5、6及7號： 所有窗戶採用氟化碳塗層鋁質窗框。</p> <p>除1號睡房2之外，所有客廳/飯廳、睡房、1號及7號廚房及儲物房（20樓7號儲物房除外）、1號備餐間和18樓1號洗手間1窗戶採用雙層中空低輻射鍍膜玻璃。</p> <p>1號睡房2窗戶採用雙層中空低輻射鍍膜玻璃和防火玻璃。</p> <p>除1號和7號廚房之外，所有廚房窗戶採用雙層中空玻璃及防火玻璃帶燒結圖案。</p> <p>浴室及1號儲物房內之洗手間2窗戶採用夾層玻璃。</p> <p>23樓1、3及6號： 所有窗戶採用氟化碳塗層鋁質窗框。</p> <p>除1號主人睡房和3號睡房2之外，所有客廳、飯廳、睡房和1號家庭室窗戶採用雙層中空低輻射鍍膜玻璃。</p> <p>1號主人睡房窗戶採用雙層中空低輻射鍍膜玻璃和防火玻璃。</p> <p>3號睡房2和所有廚房窗戶採用雙層中空玻璃及防火玻璃帶燒結圖案。</p> <p>浴室窗戶採用夾層玻璃。</p>
(c) 窗台	不適用。
(d) 花槽	不適用。
(e) 陽台或露台	<p>有蓋露台。</p> <p>露台裝有玻璃圍欄與鋁板裝飾板、天然石欄杆扶手頂和欄杆石墜。</p> <p>地板鋪砌均質磚及天然石高架地板裝置。</p> <p>牆身鋪砌天然石和鋁板裝飾板。</p> <p>天花板安裝鋁質板。</p> <p>沒有陽台。</p>
(f) 乾衣設施	不設乾衣設施。

1. Exterior finishes	
Item	Description
(a) External wall	<p>External Wall Above Podium Finished with natural stone, curtain wall, aluminium cladding and ceramic tiles.</p> <p>External Wall of Podium Finished with natural stone, glass wall, aluminium cladding, stainless steel cladding and spray paint.</p>
(b) Window	<p>Nos. 1 & 2 from 2/F to 22/F and Nos. 3, 5, 6 & 7 from 1/F to 22/F: All windows are fitted with fluorocarbon coated aluminium window frame.</p> <p>Fixed with low-emissivity double glazed fluorocarbon coated glass for windows in all living/dining rooms, all bedrooms (except Bedroom 2 of No. 1), Kitchen and Store of No. 1 and No. 7 (except Store of No.7 on 20/F), Pantry of No. 1 and Toilet 1 of No.1 on 18/F.</p> <p>Fixed with double glazed low-emissivity glass and fire rated glass for windows in Bedroom 2 of No. 1.</p> <p>Fixed with double glazed glass and fire rated glass with fritted pattern for windows in all kitchens (except kitchen of No. 1 and No. 7).</p> <p>Fixed with laminated glass for windows in bathrooms and Toilet 2 in Store of No.1.</p> <p>Nos. 1, 3 & 6 on 23/F: All windows are fitted with aluminium window frame in fluorocarbon coating.</p> <p>Fixed with low-emissivity double glazed glass for windows in all living rooms, dining rooms and all bedrooms (except Master Bedroom of No. 1 and Bedroom 2 of No. 3) and Family Room of No. 1.</p> <p>Fixed with low-emissivity double glazed glass and fire rated glass for windows in Master Bedroom of No. 1.</p> <p>Fixed with double glazed glass and fire rated glass with fritted pattern for windows in all kitchens and Bedroom 2 of No. 3.</p> <p>Fixed with laminated glass for windows in bathrooms.</p>
(c) Bay window	Not applicable.
(d) Planter	Not applicable.
(e) Verandah or Balcony	<p>Balcony is covered.</p> <p>Balcony is fitted with glass balustrade with aluminium cladding and natural stone top rail and natural stone curb.</p> <p>Floor finished with homogeneous tiles and fitted with natural stone on raised flooring system.</p> <p>Walls are finished with natural stone and aluminium cladding.</p> <p>Ceiling is finished with aluminium panel.</p> <p>There is no verandah.</p>
(f) Drying facilities for clothing	No drying facilities provided.

2. 室內裝修物料	
細項	描述
(a) 大堂	<p>地庫4樓至地下之大堂： 地板鋪砌天然石和不銹鋼嵌鑲條。</p> <p>牆身鋪砌天然石、鏡板及不銹鋼板和裝飾。</p> <p>天花板安裝石膏板髹乳膠漆、鋁質板、鋁質格柵、玻璃纖維增強石膏造型線和不銹鋼板。</p> <p>所有住宅樓層之入口大堂： 地板鋪砌天然石和不銹鋼嵌鑲條。</p> <p>牆身鋪砌天然石、鏡板、天然皮革面板和不銹鋼屏風裝飾。</p> <p>天花板安裝石膏板髹乳膠漆、鋁質格柵、玻璃纖維增強石膏造型線和不銹鋼板。</p> <p>地庫4樓至地下之貨運電梯大堂： 地板鋪砌均質瓷磚。</p> <p>牆身鋪砌均質瓷磚地腳線和有質感襯底乳膠漆。</p> <p>天花板安裝鋁質板。</p> <p>所有住宅樓層之貨運電梯大堂： 地板鋪砌均質瓷磚。</p> <p>牆身鋪砌均質瓷磚地腳線和有質感襯底乳膠漆。</p> <p>天花板安裝鋁質板。</p>
(b) 內牆及天花板	<p>客廳/飯廳(只適用於1樓至22樓單位)、客廳(只適用於23樓單位)、飯廳(只適用於23樓單位)及睡房： <u>所有單位(10樓3號、18樓1號及2號、20樓6號及7號除外)</u> 牆壁及天花板見光處和石膏板隔壁及預製面板間牆批盪後髹乳膠漆。</p> <p><u>10樓3號</u> 牆身： 客廳/飯廳牆身鋪貼木飾面板、布飾面板、牆紙面板、天然石材及不銹鋼嵌鑲條作裝飾至假天花見光處。</p> <p>主人睡房牆身鋪貼不銹鋼面板、木飾面板、皮革面板、牆紙面板、天然石材及裝飾鏡作裝飾至假天花見光處。</p> <p>睡房2牆身鋪貼布飾面板、牆紙面板、天然石材及裝飾鏡作裝飾至假天花見光處。</p> <p>睡房3牆身鋪貼不銹鋼面板、木飾面板、布飾面板、天然石材及裝飾鏡作裝飾至假天花見光處。</p> <p>天花： 客廳/飯廳天花板安裝石膏板並髹上乳膠漆及木質格柵至見光處。</p> <p>主人睡房、睡房2及睡房3天花板安裝石膏板並髹上乳膠漆、木質格柵及鋁質格柵至見光處。</p>

2. Interior finishes	
Item	Description
(a) Lobby	<p>Lobbies from B4 to G/F: Floor is finished with natural stone and stainless steel inlay.</p> <p>Walls are finished with natural stone, mirror panel and stainless steel panel and feature.</p> <p>Ceiling is finished with plaster board with emulsion paint, aluminium panel, aluminium grille, glass-fiber reinforced gypsum moulding and stainless steel panel.</p> <p>Entrance Hall on all residential floors: Floor is finished with natural stone and stainless steel inlay.</p> <p>Walls are finished with natural stone, mirror panel, leather panel and stainless steel feature screen.</p> <p>Ceiling is finished with gypsum board with emulsion paint, aluminium grille, glass-fiber reinforced gypsum moulding and stainless steel panel.</p> <p>Service Lift Lobbies from B4 to G/F: Floor is finished with homogeneous porcelain tiles.</p> <p>Walls are finished with homogeneous porcelain skirting tiles and texture-underlay with emulsion paint.</p> <p>Ceiling is finished with aluminium panel.</p> <p>Service Lift Lobbies on all residential floors: Floor is finished with homogeneous porcelain tiles.</p> <p>Walls are finished with homogeneous porcelain skirting tiles and texture-underlay with emulsion paint.</p> <p>Ceiling is finished with aluminium panel.</p>
(b) Internal wall and ceiling	<p>Living/Dining Room (for units on 1/F to 22/F only), Living Room (for units on 23/F only), Dining Room (for units on 23/F only) and Bedrooms: <u>All units (except No. 3 on 10/F, No. 1 & No.2 on 18/F and No.6 & No.7 on 20/F)</u> Wall and ceiling including gypsum board bulkhead and precast wall panel internal partition are finished with emulsion paint to exposed surface.</p> <p><u>No. 3 on 10F</u> Walls: Living/Dining Room - finished with wood veneer panel, fabric panel, wallpaper panel, natural stone and stainless steel inlay on exposed surfaces up to false ceiling level.</p> <p>Master Bedroom - finished with stainless steel panel, wood veneer panel, leather panel, wallpaper panel, natural stone and decorative mirror on exposed surfaces up to false ceiling level.</p> <p>Bedroom 2 - finished with fabric panel, wallpaper panel, natural stone and decorative mirror on exposed surfaces up to false ceiling level.</p> <p>Bedroom 3 - finished with stainless steel panel, wood veneer panel, fabric panel, natural stone and decorative mirror on exposed surfaces up to false ceiling level.</p> <p>Ceiling: Living/Dining Room - finished with plaster board with emulsion paint and timber grille to exposed surface.</p> <p>Master Bedroom, Bedroom 2 and Bedroom 3 - finished with plaster board with emulsion paint, timber grille and aluminium grille to exposed surface.</p>

(b) 內牆及天花板	<u>18樓1號</u> 牆身： 客廳/飯廳牆身鋪貼木飾面板、天然石材、貝母片面板、油漆面板、裝飾鏡及不銹鋼嵌鑲條作裝飾至假天花見光處。 主人睡房牆身鋪貼不銹鋼面板、木飾面板、天然石材、牆紙面板、油漆面板及裝飾鏡作裝飾至假天花見光處。 睡房2牆身鋪貼不銹鋼面板、皮革面板、天然石材、牆紙面板及裝飾鏡作裝飾至假天花見光處。 睡房3牆身鋪貼木飾面板、天然石材、布飾面板及裝飾鏡作裝飾至假天花見光處。 睡房4牆身鋪貼木飾面板、天然石材、皮革面板、布飾面板及不銹鋼面板作裝飾至假天花見光處。 天花： 客廳/飯廳天花板安裝石膏板並髹上乳膠漆、木質格柵及不銹鋼面板至見光處。 主人睡房及睡房2天花板安裝石膏板並髹上乳膠漆及木質格柵至見光處。 睡房3及睡房4天花板安裝石膏板並髹上乳膠漆、木質格柵及鋁質格柵至見光處。
	<u>18樓2號</u> 牆身： 客廳/飯廳牆身鋪貼木飾面板、布飾面板、牆紙面板、天然石材及不銹鋼嵌鑲條作裝飾至假天花見光處。 主人睡房牆身鋪貼不銹鋼面板、木飾面板、皮革面板、牆紙面板、天然石材及裝飾鏡作裝飾至假天花見光處。 睡房2牆身鋪貼布飾面板、牆紙面板、天然石材及裝飾鏡作裝飾至假天花見光處。 睡房3牆身鋪貼木飾面板、布飾面板、天然石材及牆紙面板至假天花見光處。 睡房4牆身鋪貼不銹鋼面板、木飾面板、布飾面板、天然石材及裝飾鏡作裝飾至假天花見光處。 天花： 客廳/飯廳天花板安裝石膏板並髹上乳膠漆及木質格柵至見光處。 主人睡房、睡房2、睡房3及睡房4天花板安裝石膏板並髹上乳膠漆、木質格柵及鋁質格柵至見光處。
	<u>20樓6號</u> 牆身： 客廳/飯廳牆身鋪貼木飾面板、牆紙面板、天然石材、布飾面板、皮革面板、裝飾鏡、不銹鋼嵌鑲條及不銹鋼框玻璃屏風裝飾作裝飾至假天花見光處。

(b) Internal wall and ceiling	<u>No. 1 on 18/F</u> Walls: Living/Dining Room - finished with wood veneer panel, natural stone, mother of pearl panel, paint panel, decorative mirror and stainless steel inlay on exposed surfaces up to false ceiling level. Master Bedroom - finished with stainless steel panel, wood veneer panel, natural stone, wallpaper panel, paint panel and decorative mirror on exposed surfaces up to false ceiling level. Bedroom 2 - finished with stainless steel panel, leather panel, natural stone, wallpaper panel and decorative mirror on exposed surfaces up to false ceiling level. Bedroom 3 - finished with wood veneer panel, natural stone, fabric panel and decorative mirror on exposed surfaces up to false ceiling level. Bedroom 4 - finished with wood veneer panel, natural stone, leather panel, fabric panel and stainless steel panel on exposed surfaces up to false ceiling level. Ceiling: Living/Dining Room - finished with plaster board with emulsion paint, timber grille and stainless steel panel to exposed surface. Master Bedroom and Bedroom 2 - finished with plaster board with emulsion paint and timber grille to exposed surface. Bedroom 3 and Bedroom 4 - finished with plaster board with emulsion paint, timber grille and aluminium grille to exposed surface.
	<u>No. 2 on 18/F</u> Walls: Living/Dining Room - finished with wood veneer panel, fabric panel, wallpaper panel, natural stone and stainless steel inlay on exposed surfaces up to false ceiling level. Master Bedroom - finished with stainless steel panel, wood veneer panel, leather panel, wallpaper panel, natural stone and decorative mirror on exposed surfaces up to false ceiling level. Bedroom 2 - finished with fabric panel, wallpaper panel, natural stone and decorative mirror on exposed surfaces up to false ceiling level. Bedroom 3 - finished with wood veneer panel, fabric panel, natural stone and wallpaper panel on exposed surfaces up to false ceiling level. Bedroom 4 - finished with stainless steel panel, wood veneer panel, fabric panel, natural stone and decorative mirror on exposed surfaces up to false ceiling level. Ceiling: Living/Dining Room - finished with plaster board with emulsion paint and timber grille to exposed surface. Master Bedroom, Bedroom 2, Bedroom 3 and Bedroom 4 - finished with plaster board with emulsion paint, timber grille and aluminium grille to exposed surface.
	<u>No. 6 on 20/F</u> Walls: Living/Dining Room - finished with wood veneer panel, wallpaper panel, natural stone, fabric panel, leather panel, decorative mirror, stainless steel inlay and feature glass screen with stainless steel frame on exposed surfaces up to false ceiling level.

(b) 內牆及天花板	<p>主人睡房牆身鋪貼木飾面板、皮革面板、牆紙面板、不銹鋼嵌鑲條及裝飾鏡作裝飾至假天花見光處。</p> <p>睡房2牆身鋪貼不銹鋼面板、木飾面板、皮革面板及裝飾鏡作裝飾至假天花見光處。</p> <p>天花：</p> <p>客廳/飯廳及所有睡房天花板安裝石膏板並髹上乳膠漆、木造型線、鋁質格柵及不銹鋼面板。</p> <p><u>20樓7號</u></p> <p>牆身：</p> <p>客廳/飯廳牆身鋪貼木飾面板、天然石材、布飾面板、皮革面板、裝飾鏡、牆紙面板、不銹鋼嵌鑲條及不銹鋼框玻璃屏風裝飾作裝飾至假天花見光處。</p> <p>主人睡房牆身鋪貼木飾面板、皮革面板、人造皮飾面板、牆紙面板、不銹鋼屏風裝飾、不銹鋼嵌鑲條及裝飾鏡作裝飾至假天花見光處。</p> <p>天花：</p> <p>客廳/飯廳及所有睡房天花板安裝石膏板並髹上乳膠漆、木造型線、鋁質格柵及不銹鋼面板至見光處。</p>
(c) 內部地板	<p>客廳/飯廳、睡房（適用於1 樓至22樓單位）： <u>所有單位（10樓3號、18樓1號及2號、20樓6號及7號除外）</u></p> <p>鋪砌複合木地板和實木腳線至地板見光處。天然石圍邊在客廳/飯廳地板沿露台趟門和在睡房地板沿工作平台趟門。不銹鋼嵌鑲條隔開複合木地板和天然石。</p> <p><u>10樓3號</u></p> <p>客廳/飯廳地板鋪砌複合木地板、不銹鋼腳線及木腳線。天然石圍邊在客廳/飯廳地板沿露台趟門，不銹鋼嵌鑲條隔開複合木地板和天然石。</p> <p>主人睡房地板鋪砌複合木地板及木腳線至見光處。</p> <p>睡房2及3地板鋪砌複合木地板及木腳線至見光處。天然石圍邊在睡房3地板沿工作平台趟門，不銹鋼嵌鑲條隔開複合木地板和天然石。</p> <p><u>18樓1號</u></p> <p>客廳/飯廳地板鋪砌天然石材及不銹鋼腳線至見光處。</p> <p>主人睡房地板鋪砌複合木地板、木腳線及油漆腳線至見光處。</p> <p>睡房2地板鋪砌複合木地板、木腳線及不銹鋼腳線至見光處。</p>

(b) Internal wall and ceiling	<p>Master Bedroom - finished with wood veneer panel, leather panel, wallpaper panel, stainless steel inlay and decorative mirror on exposed surfaces up to false ceiling level.</p> <p>Bedroom 2 - finished with stainless steel panel, wood veneer panel, leather panel and decorative mirror on exposed surfaces up to false ceiling level.</p> <p>Ceiling:</p> <p>Living/Dining Room and all bedrooms - finished with plaster board with emulsion paint, timber moulding, aluminium grille and stainless steel panel.</p> <p><u>No. 7 on 20/F</u></p> <p>Walls:</p> <p>Living/Dining Room - finished with wood veneer panel, natural stone, fabric panel, leather panel, decorative mirror, wallpaper panel, stainless steel inlay and feature glass screen with stainless steel frame on exposed surfaces up to false ceiling level.</p> <p>Master Bedroom - finished with wood veneer panel, leather panel, artificial leather panel, wallpaper panel, feature stainless steel screen, stainless steel inlay and decorative mirror on exposed surfaces up to false ceiling level.</p> <p>Ceiling:</p> <p>Living/Dining Room and all bedrooms - finished with plaster board with emulsion paint, timber moulding, aluminium grille and stainless steel panel to exposed surface.</p>
(c) Internal floor	<p>Living/Dining Room (for units on 1/F to 22/F) and Bedrooms: <u>All units (except No. 3 on 10/F, No. 1 & No.2 on 18/F and No.6 & No.7 on 20/F)</u></p> <p>Floor is finished with engineered timber flooring with timber skirting to exposed surface. Natural stone floor border is provided in Living/Dining Room along the side of balcony doorway and in bedroom along the side of utility platform doorway. Stainless steel inlay between engineered timber flooring and natural stone.</p> <p><u>No.3 on 10/F</u></p> <p>Living/Dining Room - floor is finished with engineered timber flooring with stainless steel skirting and timber skirting. Natural stone floor border is provided in Living/Dining Room along the side of balcony doorway. Stainless steel inlay between engineered timber flooring and natural stone.</p> <p>Master Bedroom - floor is finished with engineered timber flooring with timber skirting to exposed surface.</p> <p>Bedrooms 2 & 3 - floor is finished with engineered timber flooring with timber skirting to exposed surface. Natural stone floor border is provided in Bedroom 3 along the side of utility platform doorway. Stainless steel inlay between engineered timber flooring and natural stone.</p> <p><u>No.1 on 18/F</u></p> <p>Living/Dining Room - floor is finished with natural stone with stainless steel skirting to exposed surface.</p> <p>Master Bedroom - floor is finished with engineered timber flooring, with timber skirting and paint skirting to exposed surface.</p> <p>Bedroom 2-floor is finished with engineered timber flooring, with timber skirting and stainless steel skirting to exposed surface.</p>

(c) 內部地板	<p>睡房3地板鋪砌複合木地板及木腳線至見光處。</p> <p>睡房4地板鋪砌複合木地板、木腳線及不銹鋼腳線至見光處。</p> <p><u>18樓2號</u></p> <p>客廳/飯廳地板鋪砌複合木地板、天然石材腳線及木腳線。天然石圍邊在客廳/飯廳地板沿露台趟門，不銹鋼嵌鑲條隔開複合木地板和天然石。</p> <p>主人睡房地板鋪砌複合木地板及木腳線至見光處。</p> <p>睡房2、3及4地板鋪砌複合木地板及木腳線至見光處。天然石圍邊在睡房4地板沿工作平台趟門，不銹鋼嵌鑲條隔開複合木地板和天然石。</p> <p><u>20樓6號</u></p> <p>客廳/飯廳地板鋪砌天然石材及木腳線至見光處。</p> <p>主人睡房地板鋪砌複合木地板及木腳線至見光處。天然石圍邊在睡房地板沿工作平台趟門，不銹鋼嵌鑲條隔開複合木地板和天然石。</p> <p>睡房2地板鋪砌複合木地板及木腳線至見光處。</p> <p><u>20樓7號</u></p> <p>客廳/飯廳地板鋪砌天然石材及木腳線至見光處。</p> <p>主人睡房地板鋪砌複合木地板及木腳線至見光處。天然石圍邊在睡房地板沿工作平台趟門，不銹鋼嵌鑲條隔開複合木地板和天然石。</p> <p>客廳、飯廳、睡房(適用於23樓單位)：</p> <p>鋪砌複合木地板和實木腳線至地板見光處。天然石圍邊在客廳、飯廳地板和在睡房地板沿前庭的門和不銹鋼嵌鑲條(除客廳及飯廳內圍邊外)。</p>
	<p>(d) 浴室</p> <p>所有浴室1(10樓3號、18樓1號及2號、20樓6號及7號除外)：</p> <p>地板鋪砌天然石至見光處。</p> <p>牆身見光處鋪砌天然石、天然石馬賽克、木飾面板、玻璃裝飾板和不銹鋼嵌鑲條至假天花。</p> <p>天花板安裝石膏板並髹上乳膠漆、鋁質板、鋁質格柵、玻璃纖維增強石膏造型線和不銹鋼板。</p> <p>10樓3號之浴室1：</p> <p>地板鋪砌天然石至見光處。</p> <p>牆身見光處鋪砌天然石材至假天花。</p> <p>天花板安裝石膏板並髹上乳膠漆、不銹鋼面板、鋁質面板及鋁質格柵至見光處。</p>

(c) Internal floor	<p>Bedroom 3 - floor is finished with engineered timber flooring and with timber skirting to exposed surface.</p> <p>Bedroom 4 - floor is finished with engineered timber flooring, with timber skirting and stainless steel skirting to exposed surface.</p> <p><u>No.2 on 18/F</u></p> <p>Living/Dining Room - floor is finished with engineered timber flooring with natural stone skirting and timber skirting. Natural stone floor border is provided in Living/Dining Room along the side of balcony doorway. Stainless steel inlay between engineered timber flooring and natural stone.</p> <p>Master Bedroom - floor is finished with engineered timber flooring with timber skirting to exposed surface.</p> <p>Bedrooms 2, 3 & 4 - floor is finished with engineered timber flooring with timber skirting to exposed surface. Natural stone floor border is provided in Bedroom 4 along the side of utility platform doorway. Stainless steel inlay between engineered timber flooring and natural stone.</p> <p><u>No. 6 on 20/F</u></p> <p>Living/Dining Room - floor is finished with natural stone with timber skirting to exposed surface.</p> <p>Master Bedroom - floor is finished with engineered timber flooring with timber skirting to exposed surface. Natural stone floor border is provided in bedroom along the side of utility platform doorway. Stainless steel inlay between engineered timber flooring and natural stone.</p> <p>Bedroom 2 - floor is finished with engineered timber flooring with timber skirting to exposed surface.</p> <p><u>No.7 on 20/F</u></p> <p>Living/Dining Room - floor is finished with natural stone with timber skirting to exposed surface.</p> <p>Master Bedroom - floor is finished with engineered timber flooring with timber skirting to exposed surface. Natural stone floor border is provided in bedroom along the side of utility platform doorway. Stainless steel inlay between engineered timber flooring and natural stone.</p> <p>Living Room, Dining Room and Bedrooms (for units on 23/F):</p> <p>Floor is finished with engineered timber flooring with timber skirting to exposed surface. Natural stone floor border is provided along the edge of Living Room, Dining Room and along the side of doorway to Terrace in bedroom with stainless steel inlay, except inner border of Living Room and Dining Room.</p>
(d) Bathroom	<p>All Bathroom 1 (except No. 3 on 10/F, No. 1 & No.2 on 18/F and No.6 & No.7 on 20/F):</p> <p>Floor is finished with natural stone to exposed surface. Walls are finished with natural stone, natural stone mosaic, wood veneer panel, glass feature panel and stainless steel inlay on exposed surfaces up to false ceiling level.</p> <p>Ceiling is finished with plaster board with emulsion paint, aluminium panel, aluminium grille, glass-fiber reinforced gypsum moulding and stainless steel panel.</p> <p>Bathroom 1 of No.3 on 10/F:</p> <p>Floor is finished with natural stone to exposed surface. Walls are finished with natural stone on exposed surfaces up to false ceiling level.</p> <p>Ceiling is finished with plaster board with emulsion paint, stainless steel panel, aluminium panel and aluminium grille to exposed surface.</p>

(d) 浴室	<p>18樓1號之浴室1： 地板鋪砌天然石至見光處。</p> <p>牆身見光處鋪砌天然石材作裝飾至假天花。</p> <p>天花板安裝石膏板並髹上乳膠漆及鋁質格柵至見光處。</p> <p>18樓2號之浴室1： 地板鋪砌天然石至見光處。</p> <p>牆身見光處鋪砌天然石材及不銹鋼嵌鑲條至假天花。</p> <p>天花板安裝石膏板並髹上乳膠漆、鋁質面板及鋁質格柵至見光處。</p> <p>20樓6號之浴室1： 地板鋪砌天然石至見光處。</p> <p>牆身見光處鋪砌天然石材、天然石馬賽克、裝飾鏡及不銹鋼嵌鑲條作裝飾至假天花。</p> <p>天花板安裝石膏板並髹上乳膠漆、鋁質面板、鋁質格柵及不銹鋼面板至見光處。</p> <p>20樓7號之浴室1： 地板鋪砌天然石至見光處。</p> <p>牆身見光處鋪砌天然石材、裝飾鏡、貝母片面板及不銹鋼面板作裝飾至假天花。</p> <p>天花板安裝石膏板並髹上乳膠漆、木造型線、鋁質面板、鋁質格柵及不銹鋼面板至見光處。</p> <p>2、3、5及6號(1樓至22樓)之浴室2(10樓3號、18樓2號、20樓6號除外)： 地板鋪砌天然石至見光處。</p> <p>牆身見光處鋪砌天然石、木皮飾面板、不銹鋼框玻璃屏風裝飾、不銹鋼板和不銹鋼嵌鑲條至假天花。</p> <p>天花板安裝石膏板並髹上乳膠漆、鋁質板、鋁質格柵、玻璃纖維增強石膏造型線和不銹鋼板。</p> <p>10樓3號之浴室2： 地板鋪砌天然石至見光處。</p> <p>牆身見光處鋪砌天然石材及裝飾玻璃至假天花。</p> <p>天花板安裝石膏板並髹上乳膠漆、不銹鋼面板、鋁質面板及鋁質格柵至見光處。</p> <p>18樓2號之浴室2： 地板鋪砌天然石至見光處。</p> <p>牆身見光處鋪砌天然石材及裝飾玻璃至假天花。</p> <p>天花板安裝石膏板並髹上乳膠漆、鋁質面板及鋁質格柵至見光處。</p> <p>20樓6號之浴室2： 地板鋪砌天然石至見光處。</p>
--------	--

(d) Bathroom	<p>Bathroom 1 of No.1 on 18/F: Floor is finished with natural stone to exposed surface.</p> <p>Walls are finished with natural stone on exposed surfaces up to false ceiling level.</p> <p>Ceiling is finished with plaster board with emulsion paint and aluminium grille to exposed surface.</p> <p>Bathroom 1 of No.2 on 18/F: Floor is finished with natural stone to exposed surface.</p> <p>Walls are finished with natural stone and stainless steel inlay on exposed surfaces up to false ceiling level.</p> <p>Ceiling is finished with plaster board with emulsion paint, aluminium panel and aluminium grille to exposed surface.</p> <p>Bathroom 1 of No.6 on 20/F: Floor is finished with natural stone to exposed surface.</p> <p>Walls are finished with natural stone, natural stone mosaic, decorative mirror and stainless steel inlay on exposed surfaces up to false ceiling level.</p> <p>Ceiling is finished with plaster board with emulsion paint, aluminium panel, aluminium grille and stainless steel panel to exposed surface.</p> <p>Bathroom 1 of No. 7 on 20/F: Floor is finished with natural stone to exposed surface.</p> <p>Walls are finished with natural stone, decorative mirror, mother of pearl panel and stainless steel panel on exposed surfaces up to false ceiling level.</p> <p>Ceiling is finished with plaster board with emulsion paint, timber moulding, aluminium panel, aluminium grille and stainless steel panel to exposed surface.</p> <p>Bathroom 2 of Nos. 2, 3, 5 & 6 (1/F to 22/F) (except No.3 on 10/F, No.2 on 18/F and No.6 on 20/F): Floor is finished with natural stone to exposed surface.</p> <p>Walls are finished with natural stone, wood veneer panel, feature glass screen with stainless steel frame, stainless steel panel and inlay on exposed surfaces up to false ceiling level.</p> <p>Ceiling is finished with plaster board with emulsion paint, aluminium panel, aluminium grille, glass-fiber reinforced gypsum moulding and stainless steel panel.</p> <p>Bathroom 2 of No.3 on 10/F: Floor is finished with natural stone to exposed surface.</p> <p>Walls are finished with natural stone and decorative glass on exposed surfaces up to false ceiling level.</p> <p>Ceiling is finished with plaster board with emulsion paint, stainless steel panel, aluminium panel and aluminium grille to exposed surface.</p> <p>Bathroom 2 of No.2 on 18/F: Floor is finished with natural stone to exposed surface.</p> <p>Walls are finished with natural stone and decorative glass on exposed surfaces up to false ceiling level.</p> <p>Ceiling is finished with plaster board with emulsion paint, aluminium panel and aluminium grille to exposed surface.</p> <p>Bathroom 2 of No.6 on 20/F: Floor is finished with natural stone to exposed surface.</p>
--------------	--

(d) 浴室	<p>牆身見光處鋪砌天然石材、裝飾鏡及不銹鋼嵌鑲條作裝飾至假天花。</p> <p>天花板安裝石膏板並髹上乳膠漆、鋁質面板、鋁質格柵及不銹鋼面板至見光處。</p> <p>2號(2樓至17樓及19樓至22樓)之浴室3及7號(1樓至19樓及21樓至22樓)之浴室2： 地板鋪砌天然石至見光處。</p> <p>牆身見光處鋪砌天然石、木飾面板、玻璃裝飾板、不銹鋼板和不銹鋼嵌鑲條至假天花。</p> <p>天花板安裝石膏板並髹上乳膠漆、鋁質板、鋁質格柵、玻璃纖維增強石膏造型線和不銹鋼板。</p> <p>18樓2號之浴室3： 地板鋪砌天然石至見光處。</p> <p>牆身見光處鋪砌天然石材及裝飾玻璃至假天花。</p> <p>天花板安裝石膏板並髹上乳膠漆、鋁質面板及鋁質格柵至見光處。</p> <p>1號(2樓至17樓及19樓至22樓)之浴室2、浴室3及浴室4及3、5、6及7號之浴室3 (10樓3號除外)： 地板鋪砌天然石至見光處。</p> <p>牆身見光處鋪砌天然石、木飾面板、玻璃裝飾板、不銹鋼板和不銹鋼嵌鑲條至假天花。</p> <p>天花板安裝石膏板並髹上乳膠漆、鋁質板、鋁質格柵、玻璃纖維增強石膏造型線和不銹鋼板。</p> <p>10樓3號之浴室3： 地板鋪砌天然石至見光處。</p> <p>牆身見光處鋪砌天然石材及裝飾玻璃至假天花。</p> <p>天花板安裝石膏板並髹上乳膠漆、不銹鋼面板、鋁質面板及鋁質格柵至見光處。</p> <p>18樓1號之浴室2： 地板鋪砌天然石至見光處。</p> <p>牆身見光處鋪砌天然石、天然石馬賽克、裝飾鏡及不銹鋼嵌鑲條至假天花。</p> <p>天花板安裝石膏板並髹上乳膠漆、木質面板及鋁質格柵至見光處。</p> <p>18樓1號之浴室3： 地板鋪砌天然石至見光處。</p> <p>牆身見光處鋪砌天然石、天然石馬賽克、不銹鋼面板及裝飾鏡至假天花。</p> <p>天花板安裝石膏板並髹上乳膠漆、木質面板及鋁質格柵至見光處。</p>
--------	---

(d) Bathroom	<p>Walls are finished with natural stone, decorative mirror and stainless steel inlay on exposed surfaces up to false ceiling level.</p> <p>Ceiling is finished with plaster board with emulsion paint, aluminium panel, aluminium grille and stainless steel panel to exposed surface.</p> <p>Bathroom 3 of No. 2 (2/F to 17/F and 19/F to 22/F) and Bathroom 2 of No. 7 (1/F to 19/F and 21/F to 22/F): Floor is finished with natural stone to exposed surface.</p> <p>Walls are finished with natural stone, wood veneer panel, glass feature panel and stainless steel panel and inlay on exposed surfaces up to false ceiling level.</p> <p>Ceiling is finished with plaster board with emulsion paint, aluminium panel, aluminium grille, glass-fiber reinforced gypsum moulding and stainless steel panel.</p> <p>Bathroom 3 of No.2 on 18/F: Floor is finished with natural stone to exposed surface.</p> <p>Walls are finished with natural stone and decorative glass on exposed surfaces up to false ceiling level.</p> <p>Ceiling is finished with plaster board with emulsion paint, aluminium panel and aluminium grille to exposed surface.</p> <p>Bathroom 2, Bathroom 3 and Bathroom 4 of No. 1 (2/F to 17/F and 19/F to 22/F), Bathroom 3 of Nos. 3, 5, 6 & 7 (except No.3 on 10/F): Floor is finished with natural stone to exposed surface.</p> <p>Walls are finished with natural stone, wood veneer panel, glass feature panel and stainless steel panel and inlay on exposed surfaces up to false ceiling level.</p> <p>Ceiling is finished with plaster board with emulsion paint, aluminium panel, aluminium grille, glass-fiber reinforced gypsum moulding and stainless steel panel.</p> <p>Bathroom 3 of No.3 on 10/F: Floor is finished with natural stone to exposed surface.</p> <p>Walls are finished with natural stone and decorative glass on exposed surfaces up to false ceiling level.</p> <p>Ceiling is finished with plaster board with emulsion paint, stainless steel panel, aluminium panel and aluminium grille to exposed surface.</p> <p>Bathroom 2 of No.1 on 18/F: Floor is finished with natural stone to exposed surface.</p> <p>Walls are finished with natural stone, natural stone mosaic, decorative mirror and stainless steel inlay on exposed surfaces up to false ceiling level.</p> <p>Ceiling is finished with plaster board with emulsion paint, timber panel and aluminium grille to exposed surface.</p> <p>Bathroom 3 of No.1 on 18/F: Floor is finished with natural stone to exposed surface.</p> <p>Walls are finished with natural stone, natural stone mosaic, stainless steel panel and decorative mirror on exposed surfaces up to false ceiling level.</p> <p>Ceiling is finished with plaster board with emulsion paint, timber panel and aluminium grille to exposed surface.</p>
--------------	--

(d) 浴室	<p>23樓1號之浴室2、浴室3及浴室4、23樓3號之浴室2及浴室3： 地板鋪砌天然石至見光處。</p> <p>牆身見光處鋪砌天然石、木飾面板、玻璃裝飾板、不銹鋼板和不銹鋼嵌鑲條至假天花。</p> <p>天花板安裝石膏板並髹上乳膠漆、鋁質板、鋁質格柵、玻璃纖維增強石膏造型線和不銹鋼板。</p> <p>23樓1號之浴室5、23樓3號之浴室4及23樓6號之浴室2及浴室4： 地板鋪砌天然石至見光處。</p> <p>牆身見光處鋪砌天然石、木皮飾面板、不銹鋼框玻璃屏風裝飾、不銹鋼板和不銹鋼嵌鑲條至假天花。</p> <p>天花板安裝石膏板並髹上乳膠漆、鋁質板、鋁質格柵、玻璃纖維增強石膏造型線和不銹鋼板。</p> <p>23樓6號之浴室3： 地板鋪砌天然石至見光處。</p> <p>牆身見光處鋪砌天然石、木飾面板、不銹鋼框玻璃屏風裝飾、不銹鋼板和不銹鋼嵌鑲條至假天花。</p> <p>天花板安裝石膏板並髹上乳膠漆、鋁質板、鋁質格柵、玻璃纖維增強石膏造型線和不銹鋼板。</p> <p>儲物房內之洗手間2： 地板鋪砌瓷磚至見光處。</p> <p>牆身見光處鋪砌均質瓷磚至假天花。</p> <p>天花板安裝鋁質板。</p>
(e) 廚房	<p><u>所有單位 (10樓3號、18樓1號及2號、20樓6號及7號除外)</u> 地板鋪砌天然石至見光處。</p> <p>牆身見光處鋪砌天然石、瓦和木板至假天花。</p> <p>天花板安裝石膏板並髹上乳膠漆、鋁質板、鋁質格柵、玻璃纖維增強石膏造型線和不銹鋼板。</p> <p>無灶台。</p> <p><u>18樓1號</u> 地板鋪砌天然石及天然石材腳線至見光處。</p> <p>牆身見光處鋪砌天然石材、不銹鋼面板及瓷磚至假天花。</p> <p>天花板安裝石膏板並髹上乳膠漆及鋁質格柵至見光處。</p> <p>灶台檯面的裝修物料：天然石材。</p> <p><u>10樓3號及18樓2號</u> 地板鋪砌天然石至見光處。</p> <p>牆身見光處鋪砌天然石材、不銹鋼面板及瓷磚至假天花。</p>

(d) Bathroom	<p>Bathroom 2, Bathroom 3 and Bathroom 4 of No. 1 on 23/F and Bathroom 2 and Bathroom 3 of No. 3 on 23/F: Floor is finished with natural stone to exposed surface.</p> <p>Walls are finished with natural stone, wood veneer panel, glass feature panel and stainless steel panel and inlay on exposed surfaces up to false ceiling level.</p> <p>Ceiling is finished with plaster board with emulsion paint, aluminium panel, aluminium grille, glass-fiber reinforced gypsum moulding and stainless steel panel.</p> <p>Bathroom 5 of No. 1 on 23/F; Bathroom 4 of No. 3 on 23/F and Bathroom 2 and Bathroom 4 of No. 6 on 23/F: Floor is finished with natural stone to exposed surface.</p> <p>Walls are finished with natural stone, wood veneer panel, feature glass screen with stainless steel frame, stainless steel panel and inlay on exposed surfaces up to false ceiling level.</p> <p>Ceiling is finished with plaster board with emulsion paint, aluminium panel, aluminium grille, glass-fiber reinforced gypsum moulding and stainless steel panel.</p> <p>Bathroom 3 of No. 6 on 23/F: Floor is finished with natural stone to exposed surface.</p> <p>Walls are finished with natural stone, wood veneer panel, feature glass screen with stainless steel frame, stainless steel panel and inlay on exposed surfaces up to false ceiling level.</p> <p>Ceiling is finished with plaster board with emulsion paint, aluminium panel, aluminium grille, glass-fiber reinforced gypsum moulding and stainless steel panel.</p> <p>Toilet 2 in Store Room: Floor is finished with porcelain tiles to exposed surface.</p> <p>Walls are finished with homogeneous porcelain tiles on exposed surfaces up to false ceiling level.</p> <p>Ceiling is finished with aluminium panel.</p>
(e) Kitchen	<p><u>All units (except No. 3 on 10/F, No. 1 & No. 2 on 18/F, No.6 & No.7 on 20/F)</u> Floor is finished with natural stone to exposed surface.</p> <p>Walls are finished with natural stone, tiles and timber panel on exposed surfaces up to false ceiling level.</p> <p>Ceiling is finished with plaster board with emulsion paint, aluminium panel, aluminium grille, glass-fiber reinforced gypsum moulding and stainless steel panel.</p> <p>No cookinig bench.</p> <p><u>No. 1 on 18/F</u> Floor is finished with natural stone with natural stone skirting to exposed surface.</p> <p>Walls are finished with natural stone stainless steel panel and tile on exposed surfaces up to false ceiling level.</p> <p>Ceiling is finished with plaster board with emulsion paint and aluminium grille to exposed surface.</p> <p>Cooking bench counter top finishes: Natural stone.</p> <p><u>No. 3 on 10/F and No. 2 on 18/F</u> Floor is finished with natural stone to exposed surface.</p> <p>Walls are finished with natural stone, stainless steel panel and tile on exposed surfaces up to false ceiling level.</p>

(e) 廚房	<p>天花板安裝石膏板並髹上乳膠漆、玻璃纖維增強石膏造型線、鋁質面板及鋁質格柵至見光處。</p> <p>灶台檯面的裝修物料：玻璃和天然石材。</p> <p><u>20樓6號</u> 地板鋪砌天然石材及木腳線至見光處。</p> <p>牆身見光處鋪砌木飾面板、皮革面板、天然石材、木框不銹鋼屏風裝飾、不銹鋼面板及裝飾鏡作裝飾至假天花。</p> <p>天花板安裝石膏板並髹上乳膠漆、木造型線、鋁質格柵及不銹鋼面板至見光處。</p> <p>灶台檯面的裝修物料：天然石材。</p> <p><u>20樓7號</u> 地板鋪砌天然石材及天然石材腳線至見光處。</p> <p>牆身見光處鋪砌天然石材、不銹鋼面板及油漆飾面木屏風作裝飾至假天花。</p> <p>天花板安裝石膏板並髹上乳膠漆、木造型線及鋁質格柵至見光處。</p> <p>灶台檯面的裝修物料：天然石材。</p>
3. 室內裝置	
細項	描述
(a) 門	<p>單位入口大門 <u>所有單位</u> 木皮面實心木門配電動門鎖、天然皮革面門把手及門鼓。</p> <p>貨運電梯大堂門 <u>所有單位</u> 木皮面實心木門配門鎖、門把手及門鼓。</p> <p>睡房門 <u>所有單位 (10樓3號所有睡房、18樓1號及2號所有睡房、20樓6號及7號所有睡房、2樓至17樓及19樓至22樓1號主人睡房面向客廳/飯廳之門除外)</u> 木皮面實心木門配門鎖和門把手。</p> <p><u>10樓3號</u> 主人睡房及睡房門 — 木皮面實心木門、裝設門鎖及門把手。</p> <p><u>18樓1號</u> 主人睡房面向客廳/飯廳之門 — 木皮飾面及天然石材面實心木門裝設門鎖及門把手。</p> <p>主人睡房面向浴室2之門 — 木皮面實心木門裝設門鎖、氣鼓和門把手。</p>

(e) Kitchen	<p>Ceiling is finished with plaster board with emulsion paint, glass-fiber reinforced gypsum moulding, aluminium panel and aluminium grille to exposed surface.</p> <p>Cooking bench counter top finishes:Glass and natural stone.</p> <p><u>No. 6 on 20/F</u> Floor is finished with natural stone and timber skirting to exposed surface.</p> <p>Walls are finished with wood veneer panel, leather panel, natural stone, feature stainless steel screen with wood veneer frame, stainless steel panel and decorative mirror on exposed surfaces up to false ceiling level.</p> <p>Ceiling is finished with plaster board with emulsion paint, timber moulding, aluminium grille and stainless steel panel to exposed surface.</p> <p>Cooking bench counter top finishes: Natural stone.</p> <p><u>No. 7 on 20/F</u> Floor is finished with natural stone and natural stone skirting to exposed surface.</p> <p>Walls are finished with natural stone, stainless steel panel and painted timber screen on exposed surfaces up to false ceiling level.</p> <p>Ceiling is finished with plaster board with emulsion paint, timber moulding and aluminium grille to exposed surface.</p> <p>Cooking bench counter top finishes: Natural stone.</p>
3. Interior fittings	
Item	Description
(a) Doors	<p>Flat Entrance Door <u>All units</u> Solid core timber door finished with timber veneer, fitted with leather finished handle with electrical lockset and door closer.</p> <p>Service Lift Lobby Door <u>All units</u> Solid core timber door finished with timber veneer, fitted with lockset and handle and door closer.</p> <p>Bedroom Door <u>All units (except all bedrooms of No.3 on 10/F, all bedrooms of No. 1 & No.2 on 18/F, all bedrooms of No. 6 & No.7 on 20/F, Master Bedroom door to Living/Dining Room of No.1 from 2/F to 17/F and 19/F to 22/F)</u> Solid core timber door finished with timber veneer, fitted with lockset and handle.</p> <p><u>No. 3 on 10/F</u> Master Bedroom and Bedrooms Door - Timber veneer finished solid core timber door fitted with lockset and handle.</p> <p><u>No. 1 on 18/F</u> Master Bedroom Door to Living/Dining Room - Timber veneer and natural stone finished solid core timber door fitted with lockset and handle.</p> <p>Master Bedroom Door to Bathroom 2 - Timber veneer finished solid core timber door fitted with lockset, conceal door closer and handle.</p>

(a) 門	<p>主人睡房衣帽間之門 — 設有百葉之木皮面及不銹鋼飾面實心木趟門裝設門把手。</p> <p>睡房2及睡房4之門 — 木皮面實心門、裝設門鎖及門把手。</p> <p>睡房3之門 — 不銹鋼框裝飾玻璃趟門配以門把手。</p> <p><u>18樓2號</u></p> <p>主人睡房及睡房門 — 木皮面實心木門連不銹鋼嵌鑲條、裝設門鎖及門把手。</p> <p><u>20樓6號</u></p> <p>主人睡房門及睡房2門 — 木皮面實心木門連不銹鋼嵌鑲條，裝設門鎖及門把手。</p> <p>主人睡房內間隔門 — 電動木飾面框裝飾玻璃趟門及不銹鋼嵌鑲條。</p> <p><u>20樓7號</u></p> <p>主人睡房之門 — 木皮面實心木門連不銹鋼嵌鑲條，裝設門鎖及門把手。</p> <p>主人睡房面向浴室1之間隔門 — 牆紙飾面及木皮實心木趟門連不銹鋼嵌鑲條，裝設門把手。</p> <p>主人睡房內間隔門 — 電動皮飾面及木皮面實心木趟門連帶不銹鋼嵌鑲條。</p> <p><u>2樓至17樓及19樓至22樓1號主人睡房面向客廳/飯廳之門</u></p> <p>乳膠漆面實心木門配門把手和實木腳線。</p> <p>浴室門及洗手間1之門</p> <p><u>所有單位 (10樓3號、18樓1號及2號、20樓6號及7號除外)</u></p> <p>設有百葉之木皮面實心木門配門鎖和門把手。</p> <p><u>18樓1號</u></p> <p>浴室1之門 — 設有百葉之木皮面及不銹鋼飾面實心木趟門，裝設門把手。</p> <p>浴室2之門 — 木皮面實心木門裝設門鎖及門把手。</p> <p>浴室2向主人睡房之門 — 木皮面實心木趟門，裝設門鎖及拉手。</p> <p>浴室3之門 — 設有百葉之木皮面實心木門，裝設門鎖及門把手。</p> <p>洗手間1之門 — 木皮面、不銹鋼、皮革飾面及貝母片飾面實心木門，裝設氣鼓、門鎖及門把手。</p> <p><u>10樓3號及18樓2號</u></p> <p>浴室1之門、浴室3之門及洗手間1之門 — 設有百葉之木皮面實心木門，裝設門鎖及門把手。</p> <p>浴室2之門 — 木皮面實心木門，裝設門鎖及門把手。</p>
-------	--

(a) Doors	<p>Master Bedroom wall-in closet Door - Timber veneer and stainless steel finished solid core timber sliding door with louvers fitted with handle.</p> <p>Bedroom 2 Door & Bedroom 4 Door - Timber veneer finished solid core timber door fitted with lockset and handle.</p> <p>Bedroom 3 Door - Stainless steel framed decorative glass sliding door fitted with handle.</p> <p><u>No. 2 on 18/F</u></p> <p>Master Bedroom and Bedrooms Door - Timber veneer finished solid core timber door with stainless steel inlay fitted with lockset and handle.</p> <p><u>No. 6 on 20/F</u></p> <p>Master Bedroom and Bedroom 2 Door - Timber veneer finished solid core timber door with stainless steel inlay fitted with lockset and handle.</p> <p>Dividing Door inside Master Bedroom - Electric decorative glass sliding door with timber veneer finished frame and stainless steel inlay.</p> <p><u>No. 7 on 20/F</u></p> <p>Master Bedroom Door - Timber veneer finished solid core timber door with stainless steel inlay fitted with lockset and handle.</p> <p>Dividing Door inside Master Bedroom facing Bathroom 1 - Wallpaper and timber veneer finished solid core timber sliding door with stainless steel inlay, fitted with handle.</p> <p>Dividing Door inside Master Bedroom - Electric leather and timber veneer finished solid core timber sliding door with stainless steel inlay.</p> <p><u>Master Bedroom Door to Living/Dining Room of No.1 from 2/F to 17/F and 19/F to 22/F</u></p> <p>Solid core timber door finished with emulsion paint finishes, fitted with handle and timber skirting.</p> <p>Bathroom Door and Toilet 1 Door</p> <p><u>All units (except No. 3 on 10/F, No.1 & No.2 on 18/F, No.6 & No.7 on 20/F)</u></p> <p>Solid core timber door with louvers finished with timber veneer, fitted with lockset and handle.</p> <p><u>No. 1 on 18/F</u></p> <p>Bathroom 1 Door - Timber veneer and stainless steel finished solid core timber sliding door with louvers fitted with handle.</p> <p>Bathroom 2 Door - Timber veneer finished solid core timber door fitted with lockset and handle.</p> <p>Bathroom 2 Door facing Master Bedroom - Timber veneer finished solid core timber sliding door fitted with lockset and handle.</p> <p>Bathroom 3 Door - Timber veneer finished solid core timber door with louvers fitted with lockset and handle.</p> <p>Toilet 1 Door - Timber veneer, stainless steel, leather and mother of pearl finished solid core timber door fitted with conceal door closer, lockset and handle.</p> <p><u>No. 3 on 10/F and No. 2 on 18/F</u></p> <p>Bathroom 1 Door, Bathroom 3 Door and Toilet 1 door - Timber veneer finished solid core timber door with louvers fitted with lockset and handle.</p> <p>Bathroom 2 Door - Timber veneer finished solid core timber door fitted with lockset and handle.</p>
-----------	---

(a) 門	<p><u>20樓6號及7號</u> 浴室門 — 設有百葉之木皮面實心木門連不銹鋼嵌鑲條，裝設門鎖及門把手。</p> <p>洗手間1之門 — 設有百葉之木皮面及不銹鋼飾面實心木門，裝設氣鼓、門鎖及門把手。</p> <p>洗手間2之門 <u>所有單位 (20樓7號除外)</u> 鋁質框玻璃趟門配門把手。</p> <p><u>20樓7號</u> 鋁質框玻璃摺門、門鎖及拉手。</p> <p>廚房門 <u>所有單位 (10樓3號、18樓1號及2號、20樓6號及7號除外)</u> 木皮面實心木門配防火玻璃、門鼓、門鎖和門把手。</p> <p><u>18樓1號</u> 廚房門 — 木皮面實心木門配防火玻璃，裝設氣鼓、門鎖及門把手。</p> <p>廚房內之門 — 不銹鋼框裝飾玻璃趟門配以拉手。</p> <p><u>10樓3號及18樓2號</u> 木皮面實心木門配防火玻璃，裝設氣鼓、門鎖及門把手。</p> <p><u>20樓6號及7號</u> 不銹鋼框防火裝飾玻璃門及天然皮革面拉手。</p> <p>儲物房門 <u>所有單位 (10樓3號儲物房門、18樓1號及2號儲物房門、20樓6號及7號儲物房門及2樓至17樓及19樓至22樓1號客廳/飯廳內儲物房除外)</u> 木皮面實心木門配門鎖和門把手。</p> <p><u>18樓1號</u> 門廳之儲物房門 — 木皮面框裝飾玻璃趟門。</p> <p>睡房4內之儲物房門 — 不銹鋼飾面及皮革飾面框裝飾玻璃趟門配以拉手。</p> <p>廚房之儲物房門 — 木皮面實心木門，裝設氣鼓、門鎖及門把手。</p> <p><u>10樓3號及18樓2號</u> 木皮面實心木門、裝設門鎖及門把手。</p> <p><u>20樓6號</u> 電動木飾面框裝飾玻璃趟門連不銹鋼嵌鑲條。</p>
-------	--

(a) Doors	<p><u>No. 6 & No.7 on 20/F</u> Bathroom Door - Timber veneer finished solid core timber door with louvers and stainless steel inlay, fitted with locket and handle.</p> <p>Toilet 1 Door - Timber veneer and stainless steel finished solid core timber door with louvers and fitted with conceal door closer, lockset and handle.</p> <p>Toilet 2 Door <u>All units (except No.7 on 20/F)</u> Aluminium framed sliding glass door fitted with handle.</p> <p><u>No. 7 on 20/F</u> Aluminum framed glass folding door fitted with lockset and handle.</p> <p>Kitchen Door <u>All units (except No. 3 on 10/F, No.1 & No.2 on 18/F, No.6 & No.7 on 20/F)</u> Solid core timber door finished with timber veneer, fitted with fire rated glass panel, door closer, lockset and handle.</p> <p><u>No. 1 on 18/F</u> Kitchen Door - Timber veneer finished solid core timber door with fire rated panel glass and fitted with conceal door closer, lockset and handle.</p> <p>Kitchen Internal Door - Stainless steel framed decorative glass sliding door fitted with handle.</p> <p><u>No. 3 on 10/F and No. 2 on 18/F</u> Timber veneer finished solid core timber door fitted with fire rated glass panel and fitted with conceal door closer, lockset and handle.</p> <p><u>No. 6 & No.7 on 20/F</u> Stainless steel framed fire rated decorative glass door fitted with leather finished handle.</p> <p>Store Door <u>All units (except Store of No.3 on 10/F, Store of No.1 & No. 2 on 18/F, Store of No.6 & No.7 on 20/F and Store in Living/Dining Room of No. 1 from 2/F to 17/F and 19/F to 22/F)</u> Solid core timber door finished with timber veneer, fitted with lockset and handle.</p> <p><u>No. 1 on 18/F</u> Foyer Store Door - Timber veneer framed decorative glass sliding door.</p> <p>Store Door inside Bedroom 4 - Stainless steel and leather finished framed decorative glass sliding door fitted with handle.</p> <p>Store Door inside Kitchen - Timber veneer finished solid core timber door fitted with conceal door closer, lockset and handle</p> <p><u>No. 3 on 10/F and No. 2 on 18/F</u> Timber veneer finished solid core timber door fitted with lockset and handle.</p> <p><u>No. 6 on 20/F</u> Electric decorative glass sliding door with timber veneer finished frame and stainless steel inlay.</p>
-----------	--

(a) 門	<p><u>20樓7號</u> 主人睡房內之儲物房門 — 皮飾面及木皮面實心木門連不銹鋼嵌鑲條，裝設氣鼓及門把手。</p> <p>廚房內之儲物房門 — 選用鋁質及油漆飾面實心木門，裝設氣鼓、門鎖及門把手。</p> <p><u>2樓至17樓及19樓至22樓1號客廳/飯廳內儲物房</u> 鋁質框玻璃門配門鎖和門把手。</p> <p>門廳門 (通往客廳/飯廳) <u>2樓至22樓1號及2號及1樓至22樓3、5、6及7號 (10樓3號、18樓1號及2號、20樓6號及7號除外)</u> 鋁質框玻璃趟門。</p> <p><u>18樓1號</u> 木皮面框裝飾玻璃趟門。</p> <p><u>10樓3號及18樓2號</u> 不銹鋼框裝飾玻璃趟門。</p> <p><u>20樓6號及7號</u> 木飾面框裝飾玻璃趟門及不銹鋼嵌鑲條。</p> <p>門廳門 (通往走廊) <u>2樓至22樓1號及2號及1樓至22樓3、5、6及7號 (10樓3號、18樓1號及2號除外)</u> 玻璃門配門鎖和門把手。</p> <p><u>18樓1號</u> 木皮面實心木門，裝設拉手。</p> <p><u>10樓3號及18樓2號</u> 木皮面實心木門，裝設門鎖及門把手。</p> <p>連接門廊的走廊及連接睡房的走廊之間的門 <u>2樓至22樓1號及2號及1樓至22樓3、5、6及7號 (10樓3號及18樓2號除外)</u> 玻璃門配門鎖和門把手。</p> <p><u>10樓3號及18樓2號</u> 木皮面實心木門裝設拉手。</p> <p>機電設備櫃門 木製櫃門板以高光漆作飾面，配門把手。</p> <p>飯廳與連接睡房的走廊之間的門 <u>23樓單位</u> 玻璃門配門鎖和門把手。</p> <p>客廳與連接睡房的走廊之間的門 <u>23樓單位</u> 玻璃門配門鎖和門把手。</p> <p>飯廳與家庭室之間的門 <u>23樓1號</u> 玻璃門配門鎖和門把手。</p>
-------	---

(a) Doors	<p><u>No. 7 on 20/F</u> Store Door inside Master Bedroom - Leather and timber veneer finished solid core timber door with stainless steel inlay, fitted with conceal door closer and handle.</p> <p>Store Door inside Kitchen - Aluminium and paint finished solid core timber door fitted with door closer, lockset and handle.</p> <p><u>Store in Living/Dining Room of No. 1 from 2/F to 17/F and 19/F to 22/F)</u> Aluminium framed glass door fitted with lockset and handle.</p> <p>Foyer Area Door (connecting to Living/Dining Room) <u>No. 1 & No. 2 from 2/F to 22/F and Nos. 3, 5, 6 & 7 from 1/F to 22/F (except No. 3 on 10/F, No.1 & No.2 on 18/F, No. 6 & No. 7 on 20/F)</u> Aluminium framed glass sliding door.</p> <p><u>No. 1 on 18/F</u> Timber veneer framed decorative glass sliding door.</p> <p><u>No. 3 on 10/F and No. 2 on 18/F</u> Stainless steel framed decorative glass sliding door.</p> <p><u>No.6 & No.7 on 20/F</u> Decorative glass sliding door with timber veneer finished frame and stainless steel inlay.</p> <p>Foyer Area Door (connecting to corridor) <u>No. 1 & No. 2 from 2/F to 22/F and Nos. 3, 5, 6 & 7 from 1/F to 22/F (except No. 3 on 10/F, No.1 & No.2 on 18/F)</u> Glass door fitted with lockset and handle.</p> <p><u>No. 1 on 18/F</u> Timber veneer finished solid core timber door fitted with handle.</p> <p><u>No.3 on 10/F and No. 2 on 18/F</u> Timber veneer finished solid core timber door fitted with lockset and handle.</p> <p>Door between corridor connecting to Foyer Area and corridor connecting to Bedrooms <u>No. 1 & No. 2 from 2/F to 22/F and Nos. 3, 5, 6 & 7 from 1/F to 22/F (except No. 3 on 10/F and No.2 on 18/F)</u> Glass door fitted with lockset and handle.</p> <p><u>No. 3 on 10/F and No.2 on 18/F</u> Timber veneer finished solid core timber door fitted with handle.</p> <p>Electrical Equipment Cabinet Door Wooden cabinet door in high gross lacquer finish with handle.</p> <p>Door between Dining Room and corridor connecting to Bedrooms <u>Units on 23/F</u> Glass door fitted with lockset and handle.</p> <p>Door between Living Room and corridor connecting to Bedrooms <u>Units on 23/F</u> Glass door fitted with lockset and handle.</p> <p>Door between Dining Room and Family Room <u>No.1 on 23/F</u> Glass door fitted with lockset and handle.</p>
-----------	--

(a) 門	<p>梯屋門</p> <p><u>天台1、3及6號</u></p> <p>鋁質框玻璃趟門。玻璃門配門鎖和門把手。</p> <p>空調機房門</p> <p>鋼板門掛天然石配門鎖。</p> <p>露台門及工作平台門</p> <p>鋁質框玻璃趟門配門鎖和門把手。</p> <p>前庭門</p> <p><u>2樓1號及2號、1樓3、5、6及7號及23樓1、3及6號</u> <u>(2樓1號通往睡房5及備餐間之前庭門、2樓2號通往睡房3之前庭門、1樓3、5及6號通往睡房3之前庭門、23樓3號通往睡房2之前庭門、23樓6號通往睡房4之前庭門除外)</u></p> <p>鋁質框玻璃趟門配門鎖和門把手。</p> <p><u>2樓1號通往睡房5及備餐間之前庭門、2樓2號通往睡房3之前庭門、1樓3、5及6號通往睡房3之前庭門、23樓3號通往睡房2之前庭門、23樓6號通往睡房4之前庭門</u></p> <p>鋁質框玻璃門配門鎖和門把手。</p>
(b) 浴室	<p>浴室1</p> <p><u>所有單位 (10樓3號、18樓1號及2號、20樓6號及7號除外)</u></p> <p>配置天然石面木櫃和鏡。</p> <p>裝置及配件包括搪瓷座廁、搪瓷面盆、連水晶玻璃把手之鍍鉻面盆水龍頭、連水晶玻璃把手之鍍鉻浴缸水龍頭、連水晶玻璃把手之鍍鉻淋浴花灑套裝、鍍鉻浴巾桿、鍍鉻掛衣鉤、鍍鉻廁紙架和鍍鉻暖毛巾架。浴室設置強化玻璃淋浴門及強化玻璃固定板。</p> <p>所有浴室1 (23樓1、3及6號浴室1除外) 配置鑄鐵浴缸 (尺寸1,800毫米(長) x 800毫米(闊) x 430毫米(深))。23樓1號浴室1配置鋼瓷釉浴缸 (尺寸1,900毫米(長) x 1,000毫米(闊) x 450毫米(深))。23樓3號和6號浴室1配置鋼瓷釉浴缸 (尺寸1,900毫米(長) x 900毫米(闊) x 430毫米(深))。</p> <p>供水系統的類型及用料見下文「供水」一欄。</p> <p><u>10樓3號</u></p> <p>配置天然石檯面和鏡。</p> <p>裝置及配件包括天然石材面盆、搪瓷座廁配智能系統、鑄鐵浴缸 (尺寸1,600毫米(長) x 750毫米(闊) x 500毫米(深))，鍍鉻面盆水龍頭、鍍鉻浴缸水龍頭、鍍鉻淋浴花灑套裝及鍍鉻毛巾架。浴室設置強化玻璃淋浴門及強化玻璃固定板。</p> <p>供水系統的類型及用料見下文「供水」一欄。</p>

(a) Doors	<p>Stairhood Door</p> <p><u>Nos. 1, 3 & 6 on R/F</u></p> <p>Aluminium framed glass sliding door. Glass door fitted with lockset and handle.</p> <p>Air-Conditioning Plant Room Door</p> <p>Galvanized mild steel door with natural stone cladding fitted with lockset.</p> <p>Balcony Door and Utility Platform Door</p> <p>Aluminium framed glass sliding door fitted with lockset and handle.</p> <p>Terrace Door</p> <p><u>Nos. 1 & 2 on 2/F, Nos. 3, 5, 6 & 7 on 1/F and Nos. 1, 3 & 6 on 23/F (except Terrace Door connecting to Bedroom 5 and Pantry of No. 1 on 2/F ; Terrace Door connecting to Bedroom 3 of No. 2 on 2/F; Terrace Door connecting to Bedroom 3 of Nos. 3, 5 & 6 on 1/F; Terrace Door connecting to Bedroom 2 of No. 3 on 23/F; and Terrace Door connecting to Bedroom 4 of No. 6 on 23/F)</u></p> <p>Aluminium framed sliding glass door fitted with lockset and handle.</p> <p><u>Terrace Door connecting to Bedroom 5 and Pantry of No. 1 on 2/F ; Terrace Door connecting to Bedroom 3 of No. 2 on 2/F; Terrace Door connecting to Bedroom 3 of Nos. 3, 5 & 6 on 1/F; Terrace Door connecting to Bedroom 2 of No. 3 on 23/F; and Terrace Door connecting to Bedroom 4 of No. 6 on 23/F</u></p> <p>Aluminium framed glass door fitted with lockset and handle.</p>
(b) Bathroom	<p>Bathroom 1</p> <p><u>All units (except No.3 on 10/F, No. 1 & No.2 on 18/F, No.6 & No.7 on 20/F)</u></p> <p>Fitted with mirror, wooden vanity cabinet with natural stone countertop.</p> <p>Fittings and equipment include vitreous china flushing water closet, vitreous china wash basin, chrome plated basin mixer with clear crystal glass handle knobs, chrome plated bath mixer with clear crystal glass handle knobs, chromed plated shower set with clear crystal glass handle knobs, chrome plated towel rail, chrome plated robe hook, chrome plated paper holder and chrome plated towel warmer. Tempered glass shower door and fixed panels are provided.</p> <p>Fitted with cast iron bathtub with size of 1,800 mm (L) x 800 mm (W) x 430 mm (H) for all Bathroom 1 (except Bathroom 1 of Nos. 1, 3 & 6 on 23/F). Fitted with enameled steel bathtub with size of 1,900 mm (L) x 1,000 mm (W) x 450 mm (H) for Bathroom 1 of No. 1 on 23/F. Fitted with enameled steel bathtub with size of 1,900 mm (L) x 900 mm (W) x 430 mm (H) for Bathroom 1 of No. 3 and No. 6 on 23/F.</p> <p>See “Water supply” below for type and material of water supply system.</p> <p><u>No. 3 on 10/F</u></p> <p>Fitted with mirror and natural stone countertop.</p> <p>Fitting and equipment include natural stone wash basin, vitreous china flushing water closet with intelligent system, cast iron bathtub (size of 1,600mm (L) x 750mm (W) x 500mm (H)), chrome plated basin mixer, chrome plated bath mixer, chrome plated shower set and chrome plated towel rack. Tempered glass shower door and fixed panel are provided.</p> <p>See "Water supply" below for type and material of water supply system.</p>

(b) 浴室	<u>18樓1號</u> 配置天然石檯面、木飾面及不銹鋼飾面門木櫃和鏡。 裝置及配件包括搪瓷面盆、搪瓷座廁、鋼瓷釉浴缸（尺寸1,800毫米（長）x 800毫米（闊）x 420毫米（深））、連水晶玻璃把手之鍍鉻面盆水龍頭、連水晶玻璃把手之鍍鉻浴缸水龍頭、連水晶玻璃把手之鍍鉻淋浴花灑套裝、鍍鉻暖毛巾架和鍍鉻廁紙架。浴室設置強化玻璃淋浴門及強化玻璃固定板。 供水系統的類型及用料見下文「供水」一欄。
	<u>18樓2號</u> 配置天然石檯面和鏡。 裝置及配件包括天然石材面盆、搪瓷座廁配智能系統、鑄鐵浴缸（尺寸1,700 毫米（長）x 800毫米（闊）x 430毫米（深）），鍍鉻面盆水龍頭、鍍鉻浴缸水龍頭、鍍鉻淋浴花灑套裝及鍍鉻毛巾架。浴室設置強化玻璃淋浴門及強化玻璃固定板。 供水系統的類型及用料見下文「供水」一欄。
	<u>20樓6號及7號</u> 配置天然石檯面、皮革飾面門木櫃和鏡。 裝置及配件包括搪瓷面盆、搪瓷座廁、鋼瓷釉浴缸（尺寸1,800毫米（長）x 800毫米（闊）x 420毫米（深））、連水晶玻璃把手之鍍鉻面盆水龍頭、連水晶玻璃把手之鍍鉻浴缸水龍頭、連水晶玻璃把手之鍍鉻淋浴花灑套裝、鍍鉻廁紙架及鍍鉻毛巾圈(6號除外)。浴室設置強化玻璃淋浴門及強化玻璃固定板。 供水系統的類型及用料見下文「供水」一欄。
	浴室2、3、4及5 <u>所有單位(2樓至22樓1號浴室2、浴室3及浴室4、1樓至22樓3、5、6及7號浴室3、23樓3號浴室3、10樓3號浴室2及浴室3、18樓2號浴室2及浴室3、20樓6號浴室2除外)</u> 配置天然石面木櫃和鏡。 裝置及配件包括搪瓷座廁、搪瓷面盆配有鍍鉻面盆水龍頭、鍍鉻浴缸水龍頭及鍍鉻花灑套裝、鍍鉻浴巾桿、鍍鉻掛衣鉤、鍍鉻毛巾鉤、鍍鉻有燈化妝鏡、鍍鉻廁紙架和鍍鉻暖毛巾架。 所有浴室2(2樓至22樓1號浴室2及23樓1、3及6號浴室2除外) 配置鑄鐵浴缸（尺寸1,800毫米（長）x 800毫米（闊）x 430毫米（深））。

(b) Bathroom	<u>No. 1 on 18/F</u> Fitted with mirror, wooden vanity cabinet with natural stone countertop, wood veneer and stainless steel finished door. Fittings and equipment include vitreous china wash basin, vitreous china flushing water closet, enameled steel bathtub (size of 1,800mm (L) x 800mm (W) x 420mm (H)), chrome plated basin mixer with clear crystal glass handle knobs, chrome plated bath mixer with clear crystal glass handle knobs, chrome plated shower set with clear crystal glass handle knobs, chrome plated towel warmer and chrome plated paper holder. Tempered glass shower door and fixed panels are provided. See "Water supply" below for type and material of water supply system.
	<u>No. 2 on 18/F</u> Fitted with mirror and natural stone countertop. Fitting and equipment include natural stone wash basin, vitreous china flushing water closet with intelligent system, cast iron bathtub (size of 1,700mm (L) x 800mm (W) x 430mm (H)), chrome plated basin mixer, chrome plated bath mixer, chrome plated shower set and chrome plated towel rack. Tempered glass shower door and fixed panel are provided. See "Water supply" below for type and material of water supply system.
	<u>No. 6 & No.7 on 20/F</u> Fitted with mirror, wooden vanity cabinet with natural stone countertop and leather finished door. Fittings and equipment include vitreous china wash basin, vitreous china flushing water closet, enameled steel bathtub (size of 1,800mm (L) x 800mm (W) x 420mm (H)), chrome plated basin mixer with clear crystal glass handle knobs, chrome plated bath mixer with clear crystal glass handle knobs, chrome plated shower set with clear crystal glass handle knobs, chrome plated paper holder and chrome plated towel ring (except for No.6). Tempered glass shower door and fixed panels are provided. See "Water supply" below for type and material of water supply system.
	Bathrooms 2, 3, 4 & 5 <u>All units (except Bathroom 2, Bathroom 3 and Bathroom 4 of No. 1 from 2/F to 22/F, Bathroom 3 of Nos. 3, 5, 6 & 7 from 1/F to 22/F, Bathroom 3 of No. 3 on 23/F, Bathroom 2 and Bathroom 3 of No.3 on 10/F, Bathroom 2 and Bathroom 3 of No. 2 on 18/F, Bathroom 2 of No.6 on 20/F)</u> Fitted with mirror, wooden vanity cabinet with natural stone countertop. Fittings and equipment include vitreous china flushing water closet, vitreous china wash basin, chrome plated basin mixer, chrome plated bath/shower mixer and shower set, chrome plated towel rail, chrome plated robe hook, chrome plated towel hook, chrome plated illuminated cosmetic mirror, chrome plated paper holder and chrome plated towel warmer. Fitted with cast iron bathtub with size of 1,800mm (L) x 800mm (W) x 430mm (H) for all Bathroom 2 (except Bathroom 2 of No. 1 from 2/F to 22/F and Bathroom 2 of Nos. 1, 3 & 6 on 23/F).

(b) 浴室	<p>2樓至17樓及19樓至22樓2號浴室3、23樓1號及6號浴室2、3及4、23樓3號浴室2及浴室4及23樓1號浴室5配置鑄鐵浴缸(尺寸1,700毫米(長) x 750毫米(闊) x 450毫米(深))。</p> <p>供水系統的類型及用料見下文「供水」一欄。</p> <p><u>2樓至17樓及19樓至22樓1號浴室2、浴室3及浴室4、1樓至9樓及11樓至22樓3號浴室3、1樓至22樓5號浴室3、1樓至19樓及21樓至22樓6號及7號浴室3、23樓3號浴室3</u></p> <p>配置天然石面木櫃和鏡。</p> <p>裝置及配件包括搪瓷座廁、搪瓷面盆配有鍍鉻面盆水龍頭、鍍鉻浴缸水龍頭及鍍鉻花灑套裝、鍍鉻浴巾桿、鍍鉻掛衣鈎、鍍鉻毛巾鈎、鍍鉻有燈化妝鏡和鍍鉻廁紙架。</p> <p>配置鑄鐵浴缸(尺寸1,700毫米(長) x 750毫米(闊) x 450毫米(深))。</p> <p>供水系統的類型及用料見下文「供水」一欄。</p> <p><u>18樓1號浴室2</u></p> <p>配置天然石檯面、木飾面門木櫃和鏡。</p> <p>裝置及配件包括搪瓷面盆、搪瓷座廁配智能系統、鍍鉻面盆水龍頭、鍍鉻淋浴花灑套裝、鍍鉻毛巾架及鍍鉻廁紙架。浴室設置強化玻璃淋浴門及強化玻璃固定板。</p> <p>供水系統的類型及用料見下文「供水」一欄。</p> <p><u>18樓1號浴室3</u></p> <p>配置天然石檯面、布飾面門木櫃和鏡。</p> <p>裝置及配件包括搪瓷面盆、搪瓷座廁、鑄鐵浴缸(尺寸1,500毫米(長) x 700毫米(闊) x 418毫米(深))、鍍鉻面盆水龍頭、鍍鉻浴缸水龍頭、鍍鉻淋浴花灑套裝、鍍鉻毛巾架及鍍鉻廁紙架。浴室設置強化玻璃淋浴門及強化玻璃固定板。</p> <p>供水系統的類型及用料見下文「供水」一欄。</p> <p><u>10樓3號浴室2及18樓2號浴室2</u></p> <p>配置天然石檯面和鏡。</p> <p>裝置及配件包括天然石材面盆、搪瓷座廁配智能系統、鑄鐵浴缸(尺寸1,700毫米(長) x 800毫米(闊) x 430毫米(深))、鍍鉻面盆水龍頭、鍍鉻浴缸水龍頭及鍍鉻花灑套裝、鍍鉻毛巾架及鍍鉻廁紙架。</p> <p>供水系統的類型及用料見下文「供水」一欄。</p> <p><u>10樓3號浴室3</u></p> <p>配置天然石檯面和鏡。</p> <p>裝置及配件包括天然石材面盆、搪瓷座廁配智能系統、鑄鐵浴缸(尺寸1,800毫米(長) x 800毫米(闊) x 430毫米(深))、鍍鉻面盆水龍頭、鍍鉻浴缸水龍頭及鍍鉻花灑套裝及鍍鉻毛巾架。</p>
--------	--

(b) Bathroom	<p>Fitted with cast iron bathtub with size of 1,700mm (L) x 750mm (W) x 450mm (H) for Bathroom 3 of No. 2 from 2/F to 17/F and 19/F to 22/F; Bathrooms 2, 3 and 4 of Nos. 1 & 6 on 23/F; Bathrooms 2 and 4 of No. 3 on 23/F and Bathroom 5 of No. 1 on 23/F.</p> <p>See “Water supply” below for type and material of water supply system.</p> <p><u>Bathroom 2, Bathroom 3 and Bathroom 4 of No. 1 from 2/F to 17/F and 19/F to 22/F, Bathroom 3 of No. 3 from 1/F to 9/F and 11/F to 22/F, Bathroom 3 of No.5 from 1/F to 22/F, Bathroom 3 of No. 6 & No. 7 from 1/F to 19/F and 21/F to 22/F, Bathroom 3 of No. 3 on 23/F)</u></p> <p>Fitted with mirror, wooden vanity cabinet with natural stone countertop.</p> <p>Fittings and equipment include vitreous china flushing water closet, vitreous china wash basin, chrome plated basin mixer, chrome plated bath/shower mixer and shower set, chrome plated towel rail, chrome plated robe hook, chrome plated towel hook, chrome plated illuminated cosmetic mirror and chrome plated paper holder.</p> <p>Fitted with cast iron bathtub with size of 1,700mm (L) x 750mm (W) x 450mm (H).</p> <p>See “Water supply” below for type and material of water supply system.</p> <p><u>Bathroom 2 of No. 1 on 18/F</u></p> <p>Fitted with mirror, wooden vanity cabinet with natural stone countertop, wood veneer finished door.</p> <p>Fittings and equipment include vitreous china wash basin, vitreous china flushing water closet with intelligent system, chrome plated basin mixer, chrome plated shower set, chrome plated towel rack and chrome plated paper holder. Tempered glass shower door and fixed panels are provided.</p> <p>See "Water supply" below for type and material of water supply system.</p> <p><u>Bathroom 3 of No. 1 on 18/F</u></p> <p>Fitted with mirror, wooden vanity cabinet with natural stone countertop and fabric finished door.</p> <p>Fittings and equipment include vitreous china wash basin, vitreous china flushing water closet, cast iron bathtub (size of 1,500mm (L) x 700mm (W) x 418mm (H)), chrome plated basin mixer,chrome plated bath mixer, chrome plated shower set, chrome plated towel rack and chrome plated paper holder. Tempered glass shower door and fixed panels are provided.</p> <p>See "Water supply" below for type and material of water supply system.</p> <p><u>Bathroom 2 of No. 3 on 10/F and Bathroom 2 of No. 2 on 18/F</u></p> <p>Fitted with mirror and natural stone countertop.</p> <p>Fittings and equipment include natural stone wash basin, vitreous china flushing water closet with intelligent system, cast iron bathtub (size of 1,700mm (L) x 800mm (W) x 430mm (H)), chrome plated basin mixer, chrome plated bathtub mixer and chrome plated shower set, chrome plated towel rack and chrome plated paper holder.</p> <p>See "Water supply" below for type and material of water supply system.</p> <p><u>Bathroom 3 of No. 3 on 10/F</u></p> <p>Fitted with mirror and natural stone countertop.</p> <p>Fittings and equipment include natural stone wash basin, vitreous china flushing water closet with intelligent system, cast iron bathtub (size of 1800mm (L) x 800m (W) x 430mm (H)), chrome plated basin mixer, chrome plated bathtub mixer and chrome plated shower set and chrome plated towel rack.</p>
--------------	---

(b) 浴室	<p>供水系統的類型及用料見下文「供水」一欄。</p> <p><u>18樓2號浴室3</u> 配置天然石檯面和鏡。</p> <p>裝置及配件包括天然石材面盆、搪瓷座廁配智能系統、鍍鉻面盆水龍頭、鍍鉻淋浴花灑套裝及鍍鉻毛巾架。浴室設置強化玻璃淋浴門及強化玻璃固定板。</p> <p>供水系統的類型及用料見下文「供水」一欄。</p> <p><u>20樓6號浴室2</u> 配置天然石檯面、皮革飾面門木櫃和鏡。</p> <p>裝置及配件包括搪瓷座廁、鑄鐵浴缸（尺寸1,800毫米（長）x 800毫米（闊）x 430毫米（深））、連水晶玻璃把手之鍍鉻面盆水龍頭、鍍鉻浴缸水龍頭及鍍鉻花灑套裝、鍍鉻毛巾層架、鍍鉻廁紙架及鍍鉻毛巾圈。</p> <p>供水系統的類型及用料見下文「供水」一欄。</p> <p>洗手間2 配置搪瓷座廁、搪瓷面盆配有鍍鉻面盆水龍頭、鍍鉻花灑套裝、鍍鉻浴巾架和廁紙架。</p> <p>供水系統的類型及用料見下文「供水」一欄。</p>
(c) 廚房	<p><u>所有單位（10樓3號、18樓1號及2號、20樓6號及7號除外）</u> 木櫃配不銹鋼洗滌盆和鍍鉻龍頭。</p> <p>供水系統的用料見下文「供水」一欄。</p> <p><u>18樓1號</u> 實木顆粒板廚櫃、配以金屬門板及木飾面門板、天然石材檯面、不銹鋼洗滌盆及鍍鉻冷熱水龍頭。廚櫃配金屬腳線及金屬手柄。</p> <p>供水系統的用料見下文「供水」一欄。</p> <p><u>10樓3號及18樓2號</u> 複合板廚櫃、配以光面強化玻璃鋁框門板、金屬烤漆鋁框門板、玻璃和天然石材檯面、不銹鋼洗滌盆及鍍鉻冷熱水龍頭。廚櫃配金屬腳線及金屬手柄。</p> <p>供水系統的用料見下文「供水」一欄。</p> <p><u>20樓6號</u> 複合板廚櫃、配以皮革門板、木飾面門板、天然石材檯面、不銹鋼洗滌盆及鍍鉻冷熱水龍頭。廚櫃配木腳線。</p> <p>供水系統的用料見下文「供水」一欄。</p>

(b) Bathroom	<p>See "Water supply" below for type and material of water supply system.</p> <p><u>Bathroom 3 of No. 2 on 18/F</u> Fiitted with mirror and natural stone countertop.</p> <p>Fittings and equipment include natural stone wash basin, vitreous china flushing water closet with intelligent system, chrome plated basin mixer, chrome plated shower set and chrome plated towel rack. Tempered glass shower door and fixed panels are provided.</p> <p>See "Water supply" below for type and material of water supply system.</p> <p><u>Bathroom 2 of No. 6 on 20F</u> Fitted with mirror, wooden vanity cabinet with natural stone countertop and leather finished door.</p> <p>Fittings and equipment include vitreous china flushing water closet, cast iron bathtub (size of 1,800mm (L) x 800mm (W) x 430mm (H)), chrome plated basin mixer with clear crystal glass handle knobs, chrome plated bathtub mixer and chrome plated shower set, chrome plated towel shelf, chrome plated paper holder and chrome plated towel ring.</p> <p>See "Water supply" below for type and material of water supply system.</p> <p>Toilet 2 Fittings and equipment include vitreous china flushing water closet, vitreous china wash basin, chrome plated basin mixer, chrome plated shower mixer and shower set, chrome plated towel rack and chrome plated paper holder.</p> <p>See “Water supply” below for type and material of water supply system.</p>
(c) Kitchen	<p><u>All units (except No. 3 on 10/F, No. 1 and No. 2 on 18/F, No.6 and No.7 on 20/F)</u> Wooden cabinet counter fitted with stainless steel sink and chrome plated mixer.</p> <p>See “Water Supply” below for material of water supply system.</p> <p><u>No.1 on 18/F</u> Wood particle board kitchen cabinet completed with metal door panel, timber veneer door panel, natural stone counter top and stainless steel sink with chrome finished hot and cold water faucet. Kitchen cabinet with metal skirting and completed with metal handle.</p> <p>See “Water Supply” below for material of water supply system.</p> <p><u>No.3 on 10/F and No.2 on 18/F</u> Chipboard kitchen cabinet completed with anodized aluminium framed gloss finished lacquered glass panel, metal lacquered panel, glass and natural stone counter top and stainless steel sink with chrome finished hot and cold water faucet. Kitchen cabinet with metal skirting and completed with metal handle.</p> <p>See “Water Supply” below for material of water supply system.</p> <p><u>No.6 on 20/F</u> Chipboard kitchen cabinet completed with leather door panel, timber veneer door panel, natural stone counter top and stainless steel sink with chrome finished hot and cold water faucet. Kitchen cabinet with timber skirting.</p> <p>See “Water Supply” below for material of water supply system.</p>

(c) 廚房	<p><u>20樓7號</u></p> <p>實木顆粒板廚櫃、配以金屬門板、油漆門板及木飾面門板、天然石材檯面、不銹鋼洗滌盆及鍍鉻冷熱水龍頭。廚櫃配金屬腳線及金屬手柄。</p> <p>供水系統的用料見下文「供水」一欄。</p>
(d) 睡房	<p>所有單位 (10樓3號所有睡房、18樓1號及2號所有睡房、20樓6號主人睡房及睡房2及20樓7號主人睡房除外)</p> <p>不設裝置。</p> <p><u>10樓3號</u></p> <p>主人睡房 — 嵌入式木衣櫃配以不銹鋼框裝飾玻璃門，帶有金屬掛衣桿。</p> <p>睡房2 — 嵌入式木衣櫃配以木飾面及皮革飾面門，帶有金屬掛衣桿。</p> <p>睡房3 — 嵌入式木衣櫃配以木飾面及布飾面門，帶有金屬掛衣桿。</p> <p><u>18樓1號</u></p> <p>主人睡房 — 嵌入式木衣櫃配以不銹鋼框裝飾玻璃門，帶有金屬掛衣桿。</p> <p>睡房2 — 嵌入式木衣櫃配以木飾面門，帶有金屬掛衣桿。</p> <p>睡房3 — 嵌入式儲物櫃配以木飾面門。</p> <p>睡房4 — 嵌入式木衣櫃配以布、不銹鋼飾面及裝飾玻璃，帶有木掛衣桿。</p> <p><u>18樓2號</u></p> <p>主人睡房 — 嵌入式木衣櫃配以不銹鋼框裝飾玻璃門，帶有金屬掛衣桿。</p> <p>睡房2 — 嵌入式木衣櫃配以木飾面及皮革飾面門，帶有金屬掛衣桿。</p> <p>睡房3 — 嵌入式木書桌配以木飾面門。</p> <p>睡房4 — 嵌入式木衣櫃配以木飾面及布飾面門，帶有金屬掛衣桿。</p> <p><u>20樓6號主人睡房及睡房2</u></p> <p>嵌入式木衣櫃配以木皮面、裝飾玻璃（只適用於主人睡房）、皮革（只適用於睡房2）及人造皮內飾面，帶有金屬掛衣桿。</p>

(c) Kitchen	<p><u>No.7 on 20/F</u></p> <p>Wood particle board kitchen cabinet completed with metal door panel, lacquered door panel, timber veneer door panel, natural stone counter top and stainless steel sink with chrome finished hot and cold water faucet. Kitchen cabinet with metal skirting and completed with metal handle.</p> <p>See “Water Supply” below for material of water supply system.</p>
(d) Bedroom	<p><u>All units (except all bedrooms of No.3 on 10/F, all bedrooms of No. 1 and No.2 on 18/F, Master Bedroom and Bedroom 2 of No.6 on 20/F and Master Bedroom of No.7 on 20/F)</u></p> <p>No fitting to be provided.</p> <p><u>No.3 on 10/F</u></p> <p>Master Bedroom - Built-in timber wardrobe with stainless steel framed decorative glass door, completed with metal hanging rod.</p> <p>Bedroom 2 - Built-in timber wardrobe with timber veneer and leather finished door, completed with metal hanging rod.</p> <p>Bedroom 3 - Built-in timber wardrobe with timber veneer and fabric finished door, completed with metal hanging rod.</p> <p><u>No.1 on 18/F</u></p> <p>Master Bedroom - Built-in timber wardrobe with stainless steel framed decorative glass door, completed with metal hanging rod.</p> <p>Bedroom 2 - Built-in timber wardrobe with timber veneer finished door, completed with metal hanging rod.</p> <p>Bedroom 3 - Built-in timber storage cabinet with timber veneer finished door.</p> <p>Bedroom 4 - Built-in timber wardrobe with fabric, stainless steel finish and decorative glass, completed with timber hanging rod.</p> <p><u>No.2 on 18/F</u></p> <p>Master Bedroom - Built-in timber wardrobe with stainless steel framed decorative glass door, completed with metal hanging rod.</p> <p>Bedroom 2 - Built-in timber wardrobe with timber veneer and leather finished door, completed with metal hanging rod.</p> <p>Bedroom 3 - Built-in timber writing desk with timber veneer finished door.</p> <p>Bedroom 4 - Built-in timber wardrobe with timber veneer and fabric finished door, completed with metal hanging rod.</p> <p><u>Master Bedroom and Bedroom 2 of No.6 on 20/F</u></p> <p>Built-in timber wardrobe in timber veneer, decorative glass (applicable to Master Bedroom only), leather (applicable to Bedroom 2 only) and interior finished with artificial leather finish, completed with metal hanging rod.</p>

(d) 睡房	20樓7號主人睡房 嵌入式木衣櫃配以木皮面、牆紙、皮革及人造皮內飾面，帶有金屬掛衣桿。
(e) 電話	電話插座之數目及位置，請參考「住宅單位機電裝置數量說明表」。
(f) 天線	電視/電台天線插座之數目及位置，請參考「住宅單位機電裝置數量說明表」。
(g) 電力裝置	客廳、飯廳、睡房、廚房、浴室、露台、空調機房、2樓1號及2號前庭、1樓3號、5號、6號及7號前庭和23樓1號、3號及6號前庭、1號、3號及6號私人天台均裝有安全電插座。導管部份隱藏、部份外露。所有外露導管均隱藏於假天花、裝飾橫樑或櫃內。每戶均裝有總電掣箱及包括漏電保護器。有關電插座、熔斷器接線電掣及空調機接駁點、抽氣扇開關掣之數目及位置，請參考「住宅單位機電裝置數量說明表」。
(h) 氣體供應	煤氣。氣體供應之系統及位置，請參考「住宅單位機電裝置數量說明表」。
(i) 洗衣機接駁點	洗衣機接駁點之位置及設計，請參考「住宅單位機電裝置數量說明表」。
(j) 供水	所有單位均安裝冷熱水喉管，全部採用有膠層保護之銅喉。有熱水供應。2樓至17樓及19樓至22樓1號和20樓6號及7號浴室及廚房之熱水由安裝於浴室、廚房及儲物房之熱水爐供應。18樓1號、2樓至22樓2號、1樓至22樓3、5、6及7號(20樓6號及7號除外)以及23樓1、3及6號浴室及廚房之熱水由安裝於浴室及儲物房之熱水爐供應。水管部份隱藏、部份外露。所有外露喉管均隱藏於假天花、裝飾橫樑或櫃內。
4. 雜項	
細項	描述
(a) 升降機	升降機詳情請參閱下文「所有升降機樓層示意圖」。
(b) 信箱	金屬配天然皮革飾面信箱。
(c) 垃圾收集	2樓至22樓1號及2號、1樓至22樓3、5、6及7號及23樓1、3及6號之樓層貨運電梯大堂設有垃圾及物料回收室，由清潔工人收集垃圾。 低層地下設有垃圾及物料回收房中央處理所有收集的垃圾。

(d) Bedroom	<u>Master Bedroom of No.7 on 20/F</u> Built-in timber wardrobe in timber veneer, wallpaper, leather and interior finished with artificial leather finish completed with metal hanging rod.
(e) Telephone	For the number and the location of telephone outlets points, please refer to the “Schedule of electrical & mechanical provisions of residential units”.
(f) Aerials	For the number and the location of TV/FM outlets, please refer to the “Schedule of electrical & mechanical provisions of residential units”.
(g) Electrical installations	General-use socket outlets are provided in all living rooms, dining rooms, bedrooms, kitchens, bathrooms, balconies, A/C plant rooms, terrace at 2/F of No. 1 and No. 2, terrace at 1/F of No. 3, No. 5, No. 6 and No. 7, terrace at 23/F of No.1, No.3 and No.6 and private roof of No. 1, No. 3 and No. 6. Conduits are concealed in part and exposed in part. All exposed conduits are enclosed in false ceilings, bulkheads or cabinets. MCB board complete with Residual Current Protection is provided for each unit. For the number and the location of socket outlets, fused connection unit, air conditioner points and switch for exhaust air fan, please refer to the “Schedule of electrical & mechanical provisions of residential units”.
(h) Gas supply	Town gas. Please refer to the “Schedule of electrical & mechanical provisions of residential units” for the system and the location of gas supply.
(i) Washing machine connection point	Please refer to the “Schedule of electrical & mechanical provisions of residential units” for the location and design of the washing machine connection points.
(j) Water supply	PVC-coated copper pipes are provided for both hot and cold water. Hot water is available. Hot water supply to bathroom and kitchen is provided by water heater installed in bathrooms, kitchen and store room for No.1 from 2/F to 17/F and 19/F to 22/F and Nos. 6 and 7 on 20/F. Hot water supply to bathroom and kitchen is provided by water heater installed in bathrooms and store room for No.1 on 18/F, No. 2 from 2/F to 22/F, Nos. 3, 5, 6 and 7 from 1/F to 22/F (except Nos. 6 and 7 on 20/F) and Nos. 1, 3 and 6 on 23/F. Water pipes are concealed in part and exposed in part. All exposed pipeworks are enclosed in false ceilings, bulkheads or cabinets.
4. Miscellaneous	
Item	Description
(a) Lifts	Please refer to “Floor Schematic for All Lifts” below for the details of lifts.
(b) Letter box	Metal Letter box with leather lining.
(c) Refuse collection	Refuse Storage and Material Recovery Room is provided near the service lift lobby for residential floors from 2/F to 22/F (Nos. 1 & 2), from 1/F to 22/F (Nos. 3, 5, 6 & 7) and on 23/F (Nos. 1, 3 & 6) for collection of refuse by cleaners. Collected refuse is centrally handled at the Refuse Storage and Material Recovery Chamber located on Lower Ground Floor.

(d) 水錶、電錶及氣體錶	住宅樓層電錶房及水錶櫃內均分別裝有每戶專用之獨立電錶及水錶。19樓1、2、5、6及7號廚房內均裝獨立煤氣錶，其餘單位廚房內均預留位置裝獨立煤氣錶。
5. 保安設施	入口大堂及所有升降機內均設有閉路電視鏡頭。設有八達通卡控制開啟入口大堂大門。 所有單位廚房設有視像對講系統。 3號及5號之1樓單位、6號及7號之1樓單位及1號及2號之2樓單位內不同位置設有玻璃碎裂探測器。 期數設有服務發展項目之車輛管控系統及移動感應器。 期數設有服務發展項目之外圍保安系統。
6. 設備	設備的品牌名稱及產品型號，請參閱「設備說明表」。

賣方承諾，如期數中沒有安裝分別於上表第4(a)項及第6項指明的品牌名稱或產品型號的升降機或設備，便會安裝品質相若的升降機或設備。

備註：住宅樓層不設4樓、13樓及14樓。

(d) Water meter, electricity meter and gas meter	Separate meters for electricity and potable water are provided respectively at electrical meter rooms and water meter cabinets at residential floors. Separate town gas meter is provided in the kitchen of Nos. 1, 2, 5, 6 and 7 on 19/F. Space for separate town gas meter is provided in the rest of units.
5. Security facilities	CCTV cameras are provided at main entrance lobbies and all lift cars. Octopus Card access control for main entrance lobbies. The kitchen of all units is equipped with a video door phone system. Glass break detectors are provided at different locations of Flats on 1/F of No.3 & No.5, Flats on 1/F of No.6 & No.7 and Flats on 2/F of No.1 & No.2. Vehicular control system and motion detectors serving the Development are installed in the Phase. Perimeter security system serving the Development is installed in the Phase.
6. Appliances	For brand names and model numbers of appliances, please refer to “Appliances Schedule” below.

The Vendor hereby undertakes that if lifts or appliances of the specified brand name or model number as stated respectively in item 4(a) and item 6 above are not installed in the Phase, lifts or appliances of comparable quality will be installed.

Remark: Residential floors 4/F, 13/F and 14/F are omitted.

設備說明表 Appliances Schedule

			1號及2號 No.1 & No.2						
			1號 No.1	2號 No.2	1號 No.1	2號 No.2	1號 No.1	2號 No.2	1號 No.1
設備 Appliance	品牌名稱 Brand Name	產品型號 Model Number	2樓 2/F		3樓至17樓及19樓至22樓 3/F to 17/F and 19/F to 22/F		18樓 18/F		23樓 23/F
雪櫃 Refrigerator	Gaggenau	RC472304	-	-	-	-	✓	-	-
	Gaggenau	RY492304	-	-	-	-	-	✓	-
冷凍櫃 Freezer	Gaggenau	RF411304	-	-	-	-	✓	-	-
酒櫃 Wine Cellar	Gaggenau	RW466364	-	-	-	-	✓	-	-
	Gaggenau	RW414364	-	-	-	-	-	✓	-
抽油煙機 Cooker Hood	Bulthaup	604 DDU 120	-	-	-	-	✓	-	-
	Gaggenau	AW442120 + AR400143 + AD442012	-	-	-	-	-	✓	-
	Unico	FH 1000	-	-	-	-	✓	-	-
煤氣煮食爐 (單頭) Gas Hob (Single Hob)	Gaggenau	VG415311SG	-	-	-	-	-	✓	-
煤氣煮食爐 (雙頭) Gas Hob (Double Hobs)	Gaggenau	VG425311SG	-	-	-	-	-	✓	-
電磁爐 Induction Cooker	Gaggenau	CI292110	-	-	-	-	✓	-	-
	Gaggenau	VI422111	-	-	-	-	-	✓	-
咖啡機 Coffee Machine	Gaggenau	CM450111	-	-	-	-	✓	✓	-
暖碗碟櫃 Warming Drawer	Gaggenau	WS462110	-	-	-	-	✓	✓	-
洗碗碟機 Dish Washer	Gaggenau	DF480162	-	-	-	-	✓	✓	-
電焗爐 Electric Oven	Gaggenau	EB333110	-	-	-	-	✓	✓	-
蒸爐連微波爐 Steam Oven with Microwave	Gaggenau	BM450110	-	-	-	-	✓	✓	-
蒸爐 Steam Oven	Gaggenau	BS450110	-	-	-	-	✓	✓	-
中式煮食爐 Chinese Cooking Range	Unico	Square 1	-	-	-	-	✓	-	-
空調室內機 VRV A/C Unit (Indoor Unit)	大金 Daikin	FXDP28QPVC	✓	✓	✓	✓	✓	✓	✓
		FXDP36QPVC	-	✓	-	✓	-	✓	-
		FXDP45QPVC	✓	✓	✓	✓	✓	✓	✓

備註：住宅樓層不設4樓、13樓及14樓。
Remark: Residential floors 4/F, 13/F and 14/F are omitted.

設備說明表 Appliances Schedule

			1號及2號 No.1 & No.2						
			1號 No.1	2號 No.2	1號 No.1	2號 No.2	1號 No.1	2號 No.2	1號 No.1
設備 Appliance	品牌名稱 Brand Name	產品型號 Model Number	2樓 2/F		3樓至17樓及19樓至22樓 3/F to 17/F and 19/F to 22/F		18樓 18/F		23樓 23/F
空調室內機 VRV A/C Unit (Indoor Unit)	大金 Daikin	FXDP56QPVC	✓	✓	✓	✓	✓	✓	✓
		FXDP71QPVC	✓	✓	✓	✓	✓	✓	✓
		FJEKP22BA	✓	✓	✓	✓	✓	✓	✓
		FJEKP32BA	✓	✓	✓	✓	✓	✓	✓
空調室外機 VRV A/C Unit (Outdoor Unit)	大金 Daikin	RUXYQ12AB	✓	-	✓	-	✓	-	-
		RJZQ4AAV	-	-	-	-	-	-	-
		RJZQ6AAV	✓	✓	✓	✓	✓	✓	✓
		RUXYQ18AB	-	✓	-	✓	-	✓	-
		RUXYQ26BA	-	-	-	-	-	-	-
		RUXYQ30BA	-	-	-	-	-	-	-
		RUXYQ32BA	-	-	-	-	-	-	✓
抽氣扇 Exhaust Fan	伊馬司 Imasu	MBF125	✓	✓	✓	✓	✓	✓	-
		MBF150L	✓	✓	✓	✓	✓	✓	✓
		MSF18-8	✓	✓	✓	✓	✓	✓	✓
		MFS20-12	✓	-	✓	-	✓	-	✓
電熱水爐 Electric Water Heater	斯寶亞創 Stiebel Eltron	DHE 27 SLi	✓	✓	✓	✓	✓	✓	✓
		DHE 18/21/24 SLi	✓	✓	✓	✓	✓	✓	-
地暖系統 Floor Heating System	Easyheat	不適用 Not applicable	✓	✓	✓	✓	-	-	✓
天花揚聲器系統 Ceiling Speaker System	B&O	Celestial BOC 82	✓	✓	✓	✓	✓	✓	✓
		Beo Sound Core	✓	✓	✓	✓	✓	✓	✓
		Beo Amp2	✓	✓	✓	✓	✓	✓	✓
洗衣機 Washer	Gaggenau	WM 260163	✓	✓	✓	✓	✓	✓	✓
乾衣機 Dryer	Gaggenau	WT 260101	✓	✓	✓	✓	✓	✓	✓
浴鏡除霧器 Mirror Defogster	YASH	YASH 6080	✓	✓	✓	✓	-	-	✓
	Monarch	30S2-LB	-	-	-	-	✓	✓	-
視像對講系統顯示屏 Video Door Phone Panel	TCS	CAE 3202-IP-0151	✓	✓	✓	✓	✓	✓	✓
視像對講系統顯示板 Video Door Phone Pad	TCS	ITT 200-PT	✓	✓	✓	✓	✓	✓	✓
空調中央控制屏 A/C Central Controller	大金 Daikin	DCS 601C51	✓	✓	✓	✓	✓	✓	✓

備註：住宅樓層不設4樓、13樓及14樓。

Remark: Residential floors 4/F, 13/F and 14/F are omitted.

設備說明表 Appliances Schedule

			3號及5號 No.3 & No.5					
			3號 No.3	5號 No.5	3號 No.3	5號 No.5	3號 No.3	3號 No.3
設備 Appliance	品牌名稱 Brand Name	產品型號 Model Number	1樓 1/F		2樓至9樓及 11樓至22樓 2/F to 9/F and 11/F to 22/F	2樓至22樓 2/F to 22/F	10樓 10/F	23樓 23/F
雪櫃 Refrigerator	Gaggenau	RC472304	-	-	-	-	-	-
	Gaggenau	RY492303	-	-	-	-	✓	-
冷凍櫃 Freezer	Gaggenau	RF411304	-	-	-	-	-	-
酒櫃 Wine Cellar	Gaggenau	RW466364	-	-	-	-	-	-
	Gaggenau	RW414364	-	-	-	-	✓	-
抽油煙機 Cooker Hood	Bulthaup	604 DDU 120	-	-	-	-	-	-
	Gaggenau	AW442120 + AR400143 + AD442012	-	-	-	-	✓	-
	Unico	FH 1000	-	-	-	-	-	-
煤氣煮食爐 (單頭) Gas Hob (Single Hob)	Gaggenau	VG415311SG	-	-	-	-	✓	-
煤氣煮食爐 (雙頭) Gas Hob (Double Hobs)	Gaggenau	VG425311SG	-	-	-	-	✓	-
電磁爐 Induction Cooker	Gaggenau	CI292110	-	-	-	-	-	-
	Gaggenau	VI422113	-	-	-	-	✓	-
咖啡機 Coffee Machine	Gaggenau	CM450112	-	-	-	-	✓	-
暖碗碟櫃 Warming Drawer	Gaggenau	WS462110	-	-	-	-	✓	-
洗碗碟機 Dish Washer	Gaggenau	DF480110	-	-	-	-	✓	-
電焗爐 Electric Oven	Gaggenau	EB333110	-	-	-	-	✓	-
蒸爐連微波爐 Steam Oven with Microwave	Gaggenau	BM450110	-	-	-	-	✓	-
蒸爐 Steam Oven	Gaggenau	BS450111	-	-	-	-	✓	-
中式煮食爐 Chinese Cooking Range	Unico	Square 1	-	-	-	-	-	-
空調室內機 VRV A/C Unit (Indoor Unit)	大金 Daikin	FXDP28QPVC	✓	✓	✓	✓	✓	✓
		FXDP36QPVC	✓	✓	✓	✓	✓	-
		FXDP45QPVC	✓	✓	✓	✓	✓	✓

備註：住宅樓層不設4樓、13樓及14樓。
Remark: Residential floors 4/F, 13/F and 14/F are omitted.

設備說明表 Appliances Schedule

			3號及5號 No.3 & No.5					
			3號 No.3	5號 No.5	3號 No.3	5號 No.5	3號 No.3	3號 No.3
設備 Appliance	品牌名稱 Brand Name	產品型號 Model Number	1樓 1/F	1樓 1/F	2樓至9樓 及11樓至 22樓 2/F to 9/F and 11/F to 22/F	2樓至22樓 2/F to 22/F	10樓 10/F	23樓 23/F
空調室內機 VRV A/C Unit (Indoor Unit)	大金 Daikin	FXDP56QPVC	✓	✓	✓	✓	✓	✓
		FXDP71QPVC	✓	✓	✓	✓	✓	✓
		FJEKP22BA	✓	✓	✓	✓	✓	✓
		FJEKP32BA	✓	✓	✓	✓	✓	✓
空調室外機 VRV A/C Unit (Outdoor Unit)	大金 Daikin	RUXYQ12AB	-	-	-	-	-	-
		RJZQ4AAV	-	-	-	-	-	-
		RJZQ6AAV	✓	✓	✓	✓	✓	✓
		RUXYQ18BA	✓	✓	✓	✓	✓	-
		RUXYQ26BA	-	-	-	-	-	✓
		RUXYQ30BA	-	-	-	-	-	-
		RUXYQ32BA	-	-	-	-	-	-
抽氣扇 Exhaust Fan	伊馬司 Imasu	MBF125	✓	✓	✓	✓	✓	✓
		MBF150L	✓	✓	✓	✓	✓	✓
		MSF18-8	✓	✓	✓	✓	✓	✓
		MFS20-12	-	-	-	-	-	✓
電熱水爐 Electric Water Heater	斯寶亞創 Stiebel Eltron	DHE 27 SLi	✓	✓	✓	✓	✓	✓
		DHE 18/21/24 SLi	✓	✓	✓	✓	✓	-
地暖系統 Floor Heating System	Easyheat	不適用 Not applicable	✓	✓	✓	✓	-	✓
天花揚聲器系統 Ceiling Speaker System	B&O	Celestial BOC 82	✓	✓	✓	✓	-	✓
		Beo Sound Core	✓	✓	✓	✓	-	✓
		Beo Amp2	✓	✓	✓	✓	-	✓
洗衣機 Washer	Gaggenau	WM 260163	✓	✓	✓	✓	✓	✓
乾衣機 Dryer	Gaggenau	WT 260101	✓	✓	✓	✓	✓	✓
浴鏡除霧器 Mirror Defogster	YASH	YASH 6080	✓	✓	✓	✓	-	✓

備註：住宅樓層不設4樓、13樓及14樓。
Remark: Residential floors 4/F, 13/F and 14/F are omitted.

設備說明表 Appliances Schedule

			3號及5號 No.3 & No.5					
			3號 No.3	5號 No.5	3號 No.3	5號 No.5	3號 No.3	3號 No.3
設備 Appliance	品牌名稱 Brand Name	產品型號 Model Number	1樓 1/F	1樓 1/F	2樓至9樓 及11樓至 22樓 2/F to 9/F and 11/F to 22/F	2樓至22樓 2/F to 22/F	10樓 10/F	23樓 23/F
視像對講系統顯示屏 Video Door Phone Panel	TCS	CAE 3202-IP-0151	✓	✓	✓	✓	✓	✓
視像對講系統顯示板 Video Door Phone Pad	TCS	ITT 200-PT	✓	✓	✓	✓	✓	✓
空調中央控制屏 A/C Central Controller	大金 Daikin	DCS 601C51	✓	✓	✓	✓	✓	✓

備註：住宅樓層不設4樓、13樓及14樓。
Remark: Residential floors 4/F, 13/F and 14/F are omitted.

設備說明表 Appliances Schedule

			6號及7號 No.6 & No.7						
			6號 No.6	7號 No.7	6號 No.6	7號 No.7	6號 No.6	7號 No.7	6號 No.6
設備 Appliance	品牌名稱 Brand Name	產品型號 Model Number	1樓 1/F	1樓 1/F	2樓至19樓及21樓至22樓 2/F to 19/F and 21/F to 22/F		20樓 20/F		23樓 23/F
雪櫃 Refrigerator	Gaggenau	RC472304	-	-	-	-	-	✓	-
	Gaggenau	RY492304	-	-	-	-	-	-	-
	V Zug	Komfort KKwl	-	-	-	-	✓	-	-
冷凍櫃 Freezer	Gaggenau	RF411304	-	-	-	-	-	✓	-
酒櫃 Wine Cellar	Gaggenau	RW466364	-	-	-	-	✓	✓	-
	Gaggenau	RW414364	-	-	-	-	-	-	-
抽油煙機 Cooker Hood	Gaggenau	AF210161	-	-	-	-	✓	-	-
	Gaggenau	AW442120 + AR400143 + AD442012	-	-	-	-	-	✓	-
煤氣煮食爐 (單頭) Gas Hob (Single Hob)	Gaggenau	VG415311SG	-	-	-	-	-	✓	-
煤氣煮食爐 (雙頭) Gas Hob (Double Hobs)	Gaggenau	VG425311SG	-	-	-	-	-	✓	-
電磁爐 Induction Cooker	Gaggenau	CI292110	-	-	-	-	-	-	-
	Gaggenau	VI422111	-	-	-	-	-	✓	-
	Gaggenau	VI230134	-	-	-	-	✓	-	-
咖啡機 Coffee Machine	Gaggenau	CM450111	-	-	-	-	-	✓	-
暖碗碟櫃 Warming Drawer	Gaggenau	WS462110	-	-	-	-	-	✓	-
洗碗碟機 Dish Washer	Gaggenau	DF480162	-	-	-	-	-	✓	-
電焗爐 Electric Oven	Gaggenau	EB333110	-	-	-	-	-	✓	-
蒸爐連微波爐 Steam Oven with Microwave	Gaggenau	BM450110	-	-	-	-	-	✓	-
蒸爐 Steam Oven	Gaggenau	BS450110	-	-	-	-	-	✓	-
中式煮食爐 Chinese Cooking Range	Unico	Square 1	-	-	-	-	-	-	-
空調室內機 VRV A/C Unit (Indoor Unit)	大金 Daikin	FXDP28QPVC	✓	✓	✓	✓	✓	✓	✓
		FXDP36QPVC	✓	✓	✓	✓	✓	✓	-
		FXDP45QPVC	✓	✓	✓	✓	✓	✓	✓

備註：住宅樓層不設4樓、13樓及14樓。
Remark: Residential floors 4/F, 13/F and 14/F are omitted.

設備說明表 Appliances Schedule

			6號及7號 No.6 & No.7						
			6號 No.6	7號 No.7	6號 No.6	7號 No.7	6號 No.6	7號 No.7	6號 No.6
設備 Appliance	品牌名稱 Brand Name	產品型號 Model Number	1樓 1/F	1樓 1/F	2樓至19樓及21樓至22樓 2/F to 19/F and 21/F to 22/F		20樓 20/F		23樓 23/F
空調室內機 VRV A/C Unit (Indoor Unit)	大金 Daikin	FXDP56QPVC	✓	✓	✓	✓	✓	✓	✓
		FXDP71QPVC	✓	✓	✓	✓	✓	✓	✓
		FJEKP22BA	✓	✓	✓	✓	✓	✓	✓
		FJEKP32BA	✓	✓	✓	✓	✓	✓	✓
空調室外機 VRV A/C Unit (Outdoor Unit)	大金 Daikin	RUXYQ12AB	-	-	-	-	-	-	-
		RJZQ4AAV	-	✓	-	✓	-	✓	-
		RJZQ6AAV	✓	✓	✓	✓	✓	✓	✓
		RUXYQ18AB	✓	✓	✓	✓	✓	✓	-
		RUXYQ26BA	-	-	-	-	-	-	-
		RUXYQ30BA	-	-	-	-	-	-	✓
		RUXYQ32BA	-	-	-	-	-	-	-
抽氣扇 Exhaust Fan	伊馬司 Imasu	MBF125	✓	✓	✓	✓	✓	✓	✓
		MBF150L	✓	✓	✓	✓	✓	✓	✓
		MSF18-8	✓	✓	✓	✓	✓	✓	✓
		MFS20-12	-	-	-	-	-	-	✓
電熱水爐 Electric Water Heater	斯寶亞創 Stiebel Eltron	DHE 27 SLi	✓	✓	✓	✓	✓	✓	✓
		DHE 18/21/24 SLi	✓	✓	✓	✓	✓	✓	-
地暖系統 Floor Heating System	Easyheat	不適用 Not applicable	✓	✓	✓	✓	-	-	✓
天花揚聲器系統 Ceiling Speaker System	B&O	Celestial BOC 82	✓	✓	✓	✓	✓	✓	✓
		Beo Sound Core	✓	✓	✓	✓	✓	✓	✓
		Beo Amp2	✓	✓	✓	✓	✓	✓	✓
洗衣機 Washer	Gaggenau	WM 260163	✓	✓	✓	✓	-	✓	✓
乾衣機 Dryer	Gaggenau	WT 260101	✓	✓	✓	✓	-	✓	✓
浴鏡除霧器 Mirror Defogster	YASH	YASH 6080	✓	✓	✓	✓	-	-	✓
	Monarch	30S2-LB	-	-	-	-	✓	-	-
		76S2-LB	-	-	-	-	-	✓	-
		97S2-LB	-	-	-	-	✓	-	-
視像對講系統顯示屏 Video Door Phone Panel	TCS	CAE 3202-IP-0151	✓	✓	✓	✓	✓	✓	✓
視像對講系統顯示板 Video Door Phone Pad	TCS	ITT 200-PT	✓	✓	✓	✓	✓	✓	✓
空調中央控制屏 A/C Central Controller	大金 Daikin	DCS 601C51	✓	✓	✓	✓	✓	✓	✓

備註：住宅樓層不設4樓、13樓及14樓。
Remark: Residential floors 4/F, 13/F and 14/F are omitted.

所有升降機樓層示意圖 Floor Schematic for All Lifts

樓層 Floor		1號及2號 No.1 & No. 2				3號及5號 No.3 & No.5				6號及7號 No.6 & No.7				平台 Podium
	品牌 Brand	迅達 Schindler												
	型號 Model No.	7000	7000	5500 MMR	7000	7000	7000	5500 MMR	7000	7000	7000	5500 MMR	7000	5500 MRL
	升降機編號 Lift No.	L1	L2	L3	L4	L5	L6	L7	L8	L9	L10	L11	L12	L22
	升降機數目 Number of Lift	1	1	1	1	1	1	1	1	1	1	1	1	1
23樓 23/F		✓	X	✓	✓	✓	X	✓	✓	✓	✓	✓	X	N/A
22樓 22/F		✓	✓	✓	✓	✓	✓	✓	✓	✓	✓	✓	✓	N/A
21樓 21/F		✓	✓	✓	✓	✓	✓	✓	✓	✓	✓	✓	✓	N/A
20樓 20/F		✓	✓	✓	✓	✓	✓	✓	✓	✓	✓	✓	✓	N/A
19樓 19/F		✓	✓	✓	✓	✓	✓	✓	✓	✓	✓	✓	✓	N/A
18樓 18/F		✓	✓	✓	✓	✓	✓	✓	✓	✓	✓	✓	✓	N/A
17樓 17/F		✓	✓	✓	✓	✓	✓	✓	✓	✓	✓	✓	✓	N/A
16樓 16/F		✓	✓	✓	✓	✓	✓	✓	✓	✓	✓	✓	✓	N/A
15樓 15/F		✓	✓	✓	✓	✓	✓	✓	✓	✓	✓	✓	✓	N/A
12樓 12/F		✓	✓	✓	✓	✓	✓	✓	✓	✓	✓	✓	✓	N/A
11樓 11/F		✓	✓	✓	✓	✓	✓	✓	✓	✓	✓	✓	✓	N/A
10樓 10/F		✓	✓	✓	✓	✓	✓	✓	✓	✓	✓	✓	✓	N/A
9樓 9/F		✓	✓	✓	✓	✓	✓	✓	✓	✓	✓	✓	✓	N/A
8樓 8/F		✓	✓	✓	✓	✓	✓	✓	✓	✓	✓	✓	✓	N/A
7樓 7/F		✓	✓	✓	✓	✓	✓	✓	✓	✓	✓	✓	✓	N/A
6樓 6/F		✓	✓	✓	✓	✓	✓	✓	✓	✓	✓	✓	✓	N/A
5樓 5/F		✓	✓	✓	✓	✓	✓	✓	✓	✓	✓	✓	✓	N/A
3樓 3/F		✓	✓	✓	✓	✓	✓	✓	✓	✓	✓	✓	✓	N/A
2樓 2/F		✓	✓	✓	✓	✓	✓	✓	✓	✓	✓	✓	✓	N/A
1樓 1/F		N/A	N/A	N/A	N/A	✓	✓	✓	✓	✓	✓	✓	✓	N/A
水平高度 + 165.15 之樓層 Level +165.15		X	X	X	X	N/A	N/A	N/A	N/A	N/A	N/A	N/A	N/A	N/A
水平高度 + 162.22 之樓層 Level +162.22		X	X	X	X	X	X	X	X	X	X	X	X	N/A
水平高度 + 158.57 之樓層 Level +158.57		X	X	X	X	X	X	X	X	X	X	X	X	N/A
地下 G/F		✓	✓	✓	✓	✓	✓	✓	✓	✓	✓	✓	✓	✓
低層地下 LG/F		✓	✓	✓	✓	✓	✓	✓	✓	✓	✓	✓	✓	✓
地庫1樓 B1		✓	✓	✓	✓	✓	✓	✓	✓	✓	✓	✓	✓	✓
地庫2樓 B2		✓	✓	✓	✓	✓	✓	✓	✓	✓	✓	✓	✓	✓
地庫3樓 B3		N/A	N/A	N/A	N/A	✓	✓	✓	✓	✓	✓	✓	✓	✓
地庫4樓 B4		N/A	N/A	N/A	N/A	✓	✓	✓	✓	✓	✓	✓	✓	✓

✓ = 到達的樓層 Floor served
X = 不到達的樓層 Floor not served
N/A = 並無該層 No Such Floor

備註：住宅樓層不設4樓、13樓及14樓。
Remark: Residential floors 4/F, 13/F and 14/F are omitted.

住宅單位機電裝置數量說明表 Schedule of electrical & mechanical provisions of residential units

單位 Unit		1號 No.1	2號 No.2	1號 No.1	2號 No.2	1號 No.1	2號 No.2	1號 No.1	2號 No.2	1號 No.1	2號 No.2	1號 No.1	2號 No.2	1號 No.1	2號 No.2
樓層 Floor		2樓 2/F		3樓-11樓、 15樓-17樓、 20樓-22樓 3/F- 11/F, 15/F - 17/F, 20/F-22/F		12樓 12/F		18樓 18/F		19樓 19/F		23樓 23/F	天台 Roof		
入口大堂 Entrance Hall	燈位 Lighting Point	8	8	8	8	8	8	8	8	8	8	8			
	燈掣 Lighting Switch	0	0	0	0	0	0	0	0	0	0	1			
	視像對講系統顯示屏 Video Door Phone Panel	1	1	1	1	1	1	1	1	1	1	1			
	裝有熔斷器接線電蘇位 Fused Spur Unit	4	4	4	4	4	4	4	4	4	4	4			
門廳 Foyer	燈位 Lighting Point	5	5	5	5	5	5	13	16	5	5	不適用 N/A			
	空調機室內機接駁點 Air-conditioner point for A/C Indoor Unit	2	4	2	4	2	4	2	4	2	4				
	裝有熔斷器接線電蘇位 Fused Spur Unit	1	1	1	1	1	1	0	0	1	1				
	接線電掣 Connection Unit	0	0	0	0	0	0	0	0	0	0				
	13A單位電插座 13A Single Socket Outlet	1	4	1	4	1	4	1	1	1	4				
	13A雙位電插座 13A Twin Socket Outlet	1	1	1	1	1	1	0	1	1	1				
	電話插座 Telephone Outlet	1	1	1	1	1	1	0	0	1	1				
	燈掣 Lighting Switch	7	5	7	5	7	5	4	5	7	5				
	抽氣扇開關掣 Switch for Exhaust Air Fan	2	1	2	1	2	1	1	1	2	1				
	門鈴 Door Bell	1	1	1	1	1	1	1	1	1	1				
	電熱水爐開關掣 Switch for Electrical Water Heater	1	0	1	0	1	0	0	4	1	0				
客廳/飯廳 Living/ Dining Room (LIV/DIN.)	空調機室內機接駁點 Air-conditioner point for A/C Indoor Unit	3	0	3	0	3	0	0	0	3	0	不適用 N/A			
	13A單位電插座 13A Single Socket Outlet	3	2	3	2	3	2	2	0	3	2				
	13A雙位電插座 13A Twin Socket Outlet	2	2	2	2	2	2	3	3	2	2				
	電視/電台天線插座 TV/FM Outlet	2	3	2	3	2	3	1	1	2	3				
	電話插座 Telephone Outlet	2	2	2	2	2	2	0	0	2	2				
	RJ45數據位 RJ45 Data Outlet	1	1	1	1	1	1	0	0	1	1				
	電話及數據插座 Telephone and Data Outlet	0	0	0	0	0	0	1	1	0	0				
	燈位 Lighting Point	8	6	8	6	8	6	22	27	8	6				
	燈掣 Lighting Switch	1	1	1	1	1	1	1	1	1	1				
	裝有熔斷器接線電蘇位 Fused Spur Unit	0	0	0	0	0	0	0	0	0	0				
	視聽線槽 Trunking for AV Signal	0	0	0	0	0	0	0	1	0	0				
客廳 Living Room	空調機室內機接駁點 Air-conditioner point for A/C Indoor Unit	不適用 N/A										4			
	13A單位電插座 13A Single Socket Outlet											0			
	13A雙位電插座 13A Twin Socket Outlet											3			
	電視/電台天線插座 TV/FM Outlet											2			
	電話插座 Telephone Outlet											2			
	RJ45數據位 RJ45 Data Outlet											0			
	燈位 Lighting Point											9			
	燈掣 Lighting Switch											5			
	裝有熔斷器接線電蘇位 Fused Spur Unit											0			
	抽氣扇開關掣 Switch for Exhaust Air Fan											1			
	門鈴 Door Bell											1			

備註：住宅樓層不設4樓、13樓及14樓。

Remark: Residential floors 4/F, 13/F and 14/F are omitted.

住宅單位機電裝置數量說明表 Schedule of electrical & mechanical provisions of residential units

單位 Unit		1號 No.1	2號 No.2	1號 No.1	2號 No.2	1號 No.1	2號 No.2	1號 No.1	2號 No.2	1號 No.1	2號 No.2	1號 No.1	1號 No.1
樓層 Floor		2樓 2/F		3樓-11樓、 15樓-17樓、 20樓-22樓 3/F- 11/F, 15/F - 17/F, 20/F-22/F		12樓 12/F		18樓 18/F		19樓 19/F		23樓 23/F	天台 Roof
飯廳 Dining Room	空調機室內機接駁點 Air-conditioner point for A/C Indoor Unit	不適用 N/A										3	
	13A單位電插座 13A Single Socket Outlet											0	
	13A雙位電插座 13A Twin Socket Outlet											1	
	電視/電台天線插座 TV/FM Outlet											0	
	電話插座 Telephone Outlet											1	
	RJ45數據位 RJ45 Data Outlet											1	
	燈位 Lighting Point											6	
	燈掣 Lighting Switch											3	
	裝有熔斷器接線電蘇位 Fused Spur Unit											0	
	抽氣扇開關掣 Switch for Exhaust Air Fan											2	
露台 Balcony (BAL.)	燈位 Lighting Point	不適用 N/A		3	3	3	3	3	3	3	3	不適用 N/A	
	燈掣 Lighting Switch			0	0	0	0	0	0	0			
	13A防水單位電插座			1	1	1	1	1	1	1			
	13A Weatherproof Single Socket Outlet			1	1	1	1	1	1	1			
主人睡房 Master Bedroom (MBR)	空調機室內機接駁點 Air-conditioner point for A/C Indoor Unit	2	2	2	2	2	2	3	2	2	2	3	不適用 N/A
	13A單位電插座 13A Single Socket Outlet	1	1	1	1	1	1	2	0	1	1	0	
	13A雙位電插座 13A Twin Socket Outlet	2	2	2	2	2	2	1	2	2	2	2	
	13A雙位電插座連USB 13A Twin Socket Outlet with USB	0	0	0	0	0	0	2	1	0	0	0	
	電視/電台天線插座 TV/FM Outlet	1	1	1	1	1	1	1	1	1	1	1	
	電話插座 Telephone Outlet	1	1	1	1	1	1	0	0	1	1	1	
	RJ45數據位 RJ45 Data Outlet	1	1	1	1	1	1	0	0	1	1	1	
	電話及數據插座 Telephone and Data Outlet	0	0	0	0	0	0	1	1	0	0	0	
	燈位 Lighting Point	4	4	4	4	4	4	34	38	4	4	5	
	燈掣 Lighting Switch	3	3	3	3	3	3	10	5	3	3	4	
	抽氣扇開關掣 Switch for Exhaust Air Fan	0	0	0	0	0	0	1	1	0	0	0	
	抽氣扇及地暖系統開關掣 Switch for Exhaust Air Fan & Floor Heating System	1	1	1	1	1	1	0	0	1	1	1	
電熱水爐開關掣 Switch for Electrical Water Heater	1	1	1	1	1	1	0	0	1	1	1		
睡房2 Bedroom 2 (BR2)	空調機室內機接駁點 Air-conditioner point for A/C Indoor Unit	1	1	1	1	1	1	1	1	1	1	1	
	13A單位電插座 13A Single Socket Outlet	1	0	1	0	1	0	0	1	1	0	0	
	13A雙位電插座 13A Twin Socket Outlet	2	2	2	2	2	2	1	0	2	2	2	
	13A雙位電插座連USB 13A Twin Socket Outlet with USB	0	0	0	0	0	0	2	1	0	0	0	
	電視/電台天線插座 TV/FM Outlet	1	1	1	1	1	1	1	0	1	1	1	
	電話插座 Telephone Outlet	1	1	1	1	1	1	0	0	1	1	1	
	RJ45數據位 RJ45 Data Outlet	1	1	1	1	1	1	0	0	1	1	1	
	電話及數據插座 Telephone and Data Outlet	0	0	0	0	0	0	1	0	0	0	0	
	燈位 Lighting Point	2	2	2	2	2	2	13	10	2	2	2	
	燈掣 Lighting Switch	2	1	2	1	2	1	3	4	2	1	2	
	抽氣扇開關掣 Switch for Exhaust Air Fan	1	0	1	0	1	0	1	1	1	0	0	
	電熱水爐開關掣 Switch for Electrical Water Heater	1	0	1	0	1	0	0	0	1	0	1	
	抽氣扇及地暖系統開關掣 Switch for Exhaust Air Fan & Floor Heating System	0	0	0	0	0	0	0	0	0	0	1	

備註：住宅樓層不設4樓、13樓及14樓。

Remark: Residential floors 4/F, 13/F and 14/F are omitted.

住宅單位機電裝置數量說明表 Schedule of electrical & mechanical provisions of residential units

單位 Unit		1號 No.1	2號 No.2	1號 No.1	2號 No.2	1號 No.1	2號 No.2	1號 No.1	2號 No.2	1號 No.1	2號 No.2	1號 No.1	1號 No.1
樓層 Floor		2樓 2/F		3樓-11樓、 15樓-17樓、 20樓-22樓 3/F- 11/F, 15/F - 17/F, 20/F-22/F		12樓 12/F		18樓 18/F		19樓 19/F		23樓 23/F	天台 Roof
睡房3 Bedroom 3 (BR3)	空調機室內機接駁點 Air-conditioner point for A/C Indoor Unit	1	1	1	1	1	1	1	0	1	1	1	
	13A單位電插座 13A Single Socket Outlet	1	0	1	0	1	0	3	1	1	0	0	
	13A雙位電插座 13A Twin Socket Outlet	2	2	2	2	2	2	1	1	2	2	2	
	電視/電台天線插座 TV/FM Outlet	1	1	1	1	1	1	0	0	1	1	1	
	電話插座 Telephone Outlet	1	1	1	1	1	1	0	0	1	1	1	
	RJ45數據位 RJ45 Data Outlet	1	1	1	1	1	1	0	0	1	1	1	
	電話及數據插座 Telephone and Data Outlet	0	0	0	0	0	0	1	1	0	0	0	
	燈位 Lighting Point	2	2	2	2	2	2	8	12	2	2	2	
	燈掣 Lighting Switch	1	2	1	1	1	1	1	1	1	1	2	
	抽氣扇開關掣 Switch for Exhaust Air Fan	0	0	0	0	0	0	0	0	0	0	0	
	電熱水爐開關掣 Switch for Electrical Water Heater	0	0	0	0	0	0	0	0	0	0	1	
	抽氣扇及地暖系統開關掣 Switch for Exhaust Air Fan & Floor Heating System	0	0	0	0	0	0	0	0	0	0	1	
睡房4 Bedroom 4 (BR4)	空調機室內機接駁點 Air-conditioner point for A/C Indoor Unit	1	1	1	1	1	1	3	1	1	1	1	不適用 N/A
	13A單位電插座 13A Single Socket Outlet	0	0	0	0	0	0	0	1	0	0	0	
	13A雙位電插座 13A Twin Socket Outlet	2	2	2	2	2	2	1	0	2	2	2	
	13A雙位電插座連USB 13A Twin Socket Outlet with USB	0	0	0	0	0	0	2	1	0	0	0	
	電視/電台天線插座 TV/FM Outlet	1	1	1	1	1	1	1	0	1	1	1	
	電話插座 Telephone Outlet	1	1	1	1	1	1	0	0	1	1	1	
	RJ45數據位 RJ45 Data Outlet	1	1	1	1	1	1	0	0	1	1	1	
	電話及數據插座 Telephone and Data Outlet	0	0	0	0	0	0	1	1	0	0	0	
	燈位 Lighting Point	2	3	2	3	2	3	24	10	2	3	2	
	燈掣 Lighting Switch	1	3	1	3	1	3	10	5	1	3	2	
	抽氣扇開關掣 Switch for Exhaust Air Fan	0	1	0	1	0	1	1	1	0	1	0	
	電熱水爐開關掣 Switch for Electrical Water Heater	0	1	0	1	0	1	0	0	0	1	1	
	抽氣扇及地暖系統開關掣 Switch for Exhaust Air Fan & Floor Heating System	0	0	0	0	0	0	0	0	0	0	1	
睡房5 Bedroom 5 (BR5)	空調機室內機接駁點 Air-conditioner point for A/C Indoor Unit	1	不適用 N/A	1	不適用 N/A	1	不適用 N/A	不適用 N/A	不適用 N/A	1	不適用 N/A	1	
	13A單位電插座 13A Single Socket Outlet	1		1		1				1		0	
	13A雙位電插座 13A Twin Socket Outlet	2		2		2				2		2	
	電視/電台天線插座 TV/FM Outlet	1		1		1				1		1	
	電話插座 Telephone Outlet	1		1		1				1		1	
	RJ45數據位 RJ45 Data Outlet	1		1		1				1		1	
	燈位 Lighting Point	2		2		2				2		2	
	燈掣 Lighting Switch	2		1		1				1		2	
	抽氣扇開關掣 Switch for Exhaust Air Fan	0		0		0				0		0	
	電熱水爐開關掣 Switch for Electrical Water Heater	0		0		0				0		1	
	抽氣扇及地暖系統開關掣 Switch for Exhaust Air Fan & Floor Heating System	0		0		0				0		1	

備註：住宅樓層不設4樓、13樓及14樓。

Remark: Residential floors 4/F, 13/F and 14/F are omitted.

住宅單位機電裝置數量說明表 Schedule of electrical & mechanical provisions of residential units

單位 Unit		1號 No.1	2號 No.2	1號 No.1	2號 No.2	1號 No.1	2號 No.2	1號 No.1	2號 No.2	1號 No.1	2號 No.2	1號 No.1	1號 No.1
樓層 Floor		2樓 2/F		3樓-11樓、 15樓-17樓、 20樓-22樓 3/F- 11/F, 15/F - 17/F, 20/F-22/F		12樓 12/F		18樓 18/F		19樓 19/F		23樓 23/F	天台 Roof
浴室1 Bathroom 1 (BATH 1)	燈位 Lighting Point	12	12	12	12	12	12	12	15	12	12	11	不適用 N/A
	空調機室內機接駁點 Air-conditioner point for A/C Indoor Unit	1	1	1	1	1	1	1	1	1	1	1	
	裝有熔斷器接線電蘇位 Fused Spur Unit	12	11	12	11	12	11	3	3	12	11	12	
	接線電掣 Connection Unit	2	2	2	2	2	2	0	0	2	2	2	
	13A單位電插座 13A Single Socket Outlet	4	4	4	4	4	4	3	3	4	4	5	
	USB插座 USB Outlet	2	2	2	2	2	2	0	0	2	2	2	
	隔離器 Isolator	2	2	2	2	2	2	2	2	2	2	2	
	天花揚聲器 Ceiling Speaker	2	2	2	2	2	2	2	2	2	2	2	
	地暖系統恒温器 Thermostat of Floor Heating System	1	1	1	1	1	1	0	0	1	1	1	
浴室2 Bathroom 2 (BATH 2)	燈位 Lighting Point	5	5	5	5	5	5	8	6	5	5	5	
	空調機室內機接駁點 Air-conditioner point for A/C Indoor Unit	0	0	0	0	0	0	0	0	0	0	0	
	裝有熔斷器接線電蘇位 Fused Spur Unit	9	9	9	9	9	9	3	3	9	9	10	
	接線電掣 Connection Unit	1	1	1	1	1	1	0	0	1	1	1	
	13A單位電插座 13A Single Socket Outlet	1	1	1	1	1	1	1	1	1	1	1	
	USB插座 USB Outlet	1	1	1	1	1	1	0	0	1	1	1	
	隔離器 Isolator	1	1	1	1	1	1	1	1	1	1	1	
	地暖系統恒温器 Thermostat of Floor Heating System	0	0	0	0	0	0	0	0	0	0	1	
浴室3 Bathroom 3 (BATH 3)	燈位 Lighting Point	5	5	5	5	5	5	9	6	5	5	5	
	空調機室內機接駁點 Air-conditioner point for A/C Indoor Unit	0	0	0	0	0	0	0	0	0	0	0	
	裝有熔斷器接線電蘇位 Fused Spur Unit	8	8	8	8	8	8	2	3	8	8	10	
	接線電掣 Connection Unit	1	1	1	1	1	1	0	0	1	1	1	
	13A單位電插座 13A Single Socket Outlet	1	1	1	1	1	1	1	1	1	1	1	
	USB插座 USB Outlet	1	1	1	1	1	1	0	0	1	1	1	
	隔離器 Isolator	1	1	1	1	1	1	1	1	1	1	1	
	地暖系統恒温器 Thermostat of Floor Heating System	0	0	0	0	0	0	0	0	0	0	1	
浴室4 Bathroom 4 (BATH 4)	燈位 Lighting Point	5	不適用 N/A	5	不適用 N/A	5	不適用 N/A	不適用 N/A	不適用 N/A	5	不適用 N/A	5	
	空調機室內機接駁點 Air-conditioner point for A/C Indoor Unit	0		0		0				0		0	
	裝有熔斷器接線電蘇位 Fused Spur Unit	8		8		8				8		10	
	接線電掣 Connection Unit	1		1		1				1		1	
	13A單位電插座 13A Single Socket Outlet	1		1		1				1		1	
	USB插座 USB Outlet	1		1		1				1		1	
	隔離器 Isolator	1		1		1				1		1	
	地暖系統恒温器 Thermostat of Floor Heating System	0		0		0				0		1	

備註：住宅樓層不設4樓、13樓及14樓。

Remark: Residential floors 4/F, 13/F and 14/F are omitted.

住宅單位機電裝置數量說明表 Schedule of electrical & mechanical provisions of residential units

單位 Unit		1號 No.1	2號 No.2	1號 No.1	2號 No.2	1號 No.1	2號 No.2	1號 No.1	2號 No.2	1號 No.1	2號 No.2	1號 No.1	1號 No.1
樓層 Floor		2樓 2/F		3樓-11樓、 15樓-17樓、 20樓-22樓 3/F- 11/F, 15/F - 17/F, 20/F-22/F		12樓 12/F		18樓 18/F		19樓 19/F		23樓 23/F	天台 Roof
浴室5 Bathroom 5 (BATH 5)	燈位 Lighting Point	不適用 N/A										5	不適用 N/A
	空調機室內機接駁點 Air-conditioner point for A/C Indoor Unit											0	
	裝有熔斷器接線電蘇位 Fused Spur Unit											10	
	接線電掣 Connection Unit											1	
	13A單位電插座 13A Single Socket Outlet											1	
	USB插座 USB Outlet											1	
	隔離器 Isolator											1	
	地暖系統恒温器 Thermostat of Floor Heating System											1	
洗手間1 Toilet 1 (T.1)	燈位 Lighting Point	4	4	4	4	4	4	4	6	4	4	4	不適用 N/A
	空調機室內機接駁點 Air-conditioner point for A/C Indoor Unit	0	0	0	0	0	0	0	0	0	0	0	
	裝有熔斷器接線電蘇位 Fused Spur Unit	5	6	5	6	5	6	1	2	5	6	5	
	接線電掣 Connection Unit	0	0	0	0	0	0	0	0	0	0	0	
	13A單位電插座 13A Single Socket Outlet	1	1	1	1	1	1	0	0	1	1	1	
	USB插座 USB Outlet	0	0	0	0	0	0	0	0	0	0	0	
	隔離器 Isolator	0	0	0	0	0	0	1	0	0	0	0	
洗手間2 Toilet 2 (T.2)	燈位 Lighting Point	1	1	1	1	1	1	1	1	1	1	1	
	空調機室內機接駁點 Air-conditioner point for A/C Indoor Unit	0	0	0	0	0	0	0	0	0	0	0	
	裝有熔斷器接線電蘇位 Fused Spur Unit	1	2	1	2	1	2	1	2	1	2	2	
	接線電掣 Connection Unit	0	0	0	0	0	0	0	0	0	0	1	
	13A單位電插座 13A Single Socket Outlet	0	0	0	0	0	0	0	0	0	0	0	
	USB插座 USB Outlet	0	0	0	0	0	0	0	0	0	0	0	
	隔離器 Isolator	0	0	0	0	0	0	0	0	0	0	0	
廚房 Kitchen (KIT.)	燈位 Lighting Point	14	6	14	6	14	6	19	6	14	6	12	
	空調機室內機接駁點 Air-conditioner point for A/C Indoor Unit	2	1	2	1	2	1	2	1	2	1	1	
	裝有熔斷器接線電蘇位 Fused Spur Unit	9	8	9	8	9	8	10	9	17	9	8	
	接線電掣 Connection Unit	5	4	5	4	5	4	2	3	4	3	3	
	13A單位電插座 13A Single Socket Outlet	7	6	7	6	7	6	10	7	9	7	0	
	13A雙位電插座 13A Twin Socket Outlet	2	2	2	2	2	2	2	2	2	1	8	
	視像對講系統顯示屏 Video Door Phone Pad	1	1	1	1	1	1	1	1	1	1	1	
	空調系統控制屏 A/C Controller	1	1	1	1	1	1	2	1	1	1	1	
	洗衣機來水位 (來水位，設計為直徑22毫米) Washing Machine Connection Point (Water Inlet of a design of 22mm in diameter)	1	1	1	1	1	1	0	0	1	1	1	
	洗衣機去水位 (去水位，設計為直徑40毫米) Washing Machine Connection Point (Water Outlet of a design of 40mm in diameter)	1	1	1	1	1	1	0	0	1	1	1	
	洗碗碟機來水位 (來水位，設計為直徑22毫米) Dish Washing Machine Connection Point (Water Inlet of a design of 22mm in diameter)	0	0	0	0	0	0	1	1	0	0	0	
	洗碗碟機去水位 (去水位，設計為直徑40毫米) Dish Washing Machine Connection Point (Water Outlet of a design of 40mm in diameter)	0	0	0	0	0	0	1	1	0	0	0	

備註：住宅樓層不設4樓、13樓及14樓。

Remark: Residential floors 4/F, 13/F and 14/F are omitted.

住宅單位機電裝置數量說明表 Schedule of electrical & mechanical provisions of residential units

單位 Unit		1號 No.1	2號 No.2	1號 No.1	2號 No.2	1號 No.1	2號 No.2	1號 No.1	2號 No.2	1號 No.1	2號 No.2	1號 No.1	2號 No.2	1號 No.1	2號 No.2
樓層 Floor		2樓 2/F		3樓-11樓、 15樓-17樓、 20樓-22樓 3/F- 11/F, 15/F - 17/F, 20/F-22/F		12樓 12/F		18樓 18/F		19樓 19/F		23樓 23/F	天台 Roof		
廚房 Kitchen (KIT.)	煤氣自動讀錶接駁點 Towngas Automatic Meter Reading Connection Point	0	0	1 (適用於 5樓及 21樓 For 5/F & 21/F Only)	1 (適用於 5樓及 21樓 For 5/F & 21/F Only)	1	1	0	0	0	0	0			
	燈掣 Lighting Switch	1	0	1	0	1	0	1	0	1	0	0			
	抽氣扇開關掣 Switch for Exhaust Air Fan	0	0	0	0	0	0	1	0	0	0	0			
儲物房 (廚房內) Store Room (In the kitchen)	燈位 Lighting Point	1	1	1	1	1	1	1	1	1	1	1	不適用 N/A		
	燈掣 Lighting Switch	1	1	1	1	1	1	1	1	1	1	1			
	空調機室內機接駁點 Air-conditioner point for A/C Indoor Unit	1	1	1	1	1	1	1	1	1	1	1			
	裝有熔斷器接線電蘇位 Fused Spur Unit	1	0	1	0	1	0	1	0	1	0	0			
	接線電掣 Connection Unit	1	1	1	1	1	1	1	1	1	1	0			
	13A單位電插座 13A Single Socket Outlet	3	3	3	3	3	3	3	3	3	3	1			
	USB插座 USB Outlet	0	0	0	0	0	0	0	0	0	0	0			
	隔離器 Isolator	1	1	1	1	1	1	1	1	1	1	0			
	洗衣機來水位 (來水位，設計為直徑22毫米) Washing Machine Connection Point (Water Inlet of a design of 22mm in diameter)	1	1	1	1	1	1	1	1	1	1	0			
	洗衣機去水位 (去水位，設計為直徑40毫米) Washing Machine Connection Point (Water Outlet of a design of 40mm in diameter)	1	1	1	1	1	1	1	1	1	1	0			
	乾衣機去水位 (去水位，設計為直徑 40毫米) Tumble Dryer Connection Point (Water Outlet of a design of 40mm in diameter)	1	1	1	1	1	1	1	1	1	1	0			
	抽氣扇開關掣 Switch for Exhaust Air Fan	1	1	1	1	1	1	1	1	1	1	0			
電熱水爐開關掣 Switch for Electrical Water Heater	1	1	1	1	1	1	1	1	1	1	0				
空調系統控制屏 A/C Controller	1	1	1	1	1	1	1	1	1	1	1				
儲物房 (睡房4內) Store Room (In Bedroom 4)	燈位 Lighting Point	不適用 N/A						5	不適用 N/A						
	13A單位電插座 13A Single Socket Outlet							1							
通往門廳 之走廊 Corridor Connecting to Foyer	燈位 Lighting Point	4	2	4	2	4	2	3	3	4	2	不適用 N/A			
	空調機室內機接駁點 Air-conditioner point for A/C Indoor Unit	1	0	1	0	1	0	1	0	1	0				
	裝有熔斷器接線電蘇位 Fused Spur Unit	3	3	3	3	3	3	0	0	3	3				
	接線電掣 Connection Unit	0	0	0	0	0	0	0	0	0	0				
	13A單位電插座 13A Single Socket Outlet	2	1	2	1	2	1	2	1	2	1				
	13A雙位電插座 13A Twin Socket Outlet	0	0	0	0	0	0	0	0	0	0				
	電話插座 Telephone Outlet	0	0	0	0	0	0	0	0	0	0				
	燈掣 Lighting Switch	3	2	3	2	3	2	3	2	3	2				
	抽氣扇開關掣 Switch for Exhaust Air Fan	1	2	1	2	1	2	0	2	1	2				

備註：住宅樓層不設4樓、13樓及14樓。
Remark: Residential floors 4/F, 13/F and 14/F are omitted.

住宅單位機電裝置數量說明表 Schedule of electrical & mechanical provisions of residential units

單位 Unit		1號 No.1	2號 No.2	1號 No.1	2號 No.2	1號 No.1	2號 No.2	1號 No.1	2號 No.2	1號 No.1	2號 No.2	1號 No.1	2號 No.2	1號 No.1	2號 No.2
樓層 Floor		2樓 2/F		3樓-11樓、 15樓-17樓、 20樓-22樓 3/F- 11/F, 15/F - 17/F, 20/F-22/F		12樓 12/F		18樓 18/F		19樓 19/F		23樓 23/F	天台 Roof		
通往門廳 之走廊 Corridor Connecting to Foyer	電熱水爐開關掣 Switch for Electrical Water Heater	0	0	0	0	0	0	0	0	0	0	不適用 N/A			
	總電掣箱 Miniature Circuit Breakers Board	1	1	1	1	1	1	1	1	1	1				
	視像對講系統控制箱 Video Door Phone Control Panel	1	1	1	1	1	1	1	1	1	1				
	空調中央控制屏 A/C Central Remote Controller	1	1	1	1	1	1	1	1	1	1				
	玻璃碎裂感應器警報控制箱 Glass Break Sensor Alarm Panel	1	1	0	0	0	0	0	0	0	0				
	ZigBee網閘 ZigBee Gateway	1	1	1	1	1	1	1	1	1	1				
	無線存取點 Wifi Access Point	1	1	1	1	1	1	1	1	1	1				
	電熱水爐接觸器箱 Electric Water Heater Contactor Panel	1	1	1	1	1	1	1	1	1	1				
	總電話位 Incoming Telephone Point	1	1	1	1	1	1	1	1	1	1				
	總數據位 Incoming Data Point	1	1	1	1	1	1	1	1	1	1				
	消防警鐘 Fire Alarm Bell	1	1	1	1	1	1	1	1	1	1				
通往睡房2 之走廊 Corridor Connecting to Bedroom 2	燈位 Lighting Point	2	3	2	3	2	3	4	不適用 N/A	2	3	不適用 N/A	不適用 N/A		
	空調機室內機接駁點 Air-conditioner point for A/C Indoor Unit	0	1	0	1	0	1	0		0	1				
	裝有熔斷器接線電蘇位 Fused Spur Unit	1	2	1	2	1	2	0		1	2				
	接線電掣 Connection Unit	0	0	0	0	0	0	0		0	0				
	13A單位電插座 13A Single Socket Outlet	1	1	1	1	1	1	0		1	1				
	13A雙位電插座 13A Twin Socket Outlet	0	0	0	0	0	0	0		0	0				
	電話插座 Telephone Outlet	0	0	0	0	0	0	0		0	0				
	燈掣 Lighting Switch	2	3	2	3	2	3	2		2	3				
	抽氣扇開關掣 Switch for Exhaust Air Fan	1	1	1	1	1	1	0		1	1				
	電熱水爐開關掣 Switch for Electrical Water Heater	1	1	1	1	1	1	0		1	1				
	消防警鐘 Fire Alarm Bell	0	0	0	0	0	0	0		0	0				
通往睡房2 及睡房3之 走廊 Corridor Connecting to Bedroom 2 and Bedroom 3	燈位 Lighting Point	不適用 N/A								6	不適用 N/A				
	空調機室內機接駁點 Air-conditioner point for A/C Indoor Unit									2					
	裝有熔斷器接線電蘇位 Fused Spur Unit									1					
	燈掣 Lighting Switch									2					
通往客廳 之走廊 Corridor Connecting to Living Room	燈位 Lighting Point	不適用 N/A										2			
	空調機室內機接駁點 Air-conditioner point for A/C Indoor Unit											1			
	裝有熔斷器接線電蘇位 Fused Spur Unit											2			
	接線電掣 Connection Unit											0			
	13A單位電插座 13A Single Socket Outlet											1			
	13A雙位電插座 13A Twin Socket Outlet											0			
	電話插座 Telephone Outlet											0			
	燈掣 Lighting Switch											2			
	抽氣扇開關掣 Switch for Exhaust Air Fan											0			
	電熱水爐開關掣 Switch for Electrical Water Heater											0			
	總電掣箱 Miniature Circuit Breakers Board											1			

備註：住宅樓層不設4樓、13樓及14樓。

Remark: Residential floors 4/F, 13/F and 14/F are omitted.

住宅單位機電裝置數量說明表 Schedule of electrical & mechanical provisions of residential units

單位 Unit		1號 No.1	2號 No.2	1號 No.1	2號 No.2	1號 No.1	2號 No.2	1號 No.1	2號 No.2	1號 No.1	2號 No.2	1號 No.1	2號 No.2	1號 No.1	2號 No.1
樓層 Floor		2樓 2/F		3樓-11樓、 15樓-17樓、 20樓-22樓 3/F- 11/F, 15/F - 17/F, 20/F-22/F		12樓 12/F		18樓 18/F		19樓 19/F		23樓 23/F		天台 Roof	
通往客廳 之走廊 Corridor Connecting to Living Room	視像對講系統控制箱 Video Door Phone Control Panel	不適用 N/A										1	不適用 N/A		
	空調中央控制屏 A/C Central Remote Controller											1			
	玻璃碎裂感應器警報控制箱 Glass Break Sensor Alarm Panel											0			
	ZigBee網閘 ZigBee Gateway											1			
	無線存取點 Wifi Access Point											1			
	電熱水爐接觸器箱 Electric Water Heater Contactor Panel											1			
	總電話位 Incoming Telephone Point											1			
	總數據位 Incoming Data Point											1			
	消防警鐘 Fire Alarm Bell											1			
	通往飯廳 之走廊 Corridor Connecting to Dining Room											燈位 Lighting Point		不適用 N/A	
空調機室內機接駁點 Air-conditioner point for A/C Indoor Unit		1													
裝有熔斷器接線電蘇位 Fused Spur Unit		0													
接線電掣 Connection Unit		0													
13A單位電插座 13A Single Socket Outlet		0													
13A雙位電插座 13A Twin Socket Outlet		0													
電話插座 Telephone Outlet		0													
燈掣 Lighting Switch		2													
抽氣扇開關掣 Switch for Exhaust Air Fan		0													
電熱水爐開關掣 Switch for Electrical Water Heater		0													
消防警鐘 Fire Alarm Bell		1													
備餐間 Pantry	空調機室內機接駁點 Air-conditioner point for A/C Indoor Unit	1	不適用 N/A	1	不適用 N/A	1	不適用 N/A	1	不適用 N/A	1	不適用 N/A	0			
	13A單位電插座 13A Single Socket Outlet	0		0		0		1		0		0			
	13A雙位電插座 13A Twin Socket Outlet	2		2		2		1		2		2			
	裝有熔斷器接線電蘇位 Fused Spur Unit	1		1		1		0		1		0			
	電視/電台天線插座 TV/FM Outlet	1		1		1		0		1		0			
	電話插座 Telephone Outlet	2		2		2		0		2		0			
	RJ45數據位 RJ45 Data Outlet	1		1		1		0		1		0			
	燈位 Lighting Point	4		4		4		12		4		1			
	燈掣 Lighting Switch	3		2		2		4		2		0			
	抽氣扇開關掣 Switch for Exhaust Air Fan	1		1		1		0		1		0			
	電熱水爐開關掣 Switch for Electrical Water Heater	1		1		1		6		1		0			
前庭 Terraces	燈位 Lighting Point	21	10	不適用 N/A								27			
	13A防水單位電插座 13A Weatherproof Single Socket Outlet	5	3									4			
	來水位 Water Point	2	0									1			

備註：住宅樓層不設4樓、13樓及14樓。
Remark: Residential floors 4/F, 13/F and 14/F are omitted.

住宅單位機電裝置數量說明表 Schedule of electrical & mechanical provisions of residential units

單位 Unit		1號 No.1	2號 No.2	1號 No.1	2號 No.2	1號 No.1	2號 No.2	1號 No.1	2號 No.2	1號 No.1	2號 No.2	1號 No.1	2號 No.2	1號 No.1	2號 No.1
樓層 Floor		2樓 2/F		3樓-11樓、 15樓-17樓、 20樓-22樓 3/F- 11/F, 15/F - 17/F, 20/F-22/F		12樓 12/F		18樓 18/F		19樓 19/F		23樓 23/F	天台 Roof		
家庭室 Family Room	空調機室內機接駁點 Air-conditioner point for A/C Indoor Unit	不適用 N/A										1	不適用 N/A		
	13A單位電插座 13A Single Socket Outlet											0			
	13A雙位電插座 13A Twin Socket Outlet											2			
	電視/電台天線插座 TV/FM Outlet											2			
	電話插座 Telephone Outlet											2			
	RJ45數據位 RJ45 Data Outlet											1			
	燈位 Lighting Point											2			
	燈掣 Lighting Switch											2			
工作平台 Utility Platform	燈位 Lighting Point	不適用 N/A		不適用 N/A	1	不適用 N/A	1	不適用 N/A	1	不適用 N/A	1	不適用 N/A	不適用 N/A		
貨運電梯 大堂 Service Lift Lobby	門鈴按鈕 Door Bell Push Button	1	1	1	1	1	1	1	1	1	1				
空調機房 A/C Plant Room	空調機室外機接駁點 Air-conditioner point for A/C Outdoor Unit	2	1	2	1	2	1	2	1	2	1	不適用 N/A			
	燈位 Lighting Point	1	1	1	1	1	1	1	1	1	1				
	13A防水雙位電插座 13A Weatherproof Twin Socket Outlet	1	1	1	1	1	1	1	1	1	1				
冷氣機平台 A/C Platform	空調機室外機接駁點 Air-conditioner point for A/C Outdoor Unit	2	1	2	1	2	1	2	1	2	1	不適用 N/A			
私人天台 Private Roof	燈位 Lighting Point	不適用 N/A										41			
	13A防水單位電插座 13A Weatherproof Single Socket Outlet											2			
	洗滌盆來水位 Water Point of Sink Unit											1			
	洗滌盆去水位 Drain Point of Sink Unit											1			
	空調機室外機接駁點 Air-conditioner point for A/C Outdoor Unit											2			
私人泳池 Private Swimming Pool	燈位 Lighting Point	不適用 N/A										10			
私人泳池 過濾設備 Private Swimming Pool Filtration Plant	泳池過濾水泵 Swimming Pool Filtration Pump	不適用 N/A										3			
	玻璃纖維水箱 Fibreglass Water Tank											2			
	紫外光消毒器 UV Sterilizer											1			
	棉蕊過濾器 Cartridge Filter											2			
	泳池加熱器 Swimming Pool Heater											1			
	加氯器 Chlorinator											1			
	隔離器 Isolator											1			
	泳池過濾系統控制箱 Swimming Pool Filtration System Control Panel											1			

備註：住宅樓層不設4樓、13樓及14樓。
Remark: Residential floors 4/F, 13/F and 14/F are omitted.

住宅單位機電裝置數量說明表 Schedule of electrical & mechanical provisions of residential units

單位 Unit		1號 No.1	2號 No.2	1號 No.1	2號 No.2	1號 No.1	2號 No.2	1號 No.1	2號 No.2	1號 No.1	2號 No.2	1號 No.1	1號 No.1
樓層 Floor		2樓 2/F		3樓-11樓、 15樓-17樓、 20樓-22樓 3/F- 11/F, 15/F - 17/F, 20/F-22/F		12樓 12/F		18樓 18/F		19樓 19/F		23樓 23/F	天台 Roof
儲物房 Store Room	燈位 Lighting Point	1	不適用 N/A	1	不適用 N/A	1	不適用 N/A	14	不適用 N/A	1	不適用 N/A	1	不適用 N/A
	燈掣 Lighting Switch	0		0		0		0		0		2	
	空調機室內機接駁點 Air-conditioner point for A/C Indoor Unit	0		0		0		2		0		1	
	裝有熔斷器接線電蘇位 Fused Spur Unit	0		0		0		0		0		0	
	接線電掣 Connection Unit	0		0		0		0		0		0	
	13A單位電插座 13A Single Socket Outlet	0		0		0		1		0		3	
	13A雙位電插座 13A Twin Socket Outlet	0		0		0		0		0		0	
	USB插座 USB Outlet	0		0		0		0		0		0	
	隔離器 Isolator	0		0		0		1		0		1	
	洗衣機來水位 (來水位，設計為直徑22毫米) Washing Machine Connection Point (Water Inlet of a design of 22mm in diameter)	0		0		0		0		0		1	
	洗衣機去水位 (去水位，設計為直徑40毫米) Washing Machine Connection Point (Water Outlet of a design of 40mm in diameter)	0		0		0		0		0		1	
	乾衣機去水位 (去水位，設計為直徑 40毫米) Tumble Dryer Connection Point (Water Outlet of a design of 40mm in diameter)	0		0		0		0		0		1	
	抽氣扇開關掣 Switch for Exhaust Air Fan	0		0		0		0		0		1	
	電熱水爐開關掣 Switch for Electrical Water Heater	0		0		0		0		0		1	
	空調系統控制屏 A/C Controller	0		0		0		0		0		1	

備註：住宅樓層不設4樓、13樓及14樓。
Remark: Residential floors 4/F, 13/F and 14/F are omitted.

住宅單位機電裝置數量說明表 Schedule of electrical & mechanical provisions of residential units

單位 Unit		3號 No.3	5號 No.5	3號 No.3	5號 No.5	3號 No.3	3號 No.3	5號 No.5	3號 No.3	5號 No.5	3號 No.3	3號 No.3
樓層 Floor		1樓 1/F		2樓 - 9樓、 11樓、 15樓 - 18樓、 20樓 - 22樓 2/F-9/F, 11/F, 15/F-18/F, 20/F-22/F	2樓 - 11樓、 15樓 - 18樓、 20樓 - 22樓 2/F-11/F, 15/F-18/F, 20/F-22/F	10樓 10/F	12樓 12/F		19樓 19/F		23 樓 23/F	天台 Roof
入口大堂 Entrance Hall	燈位 Lighting Point	8	8	8	8	8	8	8	8	8	8	不適用 N/A
	燈掣 Lighting Switch	0	0	0	0	0	0	0	0	0	1	
	視像對講系統顯示屏 Video Door Phone Panel	1	1	1	1	1	1	1	1	1	1	
	裝有熔斷器接線電蘇位 Fused Spur Unit	4	4	4	4	4	4	4	4	4	4	
門廳 Foyer	燈位 Lighting Point	5	5	5	5	16	5	5	5	5	不適用 N/A	
	空調機室內機接駁點 Air-conditioner point for A/C Indoor Unit	4	4	4	4	4	4	4	4	4		
	裝有熔斷器接線電蘇位 Fused Spur Unit	2	2	2	2	2	2	2	2	2		
	接線電掣 Connection Unit	1	1	1	1	1	1	1	1	1		
	13A單位電插座 13A Single Socket Outlet	4	4	4	4	1	4	4	4	4		
	13A雙位電插座 13A Twin Socket Outlet	1	1	1	1	0	1	1	1	1		
	電話插座 Telephone Outlet	1	1	1	1	0	1	1	1	1		
	燈掣 Lighting Switch	5	5	5	5	6	5	5	5	5		
	抽氣扇開關掣 Switch for Exhaust Air Fan	1	1	1	1	1	1	1	1	1		
	門鈴 Door Bell	1	1	1	1	1	1	1	1	1		
電熱水爐開關掣 Switch for Electrical Water Heater	0	0	0	0	4	0	0	0	0	0		
客廳/飯廳 Living/ Dining Room (LIV./DIN.)	空調機室內機接駁點 Air-conditioner point for A/C Indoor Unit	0	0	0	0	0	0	0	0	0	不適用 N/A	
	13A單位電插座 13A Single Socket Outlet	2	2	2	2	1	2	2	2	2		
	13A雙位電插座 13A Twin Socket Outlet	2	2	2	2	2	2	2	2	2		
	電視/電台天線插座 TV/FM Outlet	3	3	3	3	0	3	3	3	3		
	電話插座 Telephone Outlet	2	2	2	2	0	2	2	2	2		
	RJ45數據位 RJ45 Data Outlet	2	2	2	2	0	2	2	2	2		
	燈位 Lighting Point	6	6	6	6	22	6	6	6	6		
	燈掣 Lighting Switch	1	1	1	1	1	1	1	1	1		
	裝有熔斷器接線電蘇位 Fused Spur Unit	2	2	2	2	2	2	2	2	2		
	電話及數據插座 Telephone and Data Outlet	0	0	0	0	1	0	0	0	0		0
客廳 Living Room	空調機室內機接駁點 Air-conditioner point for A/C Indoor Unit	不適用 N/A									4	不適用 N/A
	13A單位電插座 13A Single Socket Outlet										0	
	13A雙位電插座 13A Twin Socket Outlet										3	
	電視/電台天線插座 TV/FM Outlet										2	
	電話插座 Telephone Outlet										2	
	RJ45數據位 RJ45 Data Outlet										0	
	燈位 Lighting Point										9	
	燈掣 Lighting Switch										5	
	裝有熔斷器接線電蘇位 Fused Spur Unit										0	
	抽氣扇開關掣 Switch for Exhaust Air Fan										1	
	門鈴 Door Bell										1	

備註：住宅樓層不設4樓、13樓及14樓。

Remark: Residential floors 4/F, 13/F and 14/F are omitted.

住宅單位機電裝置數量說明表 Schedule of electrical & mechanical provisions of residential units

單位 Unit		3號 No.3	5號 No.5	3號 No.3	5號 No.5	3號 No.3	3號 No.3	5號 No.5	3號 No.3	5號 No.5	3號 No.3	3號 No.3
樓層 Floor		1樓 1/F		2樓 - 9樓、 11樓、 15樓 - 18樓、 20樓 - 22樓 2/F-9/F, 11/F, 15/F-18/F, 20/F-22/F	2樓 - 11樓、 15樓 - 18樓、 20樓 - 22樓 2/F-11/F, 15/F-18/F, 20/F-22/F	10樓 10/F	12樓 12/F		19樓 19/F		23 樓 23/F	天台 Roof
飯廳 Dining Room	空調機室內機接駁點 Air-conditioner point for A/C Indoor Unit	不適用 N/A									3	
	13A單位電插座 13A Single Socket Outlet										0	
	13A雙位電插座 13A Twin Socket Outlet										1	
	電視/電台天線插座 TV/FM Outlet										0	
	電話插座 Telephone Outlet										1	
	RJ45數據位 RJ45 Data Outlet										1	
	燈位 Lighting Point										8	
	燈掣 Lighting Switch										3	
	裝有熔斷器接線電蘇位 Fused Spur Unit										0	
	抽氣扇開關掣 Switch for Exhaust Air Fan										1	
露台 Balcony (BAL.)	燈位 Lighting Point	不適用 N/A	3	3	3	3	3	3	3	不適用 N/A		
	燈掣 Lighting Switch		0	0	0	0	0	0	0			
	13A防水單位電插座 13A Weatherproof Single Socket Outlet		1	1	1	1	1	1	1			
主人睡房 Master Bedroom (MBR)	空調機室內機接駁點 Air-conditioner point for A/C Indoor Unit	2	2	2	2	2	2	2	2	2	不適用 N/A	
	13A單位電插座 13A Single Socket Outlet	1	1	1	1	0	1	1	1	1		0
	13A雙位電插座 13A Twin Socket Outlet	2	2	2	2	1	2	2	2	2		2
	電視/電台天線插座 TV/FM Outlet	1	1	1	1	0	1	1	1	1		1
	電話插座 Telephone Outlet	1	1	1	1	0	1	1	1	1		1
	RJ45數據位 RJ45 Data Outlet	1	1	1	1	0	1	1	1	1		1
	燈位 Lighting Point	4	4	4	4	28	4	4	4	4		3
	燈掣 Lighting Switch	3	3	3	3	13	3	3	3	3		3
	抽氣扇開關掣 Switch for Exhaust Air Fan	0	0	0	0	1	0	0	0	0		0
	電熱水爐開關掣 Switch for Electrical Water Heater	1	1	1	1	0	1	1	1	1		1
	抽氣扇及地暖系統開關掣 Switch for Exhaust Air Fan & Floor Heating System	1	1	1	1	0	1	1	1	1		1
13A雙位電插座連USB 13A Twin Socket Outlet with USB	0	0	0	0	1	0	0	0	0	0		
睡房2 Bedroom 2 (BR2)	空調機室內機接駁點 Air-conditioner point for A/C Indoor Unit	1	1	1	1	1	1	1	1	1	1	
	13A單位電插座 13A Single Socket Outlet	0	0	0	0	1	0	0	0	0	0	
	13A雙位電插座 13A Twin Socket Outlet	2	2	2	2	0	2	2	2	2	2	
	電視/電台天線插座 TV/FM Outlet	1	1	1	1	0	1	1	1	1	1	
	電話插座 Telephone Outlet	1	1	1	1	0	1	1	1	1	1	
	RJ45數據位 RJ45 Data Outlet	1	1	1	1	0	1	1	1	1	1	
	燈位 Lighting Point	2	2	2	2	5	2	2	2	2	1	
	燈掣 Lighting Switch	1	1	1	1	11	1	1	1	1	3	
	抽氣扇開關掣 Switch for Exhaust Air Fan	0	0	0	0	1	0	0	0	0	0	
	電熱水爐開關掣 Switch for Electrical Water Heater	0	0	0	0	0	0	0	0	0	1	

備註：住宅樓層不設4樓、13樓及14樓。
Remark: Residential floors 4/F, 13/F and 14/F are omitted.

住宅單位機電裝置數量說明表 Schedule of electrical & mechanical provisions of residential units

單位 Unit		3號 No.3	5號 No.5	3號 No.3	5號 No.5	3號 No.3	3號 No.3	5號 No.5	3號 No.3	5號 No.5	3號 No.3	3號 No.3	
樓層 Floor		1樓 1/F		2樓 - 9樓、 11樓、 15樓 - 18樓、 20樓 - 22樓 2/F-9/F, 11/F, 15/F-18/F, 20/F-22/F	2樓 - 11樓、 15樓 - 18樓、 20樓 - 22樓 2/F-11/F, 15/F-18/F, 20/F-22/F	10樓 10/F	12樓 12/F		19樓 19/F		23 樓 23/F	天台 Roof	
睡房2 Bedroom 2 (BR2)	抽氣扇及地暖系統開關掣 Switch for Exhaust Air Fan & Floor Heating System	0	0	0	0	0	0	0	0	0	1	不適用 N/A	
	13A雙位電插座連USB 13A Twin Socket Outlet with USB	0	0	0	0	1	0	0	0	0	0		
睡房3 Bedroom 3 (BR3)	空調機室內機接駁點 Air-conditioner point for A/C Indoor Unit	1	1	1	1	2	1	1	1	1	1		
	13A單位電插座 13A Single Socket Outlet	0	0	0	0	0	0	0	0	0	0		
	13A雙位電插座 13A Twin Socket Outlet	2	2	2	2	2	2	2	2	2	2		
	電視/電台天線插座 TV/FM Outlet	1	1	1	1	0	1	1	1	1	1		
	電話插座 Telephone Outlet	1	1	1	1	0	1	1	1	1	1		
	RJ45數據位 RJ45 Data Outlet	1	1	1	1	0	1	1	1	1	1		
	燈位 Lighting Point	2	2	2	2	12	2	2	2	2	2		
	燈掣 Lighting Switch	2	2	1	1	12	1	1	1	1	5		
	抽氣扇開關掣 Switch for Exhaust Air Fan	0	0	0	0	1	0	0	0	0	0		
	電熱水爐開關掣 Switch for Electrical Water Heater	0	0	0	0	0	0	0	0	0	1		
	抽氣扇及地暖系統開關掣 Switch for Exhaust Air Fan & Floor Heating System	0	0	0	0	0	0	0	0	0	1		
	電話及數據插座 Telephone and Data Outlet	0	0	0	0	1	0	0	0	0	0		
睡房4 Bedroom 4 (BR4)	空調機室內機接駁點 Air-conditioner point for A/C Indoor Unit	1	1	1	1	不適用 N/A	1	1	1	1	1		
	13A單位電插座 13A Single Socket Outlet	0	0	0	0		0	0	0	0	0		
	13A雙位電插座 13A Twin Socket Outlet	2	2	2	2		2	2	2	2	2		
	電視/電台天線插座 TV/FM Outlet	1	1	1	1		1	1	1	1	1		
	電話插座 Telephone Outlet	1	1	1	1		1	1	1	1	1		
	RJ45數據位 RJ45 Data Outlet	1	1	1	1		1	1	1	1	1		
	燈位 Lighting Point	2	2	2	2		2	2	2	2	2		
	燈掣 Lighting Switch	3	3	3	3		3	3	3	3	2		
	抽氣扇開關掣 Switch for Exhaust Air Fan	1	1	1	1		1	1	1	1	0		
	電熱水爐開關掣 Switch for Electrical Water Heater	1	1	1	1		1	1	1	1	1		
	抽氣扇及地暖系統開關掣 Switch for Exhaust Air Fan & Floor Heating System	0	0	0	0		0	0	0	0	1		
睡房5 Bedroom 5 (BR5)	空調機室內機接駁點 Air-conditioner point for A/C Indoor Unit	不適用 N/A											
	13A單位電插座 13A Single Socket Outlet												
	13A雙位電插座 13A Twin Socket Outlet												
	電視/電台天線插座 TV/FM Outlet												
	電話插座 Telephone Outlet												
	RJ45數據位 RJ45 Data Outlet												
	燈位 Lighting Point												
	燈掣 Lighting Switch												
	抽氣扇開關掣 Switch for Exhaust Air Fan												
	電熱水爐開關掣 Switch for Electrical Water Heater												

備註：住宅樓層不設4樓、13樓及14樓。

Remark: Residential floors 4/F, 13/F and 14/F are omitted.

住宅單位機電裝置數量說明表 Schedule of electrical & mechanical provisions of residential units

單位 Unit		3號 No.3	5號 No.5	3號 No.3	5號 No.5	3號 No.3	3號 No.3	5號 No.5	3號 No.3	5號 No.5	3號 No.3	3號 No.3
樓層 Floor		1樓 1/F	2樓 - 9樓、 11樓、 15樓 - 18樓、 20樓 - 22樓 2/F-9/F, 11/F, 15/F-18/F, 20/F-22/F		2樓 - 11樓、 15樓 - 18樓、 20樓 - 22樓 2/F-11/F, 15/F-18/F, 20/F-22/F	10樓 10/F	12樓 12/F	19樓 19/F		23樓 23/F	天台 Roof	
睡房5 Bedroom 5 (BR5)	抽氣扇及地暖系統開關掣 Switch for Exhaust Air Fan & Floor Heating System	不適用 N/A										不適用 N/A
浴室1 Bathroom 1 (BATH 1)	燈位 Lighting Point	12	12	12	12	11	12	12	12	12	12	
	空調機室內機接駁點 Air-conditioner point for A/C Indoor Unit	1	1	1	1	1	1	1	1	1	1	
	裝有熔斷器接線電蘇位 Fused Spur Unit	11	11	11	11	11	11	11	11	11	12	
	接線電掣 Connection Unit	2	2	2	2	2	2	2	2	2	2	
	13A單位電插座 13A Single Socket Outlet	4	4	4	4	2	4	4	4	4	5	
	USB插座 USB Outlet	2	2	2	2	0	2	2	2	2	2	
	隔離器 Isolator	2	2	2	2	0	2	2	2	2	2	
	天花揚聲器 Ceiling Speaker	2	2	2	2	0	2	2	2	2	2	
	地暖系統恒温器 Thermostat of Floor Heating System	1	1	1	1	0	1	1	1	1	1	
浴室2 Bathroom 2 (BATH 2)	燈位 Lighting Point	5	5	5	5	5	5	5	5	5	5	
	空調機室內機接駁點 Air-conditioner point for A/C Indoor Unit	0	0	0	0	0	0	0	0	0	0	
	裝有熔斷器接線電蘇位 Fused Spur Unit	9	9	9	9	9	9	9	9	9	10	
	接線電掣 Connection Unit	1	1	1	1	1	1	1	1	1	1	
	13A單位電插座 13A Single Socket Outlet	1	1	1	1	1	1	1	1	1	1	
	USB插座 USB Outlet	1	1	1	1	0	1	1	1	1	1	
	隔離器 Isolator	1	1	1	1	0	1	1	1	1	1	
	地暖系統恒温器 Thermostat of Floor Heating System	0	0	0	0	0	0	0	0	0	1	
浴室3 Bathroom 3 (BATH 3)	燈位 Lighting Point	5	5	5	5	5	5	5	5	5	5	
	空調機室內機接駁點 Air-conditioner point for A/C Indoor Unit	0	0	0	0	0	0	0	0	0	0	
	裝有熔斷器接線電蘇位 Fused Spur Unit	8	8	8	8	8	8	8	8	8	10	
	接線電掣 Connection Unit	1	1	1	1	1	1	1	1	1	1	
	13A單位電插座 13A Single Socket Outlet	1	1	1	1	1	1	1	1	1	1	
	USB插座 USB Outlet	1	1	1	1	0	1	1	1	1	1	
	隔離器 Isolator	1	1	1	1	0	1	1	1	1	1	
	地暖系統恒温器 Thermostat of Floor Heating System	0	0	0	0	0	0	0	0	0	1	
浴室4 Bathroom 4 (BATH 4)	燈位 Lighting Point	不適用 N/A									5	
	空調機室內機接駁點 Air-conditioner point for A/C Indoor Unit										0	
	裝有熔斷器接線電蘇位 Fused Spur Unit										10	
	接線電掣 Connection Unit										1	
	13A單位電插座 13A Single Socket Outlet										1	
	USB插座 USB Outlet										1	
	隔離器 Isolator										1	
	地暖系統恒温器 Thermostat of Floor Heating System										1	

備註：住宅樓層不設4樓、13樓及14樓。
Remark: Residential floors 4/F, 13/F and 14/F are omitted.

住宅單位機電裝置數量說明表 Schedule of electrical & mechanical provisions of residential units

單位 Unit		3號 No.3	5號 No.5	3號 No.3	5號 No.5	3號 No.3	3號 No.3	5號 No.5	3號 No.3	5號 No.5	3號 No.3	3號 No.3
樓層 Floor		1樓 1/F		2樓 - 9樓、 11樓、 15樓 - 18樓、 20樓 - 22樓 2/F-9/F, 11/F, 15/F-18/F, 20/F-22/F	2樓 - 11樓、 15樓 - 18樓、 20樓 - 22樓 2/F-11/F, 15/F-18/F, 20/F-22/F	10樓 10/F	12樓 12/F	19樓 19/F	23樓 23/F	天台 Roof		
浴室5 Bathroom 5 (BATH 5)	燈位 Lighting Point	不適用 N/A										不適用 N/A
	空調機室內機接駁點 Air-conditioner point for A/C Indoor Unit											
	裝有熔斷器接線電蘇位 Fused Spur Unit											
	接線電掣 Connection Unit											
	13A單位電插座 13A Single Socket Outlet											
	USB插座 USB Outlet											
	隔離器 Isolator											
	地暖系統恒温器 Thermostat of Floor Heating System											
洗手間1 Toilet 1 (T.1)	燈位 Lighting Point	4	4	4	4	5	4	4	4	4	4	
	空調機室內機接駁點 Air-conditioner point for A/C Indoor Unit	0	0	0	0	0	0	0	0	0	0	
	裝有熔斷器接線電蘇位 Fused Spur Unit	6	6	6	6	6	6	6	6	6	5	
	接線電掣 Connection Unit	0	0	0	0	0	0	0	0	0	0	
	13A單位電插座 13A Single Socket Outlet	1	1	1	1	0	1	1	1	1	1	
	USB插座 USB Outlet	0	0	0	0	0	0	0	0	0	0	
	隔離器 Isolator	0	0	0	0	0	0	0	0	0	0	
洗手間2 Toilet 2 (T.2)	燈位 Lighting Point	1	1	1	1	1	1	1	1	1	1	
	空調機室內機接駁點 Air-conditioner point for A/C Indoor Unit	0	0	0	0	0	0	0	0	0	0	
	裝有熔斷器接線電蘇位 Fused Spur Unit	2	2	2	2	2	2	2	2	2	2	
	接線電掣 Connection Unit	0	0	0	0	0	0	0	0	0	1	
	13A單位電插座 13A Single Socket Outlet	0	0	0	0	0	0	0	0	0	0	
	USB插座 USB Outlet	0	0	0	0	0	0	0	0	0	0	
	隔離器 Isolator	0	0	0	0	0	0	0	0	0	0	
廚房 Kitchen (KIT.)	燈位 Lighting Point	6	6	6	6	6	6	6	6	6	11	
	空調機室內機接駁點 Air-conditioner point for A/C Indoor Unit	1	1	1	1	1	1	1	1	1	1	
	裝有熔斷器接線電蘇位 Fused Spur Unit	8	8	8	8	8	8	8	8	9	8	
	接線電掣 Connection Unit	4	4	4	4	4	4	4	4	3	3	
	13A單位電插座 13A Single Socket Outlet	6	6	6	6	6	6	6	6	7	0	
	13A雙位電插座 13A Twin Socket Outlet	2	2	2	2	2	2	2	2	1	4	
	視像對講系統顯示屏 Video Door Phone Pad	1	1	1	1	1	1	1	1	1	1	
	空調系統控制屏 A/C Controller	1	1	1	1	1	1	1	1	1	1	
	洗衣機來水位 (來水位，設計為直徑22毫米) Washing Machine Connection Point (Water Inlet of a design of 22mm in diameter)	1	1	1	1	1	1	1	1	1	1	
	洗衣機去水位 (去水位，設計為直徑40毫米) Washing Machine Connection Point (Water Outlet of a design of 40mm in diameter)	1	1	1	1	1	1	1	1	1	1	

備註：住宅樓層不設4樓、13樓及14樓。
Remark: Residential floors 4/F, 13/F and 14/F are omitted.

住宅單位機電裝置數量說明表 Schedule of electrical & mechanical provisions of residential units

單位 Unit		3號 No.3	5號 No.5	3號 No.3	5號 No.5	3號 No.3	3號 No.3	5號 No.5	3號 No.3	5號 No.5	3號 No.3	3號 No.3
樓層 Floor		1樓 1/F		2樓 - 9樓、 11樓、 15樓 - 18樓、 20樓 - 22樓 2/F-9/F, 11/F, 15/F-18/F, 20/F-22/F	2樓 - 11樓、 15樓 - 18樓、 20樓 - 22樓 2/F-11/F, 15/F-18/F, 20/F-22/F	10樓 10/F	12樓 12/F		19樓 19/F		23 樓 23/F	天台 Roof
廚房 Kitchen (KIT.)	煤氣自動讀錶接駁點 Towngas Automatic Meter Reading Connection Point	0	0	1 (適用於5 樓及21 樓 For 5/F & 21/F Only)	1 (適用於 5樓及 21樓 For 5/F & 21/F Only)	0	1	1	0	0	0	不適用 N/A
	燈掣 Lighting Switch	0	0	0	0	0	0	0	0	0	0	
儲物房 (廚房內) Store Room (In the kitchen)	燈位 Lighting Point	1	1	1	1	1	1	1	1	1	1	
	燈掣 Lighting Switch	1	1	1	1	1	1	1	1	1	1	
	空調機室內機接駁點 Air-conditioner point for A/C Indoor Unit	1	1	1	1	1	1	1	1	1	1	
	裝有熔斷器接線電蘇位 Fused Spur Unit	0	0	0	0	0	0	0	0	0	0	
	接線電掣 Connection Unit	1	1	1	1	1	1	1	1	1	0	
	13A單位電插座 13A Single Socket Outlet	3	3	3	3	3	3	3	3	3	1	
	USB插座 USB Outlet	0	0	0	0	0	0	0	0	0	0	
	隔離器 Isolator	1	1	1	1	1	1	1	1	1	0	
	洗衣機來水位 (來水位，設計為直徑22毫米) Washing Machine Connection Point (Water Inlet of a design of 22mm in diameter)	1	1	1	1	1	1	1	1	1	0	
	洗衣機去水位 (去水位，設計為直徑40毫米) Washing Machine Connection Point (Water Outlet of a design of 40mm in diameter)	1	1	1	1	1	1	1	1	1	0	
	乾衣機去水位 (去水位，設計為直徑 40毫米) Tumble Dryer Connection Point (Water Outlet of a design of 40mm in diameter)	1	1	1	1	1	1	1	1	1	0	
	抽氣扇開關掣 Switch for Exhaust Air Fan	1	1	1	1	1	1	1	1	1	0	
電熱水爐開關掣 Switch for Electrical Water Heater	1	1	1	1	1	1	1	1	1	0		
空調系統控制屏 A/C Controller	1	1	1	1	1	1	1	1	1	1		
通往門廳 之走廊 Corridor Connecting to Foyer	燈位 Lighting Point	3	2	3	2	4	3	2	3	2	不適用 N/A	
	空調機室內機接駁點 Air-conditioner point for A/C Indoor Unit	0	0	0	0	0	0	0	0	0		
	裝有熔斷器接線電蘇位 Fused Spur Unit	3	3	3	3	3	3	3	3	3		
	接線電掣 Connection Unit	0	0	0	0	0	0	0	0	0		
	13A單位電插座 13A Single Socket Outlet	1	1	1	1	0	1	1	1	1		
	13A雙位電插座 13A Twin Socket Outlet	0	0	0	0	0	0	0	0	0		
	電話插座 Telephone Outlet	0	0	0	0	0	0	0	0	0		
	燈掣 Lighting Switch	2	2	2	2	3	2	2	2	2		
	抽氣扇開關掣 Switch for Exhaust Air Fan	2	2	2	2	2	2	2	2	2		
	電熱水爐開關掣 Switch for Electrical Water Heater	0	0	0	0	0	0	0	0	0		
	總電掣箱 Miniature Circuit Breakers Board	1	1	1	1	1	1	1	1	1		
	視像對講系統控制箱 Video Door Phone Control Panel	1	1	1	1	1	1	1	1	1		
空調中央控制屏 A/C Central Remote Controller	1	1	1	1	1	1	1	1	1			

備註：住宅樓層不設4樓、13樓及14樓。
Remark: Residential floors 4/F, 13/F and 14/F are omitted.

住宅單位機電裝置數量說明表 Schedule of electrical & mechanical provisions of residential units

單位 Unit		3號 No.3	5號 No.5	3號 No.3	5號 No.5	3號 No.3	3號 No.3	5號 No.5	3號 No.3	5號 No.5	3號 No.3	3號 No.3
樓層 Floor		1樓 1/F		2樓 - 9樓、 11樓、 15樓 - 18樓、 20樓 - 22樓 2/F-9/F, 11/F, 15/F-18/F, 20/F-22/F	2樓 - 11樓、 15樓 - 18樓、 20樓 - 22樓 2/F-11/F, 15/F-18/F, 20/F-22/F	10樓 10/F	12樓 12/F	19樓 19/F			23 樓 23/F	天台 Roof
通往門廳 之走廊 Corridor Connecting to Foyer	玻璃碎裂感應器警報控制箱 Glass Break Sensor Alarm Panel	1	1	0	0	0	0	0	0	0	不適用 N/A	不適用 N/A
	ZigBee網閘 ZigBee Gateway	1	1	1	1	1	1	1	1	1		
	無線存取點 Wifi Access Point	1	1	1	1	1	1	1	1	1		
	電熱水爐接觸器箱 Electric Water Heater Contactor Panel	1	1	1	1	1	1	1	1	1		
	總電話位 Incoming Telephone Point	1	1	1	1	1	1	1	1	1		
	總數據位 Incoming Data Point	1	1	1	1	1	1	1	1	1		
	消防警鐘 Fire Alarm Bell	1	1	1	1	1	1	1	1	1		
通往睡房 之走廊 Corridor Connecting to Bedroom	燈位 Lighting Point	3	3	3	3	3	3	3	3	3		
	空調機室內機接駁點 Air-conditioner point for A/C Indoor Unit	1	1	1	1	1	1	1	1	1		
	裝有熔斷器接線電蘇位 Fused Spur Unit	2	2	2	2	2	2	2	2	2		
	接線電掣 Connection Unit	0	0	0	0	0	0	0	0	0		
	13A單位電插座 13A Single Socket Outlet	1	1	1	1	0	1	1	1	1		
	13A雙位電插座 13A Twin Socket Outlet	0	0	0	0	0	0	0	0	0		
	電話插座 Telephone Outlet	0	0	0	0	0	0	0	0	0		
	燈掣 Lighting Switch	3	3	3	3	4	3	3	3	3		
	抽氣扇開關掣 Switch for Exhaust Air Fan	1	1	1	1	0	1	1	1	1		
	電熱水爐開關掣 Switch for Electrical Water Heater	1	1	1	1	0	1	1	1	1		
	消防警鐘 Fire Alarm Bell	0	0	0	0	0	0	0	0	0		
通往客廳 之走廊 Corridor Connecting to Living Room	燈位 Lighting Point	不適用 N/A									2	不適用 N/A
	空調機室內機接駁點 Air-conditioner point for A/C Indoor Unit										1	
	裝有熔斷器接線電蘇位 Fused Spur Unit										2	
	接線電掣 Connection Unit										0	
	13A單位電插座 13A Single Socket Outlet										1	
	13A雙位電插座 13A Twin Socket Outlet										0	
	電話插座 Telephone Outlet										0	
	燈掣 Lighting Switch										2	
	抽氣扇開關掣 Switch for Exhaust Air Fan										0	
	電熱水爐開關掣 Switch for Electrical Water Heater										0	
	總電掣箱 Miniature Circuit Breakers Board										1	
	視像對講系統控制箱 Video Door Phone Control Panel										1	
	空調中央控制屏 A/C Central Remote Controller										1	
	玻璃碎裂感應器警報控制箱 Glass Break Sensor Alarm Panel										0	
	ZigBee網閘 ZigBee Gateway										1	
	無線存取點 Wifi Access Point										1	
電熱水爐接觸器箱 Electric Water Heater Contactor Panel	1											

備註：住宅樓層不設4樓、13樓及14樓。
Remark: Residential floors 4/F, 13/F and 14/F are omitted.

住宅單位機電裝置數量說明表 Schedule of electrical & mechanical provisions of residential units

單位 Unit		3號 No.3	5號 No.5	3號 No.3	5號 No.5	3號 No.3	3號 No.3	5號 No.5	3號 No.3	5號 No.5	3號 No.3	3號 No.3
樓層 Floor		1樓 1/F	2樓 - 9樓、 11樓、 15樓 - 18樓、 20樓 - 22樓 2/F-9/F, 11/F, 15/F-18/F, 20/F-22/F		2樓 - 11樓、 15樓 - 18樓、 20樓 - 22樓 2/F-11/F, 15/F-18F, 20/F-22/F	10樓 10/F	12樓 12/F	19樓 19/F	23樓 23/F	天台 Roof		
通往客廳 之走廊 Corridor Connecting to Living Room	總電話位 Incoming Telephone Point	不適用 N/A									1	
	總數據位 Incoming Data Point										1	
	消防警鐘 Fire Alarm Bell										1	
通往飯廳 之走廊 Corridor Connecting to Dining Room	燈位 Lighting Point	不適用 N/A									3	不適用 N/A
	空調機室內機接駁點 Air-conditioner point for A/C Indoor Unit										1	
	裝有熔斷器接線電蘇位 Fused Spur Unit										0	
	接線電掣 Connection Unit										0	
	13A單位電插座 13A Single Socket Outlet										0	
	13A雙位電插座 13A Twin Socket Outlet										0	
	電話插座 Telephone Outlet										0	
	燈掣 Lighting Switch										2	
	抽氣扇開關掣 Switch for Exhaust Air Fan										0	
	電熱水爐開關掣 Switch for Electrical Water Heater										0	
	消防警鐘 Fire Alarm Bell										1	
備餐間 Pantry	空調機室內機接駁點 Air-conditioner point for A/C Indoor Unit	不適用 N/A									不適用 N/A	
	13A單位電插座 13A Single Socket Outlet											
	13A雙位電插座 13A Twin Socket Outlet											
	裝有熔斷器接線電蘇位 Fused Spur Unit											
	電視/電台天線插座 TV/FM Outlet											
	電話插座 Telephone Outlet											
	RJ45數據位 RJ45 Data Outlet											
	燈位 Lighting Point											
	燈掣 Lighting Switch											
	抽氣扇開關掣 Switch for Exhaust Air Fan											
	電熱水爐開關掣 Switch for Electrical Water Heater											
前庭 Terraces	燈位 Lighting Point	12	12	不適用 N/A							29	不適用 N/A
	13A防水單位電插座 13A Weatherproof Single Socket Outlet	4	3								5	
	來水位 Water Point	2	2								1	
家庭室 Family Room	空調機室內機接駁點 Air-conditioner point for A/C Indoor Unit	不適用 N/A									不適用 N/A	
	13A單位電插座 13A Single Socket Outlet											
	13A雙位電插座 13A Twin Socket Outlet											
	電視/電台天線插座 TV/FM Outlet											
	電話插座 Telephone Outlet											
	RJ45數據位 RJ45 Data Outlet											
	燈位 Lighting Point											
	燈掣 Lighting Switch											

備註：住宅樓層不設4樓、13樓及14樓。
Remark: Residential floors 4/F, 13/F and 14/F are omitted.

住宅單位機電裝置數量說明表 Schedule of electrical & mechanical provisions of residential units

單位 Unit		3號 No.3	5號 No.5	3號 No.3	5號 No.5	3號 No.3	3號 No.3	5號 No.5	3號 No.3	5號 No.5	3號 No.3	3號 No.3
樓層 Floor		1樓 1/F		2樓 - 9樓、 11樓、 15樓 - 18樓、 20樓 - 22樓 2/F-9/F, 11/F, 15/F-18/F, 20/F-22/F	2樓 - 11樓、 15樓 - 18樓、 20樓 - 22樓 2/F-11/F, 15/F-18/F, 20/F-22/F	10樓 10/F	12樓 12/F		19樓 19/F		23樓 23/F	天台 Roof
工作平台 Utility Platform	燈位 Lighting Point	不適用 N/A		1	1	1	1	1	1	1	不適用 N/A	不適用 N/A
貨運電梯 大堂 Service Lift Lobby	門鈴按鈕 Door Bell Push Button	1	1	1	1	1	1	1	1	1	1	
空調機房 A/C Plant Room	空調機室外機接駁點 Air-conditioner point for A/C Outdoor Unit	1	1	1	1	1	1	1	1	1	不適用 N/A	
	燈位 Lighting Point	1	1	1	1	1	1	1	1	1		
	13A防水雙位電插座 13A Weatherproof Twin Socket Outlet	1	1	1	1	1	1	1	1	1		
冷氣機平台 A/C Platform	空調機室外機接駁點 Air-conditioner point for A/C Outdoor Unit	1	1	1	1	1	1	1	1	1	不適用 N/A	
私人天台 Private Roof	燈位 Lighting Point	不適用 N/A										35
	13A防水單位電插座 13A Weatherproof Single Socket Outlet											3
	洗滌盆來水位 Water Point of Sink Unit											1
	洗滌盆去水位 Drain Point of Sink Unit											1
	空調機室外機接駁點 Air-conditioner point for A/C Outdoor Unit											2
私人泳池 Private Swimming Pool	燈位 Lighting Point	不適用 N/A										9
私人泳池 過濾設備 Private Swimming Pool Filtration Plant	泳池過濾水泵 Swimming Pool Filtration Pump	不適用 N/A										3
	玻璃纖維水箱 Fibreglass Water Tank											2
	紫外光消毒器 UV Sterilizer											1
	棉蕊過濾器 Cartridge Filter											2
	泳池加熱器 Swimming Pool Heater											1
	加氯器 Chlorinator											1
	隔離器 Isolator											1
	泳池過濾系統控制箱 Swimming Pool Filtration System Control Panel											1
儲物房 Store Room	燈位 Lighting Point	不適用 N/A									1	不適用 N/A
	燈掣 Lighting Switch										2	
	空調機室內機接駁點 Air-conditioner point for A/C Indoor Unit										1	
	裝有熔斷器接線電蘇位 Fused Spur Unit										0	
	接線電掣 Connection Unit										0	
	13A單位電插座 13A Single Socket Outlet										3	

備註：住宅樓層不設4樓、13樓及14樓。
Remark: Residential floors 4/F, 13/F and 14/F are omitted.

住宅單位機電裝置數量說明表 Schedule of electrical & mechanical provisions of residential units

單位 Unit		3號 No.3	5號 No.5	3號 No.3	5號 No.5	3號 No.3	3號 No.3	5號 No.5	3號 No.3	5號 No.5	3號 No.3	3號 No.3
樓層 Floor		1樓 1/F	2樓 - 9樓、 11樓、 15樓 - 18樓、 20樓 - 22樓 2/F-9/F, 11/F, 15/F-18/F, 20/F-22/F	2樓 - 11樓、 15樓 - 18樓、 20樓 - 22樓 2/F-11/F, 15/F-18/F, 20/F-22/F	10樓 10/F	12樓 12/F	19樓 19/F	23樓 23/F	天台 Roof			
儲物房 Store Room	USB插座 USB Outlet	不適用 N/A							0	不適用 N/A		
	隔離器 Isolator								1			
	洗衣機來水位 (來水位，設計為直徑22毫米) Washing Machine Connection Point (Water Inlet of a design of 22mm in diameter)								1			
	洗衣機去水位 (去水位，設計為直徑40毫米) Washing Machine Connection Point (Water Outlet of a design of 40mm in diameter)								1			
	乾衣機去水位 (去水位，設計為直徑 40毫米) Tumble Dryer Connection Point (Water Outlet of a design of 40mm in diameter)								1			
	抽氣扇開關掣 Switch for Exhaust Air Fan								1			
	電熱水爐開關掣 Switch for Electrical Water Heater								1			
	空調系統控制屏 A/C Controller								1			

備註：住宅樓層不設4樓、13樓及14樓。
Remark: Residential floors 4/F, 13/F and 14/F are omitted.

住宅單位機電裝置數量說明表 Schedule of electrical & mechanical provisions of residential units

單位 Unit		6號 No.6	7號 No.7	6號 No.6	7號 No.7	6號 No.6	7號 No.7	6號 No.6	7號 No.7	6號 No.6	7號 No.7	6號 No.6	6號 No.6	
樓層 Floor		1樓 1/F		2樓-11樓、 15樓-18樓、 21樓-22樓 2/F-11/F, 15/F-18/F, 21/F-22/F		12樓 12/F		19樓 19/F		20樓 20/F		23樓 23/F	天台 Roof	
入口大堂 Entrance Hall	燈位 Lighting Point	8	8	8	8	8	8	8	8	8	8	8	不適用 N/A	
	燈掣 Lighting Switch	0	0	0	0	0	0	0	0	0	0	1		
	視像對講系統顯示屏 Video Door Phone Panel	1	1	1	1	1	1	1	1	1	1	1		
	裝有熔斷器接線電蘇位 Fused Spur Unit	4	4	4	4	4	4	4	4	4	4	4		
門廳 Foyer	燈位 Lighting Point	5	5	5	5	5	5	5	5	13	27	不適用 N/A		
	空調機室內機接駁點 Air-conditioner point for A/C Indoor Unit	4	4	4	4	4	4	4	4	4	4			
	裝有熔斷器接線電蘇位 Fused Spur Unit	2	2	2	2	2	2	2	2	0	0			
	接線電掣 Connection Unit	0	0	0	0	0	0	0	0	0	0			
	13A單位電插座 13A Single Socket Outlet	4	3	4	3	4	3	4	3	2	2			
	13A雙位電插座 13A Twin Socket Outlet	1	1	1	1	1	1	1	1	1	1			
	電話插座 Telephone Outlet	1	1	1	1	1	1	1	1	0	0			
	燈掣 Lighting Switch	5	5	5	5	5	5	5	5	6	5			
	抽氣扇開關掣 Switch for Exhaust Air Fan	1	1	1	1	1	1	1	1	1	0			
	門鈴 Door Bell	1	1	1	1	1	1	1	1	1	1			
	電熱水爐開關掣 Switch for Electrical Water Heater	0	0	0	0	0	0	0	0	0	0			
	總電掣箱 Miniature Circuit Breakers Board	0	0	0	0	0	0	0	0	0	0			
	視像對講系統控制箱 Video Door Phone Control Panel	0	0	0	0	0	0	0	0	0	0			
	空調中央控制屏 A/C Central Remote Controller	0	0	0	0	0	0	0	0	0	0			
	ZigBee網閘 ZigBee Gateway	0	0	0	0	0	0	0	0	0	0			
	無線存取點 Wifi Access point	0	0	0	0	0	0	0	0	0	0			
	電熱水爐接觸器箱 Electric Water Heater Contactor Panel	0	0	0	0	0	0	0	0	0	0			
	總電話位 Incoming Telephone Point	0	0	0	0	0	0	0	0	0	0			
	總數據位 Incoming Data Point	0	0	0	0	0	0	0	0	0	0			
	消防警鐘 Fire Alarm Bell	0	0	0	0	0	0	0	0	0	0			
客廳/飯廳 Living/ Dining Room (LIV./DIN.)	空調機室內機接駁點 Air-conditioner point for A/C Indoor Unit	0	0	0	0	0	0	0	0	0	2	不適用 N/A		
	13A單位電插座 13A Single Socket Outlet	2	2	2	2	2	2	2	2	8	5			
	13A雙位電插座 13A Twin Socket Outlet	2	2	2	2	2	2	2	2	2	2			
	電視/電台天線插座 TV/FM Outlet	3	3	3	3	3	3	3	3	1	1			
	電話插座 Telephone Outlet	2	2	2	2	2	2	2	2	1	0			
	RJ45數據位 RJ45 Data Outlet	1	1	1	1	1	1	1	1	1	1			
	燈位 Lighting Point	6	6	6	6	6	6	6	6	22	30			
	燈掣 Lighting Switch	1	1	1	1	1	1	1	1	1	2			
客廳 Living Room	裝有熔斷器接線電蘇位 Fused Spur Unit	0	0	0	0	0	0	0	0	0	6	5		不適用 N/A
	空調機室內機接駁點 Air-conditioner point for A/C Indoor Unit											4		
	13A單位電插座 13A Single Socket Outlet											0		
	13A雙位電插座 13A Twin Socket Outlet											3		
	電視/電台天線插座 TV/FM Outlet											2		
	電話插座 Telephone Outlet											2		
	RJ45數據位 RJ45 Data Outlet											0		
	燈位 Lighting Point											9		
	燈掣 Lighting Switch											5		
	裝有熔斷器接線電蘇位 Fused Spur Unit											0		
	抽氣扇開關掣 Switch for Exhaust Air Fan											1		
	門鈴 Door Bell											1		

備註：住宅樓層不設4樓、13樓及14樓。

Remark: Residential floors 4/F, 13/F and 14/F are omitted.

住宅單位機電裝置數量說明表 Schedule of electrical & mechanical provisions of residential units

單位 Unit		6號 No.6	7號 No.7	6號 No.6	7號 No.7	6號 No.6	7號 No.7	6號 No.6	7號 No.7	6號 No.6	7號 No.7	6號 No.6	6號 No.6
樓層 Floor		1樓 1/F		2樓-11樓、 15樓-18樓、 21樓-22樓 2/F-11/F, 15/F-18/F, 21/F-22/F		12樓 12/F		19樓 19/F		20樓 20/F		23樓 23/F	天台 Roof
飯廳 Dining Room	空調機室內機接駁點 Air-conditioner point for A/C Indoor Unit	不適用 N/A										3	
	13A單位電插座 13A Single Socket Outlet											0	
	13A雙位電插座 13A Twin Socket Outlet											1	
	電視/電台天線插座 TV/FM Outlet											0	
	電話插座 Telephone Outlet											1	
	RJ45數據位 RJ45 Data Outlet											1	
	燈位 Lighting Point											7	
	燈掣 Lighting Switch											3	
	裝有熔斷器接線電蘇位 Fused Spur Unit											0	
	抽氣扇開關掣 Switch for Exhaust Air Fan											1	
露台 Balcony (BAL.)	燈位 Lighting Point	不適用 N/A		3	3	3	3	3	3	3	3	不適用 N/A	
	燈掣 Lighting Switch			0	0	0	0	0	0	0			
	13A防水單位電插座 13A Weatherproof Single Socket Outlet			1	1	1	1	1	1	1			
主人睡房 Master Bedroom (MBR)	空調機室內機接駁點 Air-conditioner point for A/C Indoor Unit	2	2	2	2	2	2	2	2	2	5	2	不適用 N/A
	13A單位電插座 13A Single Socket Outlet	1	1	1	1	1	1	1	1	2	1	0	
	13A雙位電插座 13A Twin Socket Outlet	2	2	2	2	2	2	2	2	2	5	2	
	電視/電台天線插座 TV/FM Outlet	1	1	1	1	1	1	1	1	1	1	1	
	電話插座 Telephone Outlet	1	1	1	1	1	1	1	1	1	1	1	
	RJ45數據位 RJ45 Data Outlet	1	1	1	1	1	1	1	1	1	1	1	
	USB插座 USB Outlet	0	0	0	0	0	0	0	0	2	2	0	
	燈位 Lighting Point	4	4	4	4	4	4	4	4	23	60	5	
	燈掣 Lighting Switch	3	3	3	3	3	3	3	3	5	9	4	
	抽氣扇開關掣 Switch for Exhaust Air Fan	0	0	0	0	0	0	0	0	1	1	0	
	電熱水爐開關掣 Switch for Electrical Water Heater	1	1	1	1	1	1	1	1	1	1	1	
	抽氣扇及地暖系統開關掣 Switch for Exhaust Air Fan & Floor Heating System	1	1	1	1	1	1	1	1	0	0	1	
裝有熔斷器接線電蘇位 Fused Spur Unit	0	0	0	0	0	0	0	0	5	8	0		
睡房2 Bedroom 2 (BR2)	空調機室內機接駁點 Air-conditioner point for A/C Indoor Unit	1	1	1	1	1	1	1	1	1	不適用 N/A	1	
	13A單位電插座 13A Single Socket Outlet	0	0	0	0	0	0	0	0	2		0	
	13A雙位電插座 13A Twin Socket Outlet	2	2	2	2	2	2	2	2	2		2	
	電視/電台天線插座 TV/FM Outlet	1	1	1	1	1	1	1	1	1		1	
	電話插座 Telephone Outlet	1	1	1	1	1	1	1	1	1		1	
	RJ45數據位 RJ45 Data Outlet	1	1	1	1	1	1	1	1	1		1	
	USB插座 USB Outlet	0	0	0	0	0	0	0	0	2		0	
	燈位 Lighting Point	2	2	2	2	2	2	2	2	20		2	
	燈掣 Lighting Switch	1	1	1	1	1	1	1	1	4		1	
	抽氣扇開關掣 Switch for Exhaust Air Fan	0	0	0	0	0	0	0	0	1		0	
	電熱水爐開關掣 Switch for Electrical Water Heater	0	0	0	0	0	0	0	0	1		0	
	抽氣扇及地暖系統開關掣 Switch for Exhaust Air Fan & Floor Heating System	0	0	0	0	0	0	0	0	0		0	
	裝有熔斷器接線電蘇位 Fused Spur Unit	0	0	0	0	0	0	0	0	1		0	

備註：住宅樓層不設4樓、13樓及14樓。

Remark: Residential floors 4/F, 13/F and 14/F are omitted.

住宅單位機電裝置數量說明表 Schedule of electrical & mechanical provisions of residential units

單位 Unit		6號 No.6	7號 No.7	6號 No.6	7號 No.7	6號 No.6	7號 No.7	6號 No.6	7號 No.7	6號 No.6	7號 No.7	6號 No.6	6號 No.6
樓層 Floor		1樓 1/F		2樓-11樓、 15樓-18樓、 21樓-22樓 2/F-11/F, 15/F-18/F, 21/F-22/F		12樓 12/F		19樓 19/F		20樓 20/F		23樓 23/F	天台 Roof
睡房3 Bedroom 3 (BR3)	空調機室內機接駁點 Air-conditioner point for A/C Indoor Unit	1	1	1	1	1	1	1	1	不適用 N/A		1	
	13A單位電插座 13A Single Socket Outlet	0	0	0	0	0	0	0	0		0		
	13A雙位電插座 13A Twin Socket Outlet	2	2	2	2	2	2	2	2		2		
	電視/電台天線插座 TV/FM Outlet	1	1	1	1	1	1	1	1		1		
	電話插座 Telephone Outlet	1	1	1	1	1	1	1	1		1		
	RJ45數據位 RJ45 Data Outlet	1	1	1	1	1	1	1	1		1		
	燈位 Lighting Point	2	2	2	2	2	2	2	2		2		
	燈掣 Lighting Switch	2	2	1	2	1	2	1	2		1		
	抽氣扇開關掣 Switch for Exhaust Air Fan	0	0	0	0	0	0	0	0		0		
	電熱水爐開關掣 Switch for Electrical Water Heater	0	0	0	0	0	0	0	0		0		
	抽氣扇及地暖系統開關掣 Switch for Exhaust Air Fan & Floor Heating System	0	0	0	0	0	0	0	0		0		
睡房4 Bedroom 4 (BR4)	空調機室內機接駁點 Air-conditioner point for A/C Indoor Unit	1	1	1	1	1	1	1	1	不適用 N/A		1	不適用 N/A
	13A單位電插座 13A Single Socket Outlet	0	0	0	0	0	0	0	0		0	0	
	13A雙位電插座 13A Twin Socket Outlet	2	2	2	2	2	2	2	2		2	2	
	電視/電台天線插座 TV/FM Outlet	1	1	1	1	1	1	1	1		1	1	
	電話插座 Telephone Outlet	1	1	1	1	1	1	1	1		1	1	
	RJ45數據位 RJ45 Data Outlet	1	1	1	1	1	1	1	1		1	1	
	燈位 Lighting Point	2	2	2	2	2	2	2	2		2	2	
	燈掣 Lighting Switch	3	2	3	2	3	2	3	2		3	3	
	抽氣扇開關掣 Switch for Exhaust Air Fan	1	1	1	1	1	1	1	1		1	0	
	電熱水爐開關掣 Switch for Electrical Water Heater	1	1	1	1	1	1	1	1		1	1	
	抽氣扇及地暖系統開關掣 Switch for Exhaust Air Fan & Floor Heating System	0	0	0	0	0	0	0	0		0	0	
睡房5 Bedroom 5 (BR5)	空調機室內機接駁點 Air-conditioner point for A/C Indoor Unit	不適用 N/A										1	
	13A單位電插座 13A Single Socket Outlet											0	
	13A雙位電插座 13A Twin Socket Outlet											2	
	電視/電台天線插座 TV/FM Outlet											1	
	電話插座 Telephone Outlet											1	
	RJ45數據位 RJ45 Data Outlet											1	
	燈位 Lighting Point											2	
	燈掣 Lighting Switch											2	
	抽氣扇開關掣 Switch for Exhaust Air Fan											0	
	電熱水爐開關掣 Switch for Electrical Water Heater											1	
	抽氣扇及地暖系統開關掣 Switch for Exhaust Air Fan & Floor Heating System											0	

備註：住宅樓層不設4樓、13樓及14樓。
Remark: Residential floors 4/F, 13/F and 14/F are omitted.

住宅單位機電裝置數量說明表 Schedule of electrical & mechanical provisions of residential units

單位 Unit		6號 No.6	7號 No.7	6號 No.6	7號 No.7	6號 No.6	7號 No.7	6號 No.6	7號 No.7	6號 No.6	7號 No.7	6號 No.6	6號 No.6
樓層 Floor		1樓 1/F		2樓-11樓、 15樓-18樓、 21樓-22樓 2/F-11/F, 15/F-18/F, 21/F-22/F		12樓 12/F		19樓 19/F		20樓 20/F		23樓 23/F	天台 Roof
浴室1 Bathroom 1 (BATH 1)	燈位 Lighting Point	12	12	12	12	12	12	12	12	9	10	13	不適用 N/A
	空調機室內機接駁點 Air-conditioner point for A/C Indoor Unit	1	1	1	1	1	1	1	1	1	1	1	
	裝有熔斷器接線電蘇位 Fused Spur Unit	11	12	11	12	11	12	11	12	2	2	12	
	接線電掣 Connection Unit	2	2	2	2	2	2	2	2	0	0	2	
	13A單位電插座 13A Single Socket Outlet	4	4	4	4	4	4	4	4	2	3	5	
	USB插座 USB Outlet	2	2	2	2	2	2	2	2	1	2	2	
	隔離器 Isolator	2	2	2	2	2	2	2	2	2	1	2	
	天花揚聲器 Ceiling Speaker	2	2	2	2	2	2	2	2	1	2	2	
	地暖系統恒溫器 Thermostat of Floor Heating System	1	1	1	1	1	1	1	1	0	0	1	
浴室2 Bathroom 2 (BATH 2)	燈位 Lighting Point	5	5	5	5	5	5	5	5	4	不適用 N/A	5	
	空調機室內機接駁點 Air-conditioner point for A/C Indoor Unit	0	0	0	0	0	0	0	0	0		0	
	裝有熔斷器接線電蘇位 Fused Spur Unit	9	9	9	9	9	9	9	9	2		10	
	接線電掣 Connection Unit	1	1	1	1	1	1	1	1	0		1	
	13A單位電插座 13A Single Socket Outlet	1	1	1	1	1	1	1	1	2		1	
	USB插座 USB Outlet	1	1	1	1	1	1	1	1	1		1	
	隔離器 Isolator	1	1	1	1	1	1	1	1	1		1	
	天花揚聲器 Ceiling Speaker	0	0	0	0	0	0	0	0	1		0	
	地暖系統恒溫器 Thermostat of Floor Heating System	0	0	0	0	0	0	0	0	0		1	
浴室3 Bathroom 3 (BATH 3)	燈位 Lighting Point	5	5	5	5	5	5	5	5	不適用 N/A	不適用 N/A	5	
	空調機室內機接駁點 Air-conditioner point for A/C Indoor Unit	0	0	0	0	0	0	0	0			0	0
	裝有熔斷器接線電蘇位 Fused Spur Unit	8	8	8	8	8	8	8	8			10	
	接線電掣 Connection Unit	1	1	1	1	1	1	1	1			1	
	13A單位電插座 13A Single Socket Outlet	1	1	1	1	1	1	1	1			1	
	USB插座 USB Outlet	1	1	1	1	1	1	1	1			1	
	隔離器 Isolator	1	1	1	1	1	1	1	1			1	
	地暖系統恒溫器 Thermostat of Floor Heating System	0	0	0	0	0	0	0	0			1	
浴室4 Bathroom 4 (BATH 4)	燈位 Lighting Point	不適用 N/A										5	
	空調機室內機接駁點 Air-conditioner point for A/C Indoor Unit											0	
	裝有熔斷器接線電蘇位 Fused Spur Unit											10	
	接線電掣 Connection Unit											1	
	13A單位電插座 13A Single Socket Outlet											1	
	USB插座 USB Outlet											1	
	隔離器 Isolator											1	
	地暖系統恒溫器 Thermostat of Floor Heating System											1	

備註：住宅樓層不設4樓、13樓及14樓。
Remark: Residential floors 4/F, 13/F and 14/F are omitted.

住宅單位機電裝置數量說明表 Schedule of electrical & mechanical provisions of residential units

單位 Unit		6號 No.6	7號 No.7	6號 No.6	7號 No.7	6號 No.6	7號 No.7	6號 No.6	7號 No.7	6號 No.6	7號 No.7	6號 No.6	6號 No.6
樓層 Floor		1樓 1/F		2樓-11樓、 15樓-18樓、 21樓-22樓 2/F-11/F, 15/F-18/F, 21/F-22/F		12樓 12/F		19樓 19/F		20樓 20/F		23樓 23/F	天台 Roof
浴室5 Bathroom 5 (BATH 5)	燈位 Lighting Point	不適用 N/A											
	空調機室內機接駁點 Air-conditioner point for A/C Indoor Unit												
	裝有熔斷器接線電蘇位 Fused Spur Unit												
	接線電掣 Connection Unit												
	13A單位電插座 13A Single Socket Outlet												
	USB插座 USB Outlet												
	隔離器 Isolator												
	地暖系統恆溫器 Thermostat of Floor Heating System												
洗手間1 Toilet 1 (T.1)	燈位 Lighting Point	3	3	3	3	3	3	3	3	5	6	3	不適用 N/A
	空調機室內機接駁點 Air-conditioner point for A/C Indoor Unit	0	0	0	0	0	0	0	0	0	0	0	
	裝有熔斷器接線電蘇位 Fused Spur Unit	6	5	6	5	6	5	6	5	1	0	5	
	接線電掣 Connection Unit	0	0	0	0	0	0	0	0	0	0	0	
	13A單位電插座 13A Single Socket Outlet	1	1	1	1	1	1	1	1	1	1	1	
	USB插座 USB Outlet	0	0	0	0	0	0	0	0	0	0	0	
	隔離器 Isolator	0	0	0	0	0	0	0	0	0	0	0	
洗手間2 Toilet 2 (T.2)	燈位 Lighting Point	1	1	1	1	1	1	1	1	不適用 N/A	2	1	
	空調機室內機接駁點 Air-conditioner point for A/C Indoor Unit	0	0	0	0	0	0	0	0		0	0	
	裝有熔斷器接線電蘇位 Fused Spur Unit	2	2	2	2	2	2	2	2		0	2	
	接線電掣 Connection Unit	0	0	0	0	0	0	0	0		0	1	
	13A單位電插座 13A Single Socket Outlet	0	0	0	0	0	0	0	0		0	0	
	USB插座 USB Outlet	0	0	0	0	0	0	0	0		0	0	
	隔離器 Isolator	0	0	0	0	0	0	0	0		0	0	
廚房 Kitchen (KIT.)	燈位 Lighting Point	6	7	6	7	6	7	6	7	12	10	11	
	空調機室內機接駁點 Air-conditioner point for A/C Indoor Unit	1	1	1	1	1	1	1	1	1	1	1	
	裝有熔斷器接線電蘇位 Fused Spur Unit	8	9	8	9	8	9	9	12	1	9	8	
	接線電掣 Connection Unit	4	4	4	4	4	4	3	3	1	3	3	
	13A單位電插座 13A Single Socket Outlet	6	5	6	5	6	5	7	6	1	16	0	
	13A雙位電插座 13A Twin Socket Outlet	2	3	2	3	2	3	2	3	2	2	4	
	視像對講系統顯示屏 Video Door Phone Pad	1	1	1	1	1	1	1	1	1	1	1	
	空調系統控制屏 A/C Controller	1	1	1	1	1	1	1	1	1	1	1	
	洗衣機來水位 (來水位，設計為直徑22毫米) Washing Machine Connection Point (Water Inlet of a design of 22mm in diameter)	1	1	1	1	1	1	1	1	0	0	1	
	洗衣機去水位 (去水位，設計為直徑40毫米) Washing Machine Connection Point (Water Outlet of a design of 40mm in diameter)	1	1	1	1	1	1	1	1	0	0	1	
	洗碗碟機來水位 (來水位，設計為直徑22毫米) Dish Washing Machine Connection Point (Water Inlet of a design of 22mm in diameter)	0	0	0	0	0	0	0	0	0	1	0	
	洗碗碟機去水位 (去水位，設計為直徑40毫米) Dish Washing Machine Connection Point (Water Outlet of a design of 40mm in diameter)	0	0	0	0	0	0	0	0	0	1	0	
	隔離器 Isolator	0	0	0	0	0	0	0	0	1	1	0	

備註：住宅樓層不設4樓、13樓及14樓。

Remark: Residential floors 4/F, 13/F and 14/F are omitted.

住宅單位機電裝置數量說明表 Schedule of electrical & mechanical provisions of residential units

單位 Unit		6號 No.6	7號 No.7	6號 No.6	7號 No.7	6號 No.6	7號 No.7	6號 No.6	7號 No.7	6號 No.6	7號 No.7	6號 No.6	6號 No.6
樓層 Floor		1樓 1/F		2樓-11樓、 15樓-18樓、 21樓-22樓 2/F-11/F, 15/F-18/F, 21/F-22/F		12樓 12/F		19樓 19/F		20樓 20/F		23樓 23/F	天台 Roof
廚房 Kitchen (KIT.)	煤氣自動讀錶接駁點 Towngas Automatic Meter Reading Connection Point	0	0	1 (適用於 5樓及 21樓 For 5/F & 21/F Only)	1 (適用於 5樓及 21樓 For 5/F & 21/F Only)	1	1	0	0	0	0	0	不適用 N/A
	燈掣 Lighting Switch	0	0	0	0	0	0	0	0	0	0	0	
儲物房 (廚房內) Store Room (In the kitchen)	燈位 Lighting Point	1	1	1	1	1	1	1	1	不適用 N/A	4	1	
	燈掣 Lighting Switch	1	1	1	1	1	1	1	1		2	2	
	空調機室內機接駁點 Air-conditioner point for A/C Indoor Unit	1	1	1	1	1	1	1	1		1	1	
	裝有熔斷器接線電蘇位 Fused Spur Unit	0	0	0	0	0	0	0	0		2	0	
	接線電掣 Connection Unit	1	1	1	1	1	1	1	1		0	0	
	13A單位電插座 13A Single Socket Outlet	3	3	3	3	3	3	3	3		1	1	
	13A雙位電插座 13A Twin Socket Outlet	0	0	0	0	0	0	0	0		2	0	
	USB插座 USB Outlet	0	0	0	0	0	0	0	0		0	0	
	電話插座 Telephone Outlet	0	0	0	0	0	0	0	0		1	0	
	隔離器 Isolator	1	1	1	1	1	1	1	1		1	0	
	洗衣機來水位 (來水位，設計為直徑22毫米) Washing Machine Connection Point (Water Inlet of a design of 22mm in diameter)	1	1	1	1	1	1	1	1		1	0	
	洗衣機去水位 (去水位，設計為直徑40毫米) Washing Machine Connection Point (Water Outlet of a design of 40mm in diameter)	1	1	1	1	1	1	1	1		1	0	
	乾衣機去水位 (去水位，設計為直徑 40毫米) Tumble Dryer Connection Point (Water Outlet of a design of 40mm in diameter)	1	1	1	1	1	1	1	1		1	0	
	抽氣扇開關掣 Switch for Exhaust Air Fan	1	1	1	1	1	1	1	1		1	0	
	電熱水爐開關掣 Switch for Electrical Water Heater	1	1	1	1	1	1	1	1		1	0	
	空調系統控制屏 A/C Controller	1	1	1	1	1	1	1	1		1	1	
通往門廳 之走廊 Corridor Connecting to Foyer	燈位 Lighting Point	3	3	3	3	3	3	3	3	4	5	不適用 N/A	
	空調機室內機接駁點 Air-conditioner point for A/C Indoor Unit	0	0	0	0	0	0	0	0	0	0		
	裝有熔斷器接線電蘇位 Fused Spur Unit	3	3	3	3	3	3	3	3	0	0		
	接線電掣 Connection Unit	0	0	0	0	0	0	0	0	0	0		
	13A單位電插座 13A Single Socket Outlet	1	1	1	1	1	1	1	1	1	1		
	13A雙位電插座 13A Twin Socket Outlet	0	0	0	0	0	0	0	0	0	0		
	電話插座 Telephone Outlet	0	0	0	0	0	0	0	0	0	0		
	燈掣 Lighting Switch	2	2	2	2	2	2	2	2	2	3		
	抽氣扇開關掣 Switch for Exhaust Air Fan	2	2	2	2	2	2	2	2	2	2		
	電熱水爐開關掣 Switch for Electrical Water Heater	0	0	0	0	0	0	0	0	1	1		

備註：住宅樓層不設4樓、13樓及14樓。

Remark: Residential floors 4/F, 13/F and 14/F are omitted.

住宅單位機電裝置數量說明表 Schedule of electrical & mechanical provisions of residential units

單位 Unit		6號 No.6	7號 No.7	6號 No.6	7號 No.7	6號 No.6	7號 No.7	6號 No.6	7號 No.7	6號 No.6	7號 No.7	6號 No.6	6號 No.6
樓層 Floor		1樓 1/F		2樓-11樓、 15樓-18樓、 21樓-22樓 2/F-11/F, 15/F-18/F, 21/F-22/F		12樓 12/F		19樓 19/F		20樓 20/F		23樓 23/F	天台 Roof
通往門廳 之走廊 Corridor Connecting to Foyer	總電掣箱 Miniature Circuit Breakers Board	1	1	1	1	1	1	1	1	1	1	不適用 N/A	
	視像對講系統控制箱 Video Door Phone Control Panel	1	1	1	1	1	1	1	1	1	1		
	空調中央控制屏 A/C Central Remote Controller	1	1	1	1	1	1	1	1	1	1		
	玻璃碎裂感應器警報控制箱 Glass Break Sensor Alarm Panel	1	1	0	0	0	0	0	0	0	0		
	ZigBee網閘 ZigBee Gateway	1	1	1	1	1	1	1	1	1	1		
	無線存取點 Wifi Access point	1	1	1	1	1	1	1	1	1	1		
	電熱水爐接觸器箱 Electric Water Heater Contactor Panel	1	1	1	1	1	1	1	1	1	1		
	總電話位 Incoming Telephone Point	1	1	1	1	1	1	1	1	1	1		
	總數據位 Incoming Data Point	1	1	1	1	1	1	1	1	1	1		
	消防警鐘 Fire Alarm Bell	1	1	1	1	1	1	1	1	1	1		
通往睡房 之走廊 Corridor Connecting to Bedroom	燈位 Lighting Point	3	3	3	3	3	3	3	3	7	0	不適用 N/A	不適用 N/A
	空調機室內機接駁點 Air-conditioner point for A/C Indoor Unit	1	1	1	1	1	1	1	1	1	0		
	裝有熔斷器接線電蘇位 Fused Spur Unit	2	1	2	1	2	1	2	1	0	0		
	接線電掣 Connection Unit	0	0	0	0	0	0	0	0	0	0		
	13A單位電插座 13A Single Socket Outlet	1	1	1	1	1	1	1	1	0	0		
	13A雙位電插座 13A Twin Socket Outlet	0	0	0	0	0	0	0	0	0	0		
	電話插座 Telephone Outlet	0	0	0	0	0	0	0	0	0	0		
	燈掣 Lighting Switch	3	3	3	3	3	3	3	3	1	0		
	抽氣扇開關掣 Switch for Exhaust Air Fan	1	1	1	1	1	1	1	1	0	0		
	電熱水爐開關掣 Switch for Electrical Water Heater	1	1	1	1	1	1	1	1	0	0		
Corridor Connecting to Living Room 通往客廳 之走廊	消防警鐘 Fire Alarm Bell	0	0	0	0	0	0	0	0	0	0	不適用 N/A	
	燈位 Lighting Point											1	
	空調機室內機接駁點 Air-conditioner point for A/C Indoor Unit											1	
	裝有熔斷器接線電蘇位 Fused Spur Unit											2	
	接線電掣 Connection Unit											0	
	13A單位電插座 13A Single Socket Outlet											0	
	13A雙位電插座 13A Twin Socket Outlet											0	
	電話插座 Telephone Outlet											0	
	燈掣 Lighting Switch											2	
	抽氣扇開關掣 Switch for Exhaust Air Fan											0	
	電熱水爐開關掣 Switch for Electrical Water Heater											0	
	總電掣箱 Miniature Circuit Breakers Board											1	
	視像對講系統控制箱 Video Door Phone Control Panel											1	
	空調中央控制屏 A/C Central Remote Controller											1	

備註：住宅樓層不設4樓、13樓及14樓。

Remark: Residential floors 4/F, 13/F and 14/F are omitted.

住宅單位機電裝置數量說明表 Schedule of electrical & mechanical provisions of residential units

單位 Unit		6號 No.6	7號 No.7	6號 No.6	7號 No.7	6號 No.6	7號 No.7	6號 No.6	7號 No.7	6號 No.6	7號 No.7	6號 No.6	6號 No.6
樓層 Floor		1樓 1/F		2樓-11樓、 15樓-18樓、 21樓-22樓 2/F-11/F, 15/F-18/F, 21/F-22/F		12樓 12/F		19樓 19/F		20樓 20/F		23樓 23/F	天台 Roof
Corridor Connecting to Living Room 通往客廳 之走廊	玻璃碎裂感應器警報控制箱 Glass Break Sensor Alarm Panel	不適用 N/A										0	不適用 N/A
	ZigBee網閘 ZigBee Gateway											1	
	無線存取點 Wifi Access Point											1	
	電熱水爐接觸器箱 Electric Water Heater Contactor Panel											1	
	總電話位 Incoming Telephone Point											1	
	總數據位 Incoming Data Point											1	
	消防警鐘 Fire Alarm Bell											1	
通往飯廳 之走廊 Corridor Connecting to Dining Room	燈位 Lighting Point	不適用 N/A										3	
	空調機室內機接駁點 Air-conditioner point for A/C Indoor Unit											1	
	裝有熔斷器接線電蘇位 Fused Spur Unit											1	
	接線電掣 Connection Unit											0	
	13A單位電插座 13A Single Socket Outlet											0	
	13A雙位電插座 13A Twin Socket Outlet											0	
	電話插座 Telephone Outlet											0	
	燈掣 Lighting Switch											3	
	抽氣扇開關掣 Switch for Exhaust Air Fan											2	
	電熱水爐開關掣 Switch for Electrical Water Heater											1	
備餐間 Pantry	消防警鐘 Fire Alarm Bell											1	
	空調機室內機接駁點 Air-conditioner point for A/C Indoor Unit	不適用 N/A											
	13A單位電插座 13A Single Socket Outlet												
	13A雙位電插座 13A Twin Socket Outlet												
	裝有熔斷器接線電蘇位 Fused Spur Unit												
	電視/電台天線插座 TV/FM Outlet												
	電話插座 Telephone Outlet												
	RJ45數據位 RJ45 Data Outlet												
	燈位 Lighting Point												
	燈掣 Lighting Switch												
前庭 Terraces	抽氣扇開關掣 Switch for Exhaust Air Fan												
	電熱水爐開關掣 Switch for Electrical Water Heater												
	燈位 Lighting Point	12	10	不適用 N/A								27	
	13A防水單位電插座 13A Weatherproof Single Socket Outlet	3	2									2	
	來水位 Water Point	2	1									1	

備註：住宅樓層不設4樓、13樓及14樓。
Remark: Residential floors 4/F, 13/F and 14/F are omitted.

住宅單位機電裝置數量說明表 Schedule of electrical & mechanical provisions of residential units

單位 Unit		6號 No.6	7號 No.7	6號 No.6	7號 No.7	6號 No.6	7號 No.7	6號 No.6	7號 No.7	6號 No.6	7號 No.7	6號 No.6	7號 No.7	6號 No.6	6號 No.6
樓層 Floor		1樓 1/F		2樓-11樓、 15樓-18樓、 21樓-22樓 2/F-11/F, 15/F-18/F, 21/F-22/F		12樓 12/F		19樓 19/F		20樓 20/F		23樓 23/F		天台 Roof	
家庭室 Family Room	空調機室內機接駁點 Air-conditioner point for A/C Indoor Unit	不適用 N/A													
	13A單位電插座 13A Single Socket Outlet														
	13A雙位電插座 13A Twin Socket Outlet														
	電視/電台天線插座 TV/FM Outlet														
	電話插座 Telephone Outlet														
	RJ45數據位 RJ45 Data Outlet														
	燈位 Lighting Point														
	燈掣 Lighting Switch														
工作平台 Utility Platform	燈位 Lighting Point	不適用 N/A		1	1	1	1	1	1	1	1	不適用 N/A	不適用 N/A		
貨運電梯大堂 Service Lift Lobby	門鈴按鈕 Door Bell Push Button	1	1	1	1	1	1	1	1	1	1				
空調機房 A/C Plant Room	空調機室外機接駁點 Air-conditioner point for A/C Outdoor Unit	1	1	1	1	1	1	1	1	1	1	不適用 N/A			
	燈位 Lighting Point	1	1	1	1	1	1	1	1	1	1				
	13A防水雙位電插座 13A Weatherproof Twin Socket Outlet	1	1	1	1	1	1	1	1	1	1				
冷氣機平台 A/C Platform	空調機室外機接駁點 Air-conditioner point for A/C Outdoor Unit	1	2	1	2	1	2	1	2	1	2	不適用 N/A			
私人天台 Private Roof	燈位 Lighting Point	不適用 N/A												41	
	13A防水單位電插座 13A Weatherproof Single Socket Outlet													3	
	洗滌盆來水位 Water Point of Sink Unit													1	
	洗滌盆去水位 Drain Point of Sink Unit													1	
	空調機室外機接駁點 Air-conditioner point for A/C Outdoor Unit													2	
私人泳池 Private Swimming Pool	燈位 Lighting Point	不適用 N/A												9	

備註：住宅樓層不設4樓、13樓及14樓。
Remark: Residential floors 4/F, 13/F and 14/F are omitted.

住宅單位機電裝置數量說明表 Schedule of electrical & mechanical provisions of residential units

單位 Unit		6號 No.6	7號 No.7	6號 No.6	7號 No.7	6號 No.6	7號 No.7	6號 No.6	7號 No.7	6號 No.6	7號 No.7	6號 No.6	6號 No.6
樓層 Floor		1樓 1/F		2樓-11樓、 15樓-18樓、 21樓-22樓 2/F-11/F, 15/F-18/F, 21/F-22/F		12樓 12/F		19樓 19/F		20樓 20/F		23樓 23/F	天台 Roof
私人泳池 過濾設備 Private Swimming Pool Filtration Plant	泳池過濾水泵 Swimming Pool Filtration Pump	不適用 N/A											3
	玻璃纖維水箱 Fibreglass Water Tank												2
	紫外光消毒器 UV Sterilizer												1
	棉蕊過濾器 Cartridge Filter												2
	泳池加熱器 Swimming Pool Heater												1
	加氯器 Chlorinator												1
	隔離器 Isolator												1
	泳池過濾系統控制箱 Swimming Pool Filtration System Control Panel												1
儲物房 Store Room	燈位 Lighting Point	不適用 N/A								13	不適用 N/A	1	不適用 N/A
	燈掣 Lighting Switch									1		2	
	空調機室內機接駁點 Air-conditioner point for A/C Indoor Unit									3		1	
	裝有熔斷器接線電蘇位 Fused Spur Unit									0		0	
	接線電掣 Connection Unit									0		0	
	13A單位電插座 13A Single Socket Outlet									0		3	
	13A雙位電插座 13A Twin Socket Outlet									3		0	
	電話插座 Telephone Outlet									1		0	
	RJ45數據位 RJ45 Data Outlet									1		0	
	電視/電台天線插座 TV/FM Outlet									1		0	
	USB插座 USB Outlet									0		0	
	隔離器 Isolator									0		1	
	洗衣機來水位 (來水位，設計為直徑22毫米) Washing Machine Connection Point (Water Inlet of a design of 22mm in diameter)									0		1	
	洗衣機去水位 (去水位，設計為直徑40毫米) Washing Machine Connection Point (Water Outlet of a design of 40mm in diameter)									0		1	
	乾衣機去水位 (去水位，設計為直徑 40毫米) Tumble Dryer Connection Point (Water Outlet of a design of 40mm in diameter)									0		1	
	抽氣扇開關掣 Switch for Exhaust Air Fan									0		1	
	電熱水爐開關掣 Switch for Electrical Water Heater									0		1	
	空調系統控制屏 A/C Controller									0		1	
儲物房 (主人睡房 內) Store Room (In the Master Bedroom)	燈位 Lighting Point									不適用 N/A	4	不適用 N/A	

備註：住宅樓層不設4樓、13樓及14樓。
Remark: Residential floors 4/F, 13/F and 14/F are omitted.

服務協議

Service agreements

食水及沖廁水由水務署供應。

電力由香港電燈有限公司供應。

煤氣由香港中華煤氣有限公司供應。

Potable and flushing water is supplied by Water Supplies Department.

Electricity is supplied by The Hong Kong Electric Co., Ltd.

Towngas is supplied by The Hong Kong and China Gas Company Limited.

地稅

Government rent

擁有人有法律責任繳付住宅物業直至並包括該住宅物業買賣完成日(即該物業轉讓契日期)之地稅。

The owner is liable for the Government rent payable for the residential property up to and including the date of completion of the sale and purchase of that residential property (i.e. the date of the assignment of that property).

買方的雜項付款

Miscellaneous payments by purchaser

在向買方交付住宅物業在空置情況下的管有權時，買方須負責向擁有人補還水、電力及氣體的按金；

在交付時，買方不須向擁有人支付清理廢料的費用。

註：在交付時，買方須根據公契向管理人(而非擁有人)支付清理廢料的費用，而如擁有人已支付清理廢料的費用，買方須向擁有人補還清理廢料的費用。

On the delivery of the vacant possession of a residential property to the purchaser, the purchaser is liable to reimburse the owner for the deposits for water, electricity and gas;

On that delivery, the purchaser is not liable to pay to the owner a debris removal fee.

Remark: On that delivery, the purchaser is liable to pay a debris removal fee to the manager (not the owner) under the deed of mutual covenant, and where the owner has paid that debris removal fee, the purchaser shall reimburse the owner for the same.

欠妥之處的保養責任期 Defect liability warranty period

凡物業或於買賣合約列出裝設於物業內的裝置、裝修物料或設備有欠妥之處，而該欠妥之處並非由買方行為或疏忽造成，則賣方在接獲買方在買賣成交日期後的6個月內送達的書面通知後，須於合理地切實可行的範圍內，盡快自費作出補救。

The Vendor shall, at its own cost and as soon as reasonably practicable after receipt of a written notice served by the Purchaser within 6 months after the date of completion of the sale and purchase, remedy any defects to the Property, or the fittings, finishes or appliances incorporated into the Property as set out in the agreement for sale and purchase, caused otherwise than by the act or neglect of the Purchaser.

修訂 Modification

期數現時並沒有向政府提出申請修訂批地文件。

No on-going application to the Government for a modification of the land grant for the Phase.

(1) 「批地文件」規定，期數住宅物業擁有人須自費維修斜坡。

(2) 「批地文件」第(19)條批地特別條款訂明：

(a) (i) 「買方」現確認，鑒於「該地段」西南面「綠色間黑交叉線範圍」內的天然地勢，「該地段」可能受山泥傾瀉危險影響，包括礫石瀉墜。「買方」在「該地段」展開任何建築工程之前（不包括本文第(2)條批地特別條款所載的拆卸工程但包括地盤平整工程），必須自費聘請工程師或顧問或認可人士（釋義以《建築物條例》、其任何附屬規例及相關修訂法例或其取代法例所訂為準），以在「該地段」及「綠色間黑交叉線範圍」就山泥傾瀉、危害及任何防止礫石瀉墜的穩定或防護工程進行詳細的岩土勘探（以下簡稱「勘探工程」）。「買方」應編製「勘探工程」的報告提交土力工程處，以供處方核查和審批。如非事前獲「署長」書面同意，「買方」不可在「綠色間黑交叉線範圍」外的任何「政府」土地進行任何土地勘探。

(ii) 「買方」現確認及接納，不論執行「勘探工程」或任何防止礫石瀉墜的穩定或防護工程所招致的所有費用、收費、付費及開支等，一律由「買方」自費獨力承擔，「政府」毋須就此等費用、收費、付費及開支向「買方」或其繼承人及受讓人承擔任何責任。

(b) 「勘探工程」獲批准後，「買方」應按土力工程處規定或批准，自費在「該地段」及「綠色間黑交叉線範圍」內執行所有必要的緩解及穩定工程（以下簡稱「工程」），以全面令「署長」及土力工程處滿意。

(c) 如「政府」或「買方」或雙方均認為有需要在涵蓋「綠色間黑交叉線範圍」的任何「政府」土地進行緩解及穩定工程（以下簡稱「外部工程」），「買方」應在接獲「署長」批准或規定執行「外部工程」時，自費以「署長」滿意的方式進行及完成「外部工程」，此外並於「署長」指定的期限內自費到土地註冊處註冊「署長」接納的該地段記錄圖則，列明「外部工程」的位置和範圍。

(d) 茲毋損本文第(33)條批地特別條款之一般規定，「買方」在本文協定的整個批租年期內，一直自費維修「工程」及「外部工程」，以保持其狀況良好及維修充足，以令「署長」滿意，確保「工程」和「外部工程」可持續正常運作。除「政府」可就「買方」失責不遵照本文規定維修「工程」及「外部工程」而向「買方」行使任何權利或補償權外，「署長」亦有權發出書面通知要求「買方」在其全權酌情視為恰當的期限內執行所有及任何關乎「工程」及「外部工程」的維修工程。如「買方」疏忽或未能在通知指定的期限內執行通知的規定以令「署長」滿意，「署長」可即時執行和進行所需的維修工程，「買方」須在接獲通知時向「政府」支付相等相關工程費用的款項，以及任何行政費用和專業付費及收費。有關款項的金額由「署長」釐定，其決定將作終論並對「買方」約束。

(e) 「勘探工程」、「工程」及「外部工程」均須全面遵從《建築物條例》、其任何附屬規例及相關修訂法例或其取代法例和任何其他相關的政府法例之規定。

(f) 為執行「勘探工程」、「工程」及「外部工程」和相關檢驗與維修工程，「買方」將在本「協議」訂立日獲授權自由通行、進出及往返「該地段」和「綠色間黑交叉線範圍」。

(g) 因進行「勘探工程」、「工程」及「外部工程」和相關檢驗與維修工程而對「綠色間黑交叉線範圍」及任何其他毗連或毗鄰「政府」或批租土地產生或引致損害，「買方」應自費以「署長」全面滿意的方式還原及修葺。

(h) 如因「買方」遵照本批地特別條款的規定進行或擬進行任何工程，或因「買方」遺漏、疏忽或失責不執行任何防止「綠色間黑交叉線範圍」山泥傾瀉危害（包括礫石瀉墜）的任何穩定或防護工程，以致引起或連帶造成任何訴訟、法律程序、責任、索償、費用、開支或訴求等，「買方」將向「政府」作出賠償並確保其免責。倘因為或鑒於「買方」遵照本批地特別條款行使其通行權而招致或蒙受任何損失、損害、滋擾或騷擾等，「政府」、其人員及承辦商概毋須就此承擔責任，「買方」不可就此等損失、損害、滋擾或騷擾向「政府」、其人員及承辦商提出任何索償。

(3) 「批地文件」第(33)條批地特別條款訂明：

(a) 如「該地段」或任何「政府」土地現時或以往曾經配合或因應「該地段」或其任何部分的塑造、平整或發展事宜進行任何削土、移土或土地後移工程，或任何建造或填土工程或任何類型的斜坡處理工程等，或此等「批地條款」等規定「買方」執行的任何其他工程或為任何其他目的執行工程，不論事前是否獲「署長」書面同意，「買方」亦須在當時或嗣後任何時間，按需要自費進行及建造斜坡處理工程、護土牆或其他支承結構、防護結構、排水或輔助或其他工程，以保護和支撐「該地段」內的土地及任何毗連或毗鄰「政府」土地或已批租土地，同時避免及防止其後發生滑土、山泥傾瀉或地陷。「買方」應在本文協定的批租年期內的任何時間自費維修上述土地、斜坡處理工程、護土牆或其他支承結構、防護結構、排水或附屬或其他工程，以保持其狀況良好及維修充足，令「署長」滿意。

.....

(c) 無論何時，如因「買方」進行任何塑造、平整、發展或其他工程或因其他原因導致或引起「該地段」內的土地或任何毗連或毗鄰「政府」土地或已批租土地發生任何滑土、山泥傾瀉或地陷，「買方」須自費還原並修葺該處，以令「署長」滿意，同時向「政府」、其代理及承辦商因此等滑土、山泥傾瀉或地陷而蒙受或招致或可能蒙受或招致的所有費用、收費、損害、訴求及索償作出賠償，並確保彼等免責。

(d) 除享有本文訂明可就違反此等「批地條款」追討之任何其他權利或補償權外，「署長」另有權向「買方」發出書面通知，要求「買方」進行、建造和維修上述的土地、斜坡處理工程、護土牆或其他支承結構、防護結構、排水或輔助或其他工程，又或還原並修葺任何滑土、山泥傾瀉或地陷範圍。如「買方」疏忽或不在通知所訂明的期限內以「署長」滿意的方式遵從通知，「署長」可即時執行及進行必要的工程。「買方」必須在接獲通知時向「政府」償還有關的費用，以及任何行政或專業收費與費用。

(4) 每名發展項目物業擁有人均須分擔維修工程的費用。

(5) 顯示該斜坡，已經或將會在本期數所位於的土地之內或之外建造的護土牆及有關構築物已載於本節末頁。

(6) 根據公契，本期數的管理人獲擁有人授權進行該等維修工程。

註：本節中「買方」一詞指「批地文件」訂明的「買方」，如上下文意允許或指定則包括其遺產執行人、遺產管理人及受讓人；如屬公司「買方」則包括其繼承人及受讓人。

(1) The Land Grant requires the owners of the residential properties in the Phase to maintain the slopes at their own costs.

(2) Special Condition No.(19) of the Land Grant stipulates that:-

(a) (i) The Purchaser hereby acknowledges that the lot may be affected by landslip hazards including boulder falls due to the natural terrain on the south-western side of the lot within the Green Cross-hatched Black Area. The Purchaser shall, prior to the commencement of any building works (excluding demolition works referred to in Special Condition No.(2) hereof but including site formation works) on the lot, at his own expense, employ an engineer or consultant or authorized person (as defined in the Building Ordinance, any regulations made thereunder and any amending legislation or legislation in substitution therefor) to carry out a detailed geotechnical investigation within the lot and the Green Cross-hatched Black Area for any landslip, hazards and any stabilization or protective works against boulder falls required to be made (hereinafter referred to as “the Investigation”). A submission covering the Investigation shall be made by the Purchaser to the Geotechnical Engineering Office for checking and approval. The Purchaser shall not carry out any ground investigation on any Government land outside the Green Cross-hatched Black Area without the prior written consent of the Director.

(ii) The Purchaser hereby acknowledges and accepts that all costs, charges, fees and expenses whatsoever incurred, whether in respect of carrying out the Investigation or the stabilization or protective works against boulder falls will be the sole responsibility of the Purchaser and at his own expense and that the Government shall be under no liability to the Purchaser or its successors and assigns in respect of such costs, charges, fees and expenses.

(b) After obtaining approval of the Investigation, the Purchaser shall, at his own expense, carry out all necessary mitigation and stabilization works within the lot and the Green Cross-hatched Black Area as the Geotechnical Engineering Office may require or approve (hereinafter referred to as “the Works”) and in all respects to the satisfaction of the Director and the Geotechnical Engineering Office.

(c) Where it is deemed necessary by the Government or the Purchaser or both to carry out mitigation and stabilization works on any Government land including the Green Cross-hatched Black Area (hereinafter referred to as “the Outside Works”), the Purchaser shall, upon receipt of the Director’s approval of or request for the Outside Works, at his own expense carry out and complete the Outside Works, to the satisfaction of the Director. The Purchaser shall within such time limit as shall be specified by the Director, at his own expense, register in the Land Registry against the lot a record plan accepted by the Director indicating the location and scope of the Outside Works.

(d) Without prejudice to the generality of Special Condition No. (33) hereof, the Purchaser shall at all times during the term hereby agreed to be granted maintain at his own expense the Works and the Outside Works in good and substantial repair and condition to the satisfaction of the Director to ensure the continuing functioning of the Works and the Outside Works. In addition to any rights or remedies the Government may have against the Purchaser for breach of the Purchaser’s obligation to maintain the Works and the Outside Works as herein provided, the Director shall be entitled by notice in writing to call upon the Purchaser to carry out all and any maintenance works in relation to the Works and Outside Works and within such time limit as the Director shall in his absolute discretion deem fit. If the Purchaser shall neglect or fail to comply with such notice to the satisfaction of the Director within the time limit specified therein, the Director may forthwith execute and carry out the required maintenance works and the Purchaser shall on demand repay to the Government a sum equal to the cost thereof, together with

any administrative and professional fees and charges. Such sum shall be determined by the Director whose determination shall be final and shall be binding on the Purchaser.

(e) The Investigation, the Works and the Outside Works shall in all respects comply with the Buildings Ordinance, any regulations made thereunder, any amending legislation or legislation in substitution therefor and any other relevant government legislation.

(f) For the purpose of carrying out the Investigation, the Works, the Outside Works and the inspection and maintenance thereof, the Purchaser shall, on the date of this Agreement, be given the right of free ingress, egress and regress to and from the lot and the Green Cross-hatched Black Area.

(g) The Purchaser shall at his own expense and in all respects to the satisfaction of the Director reinstate and make good any damage to the Green Cross-hatched Black Area and any other adjacent or adjoining Government or leased land as a result of or arising out of the carrying out of the Investigation, the Works, the Outside Works and the inspection and maintenance thereof.

(h) The Purchaser hereby indemnifies and shall keep indemnified the Government from and against all actions, proceedings, liabilities, claims, costs, expenses and demands whatsoever arising out of or incidental to any works carried out or to be carried out pursuant to the terms of this Special Condition or the omission, neglect or default by the Purchaser to carry out any such works or any protective works against landslip hazard including boulder falls from the Green Cross-hatched Black Area. The Government, its officers and contractors shall have no liability in respect of any loss, damage, nuisance or disturbance whatsoever caused to or suffered by the Purchaser arising out of or incidental to the exercise of his rights of access by the Purchaser under this Special Condition and no claim shall be made against the Government, its officers and contractors by the Purchaser in respect of any such loss, damage, nuisance or disturbance.

(3) Special Condition No.(33) of the Land Grant stipulates that:-

(a) Where there is or has been any cutting away, removal or setting back of any land, or any building up or filling in or any slope treatment works of any kind whatsoever, whether with or without the prior written consent of the Director, either within the lot or any Government land, which is or was done for the purpose of or in connection with the formation, levelling or development of the lot or any part thereof or any other works required to be done by the Purchaser under these Conditions, or for any other purpose, the Purchaser shall at his own expense carry out and construct such slope treatment works, retaining walls or other support, protection, drainage or ancillary or other works as shall or may then or at any time thereafter be necessary to protect and support such land within the lot and also any adjacent or adjoining Government or leased land and to obviate and prevent any falling away, landslip or subsidence occurring thereafter. The Purchaser shall at all times during the term hereby agreed to be granted maintain at his own expense the said land, slope treatment works, retaining walls or other support, protection, drainage or ancillary or other works in good and substantial repair and condition to the satisfaction of the Director.

.....

(c) In the event that as a result of or arising out of any formation, levelling, development or other works done by the Purchaser or owing to any other reason, any falling away, landslip or subsidence occurs at any time, whether in or from any land, within the lot or from any adjacent or adjoining Government or leased land, the Purchaser shall at his own expense reinstate and make good the same to the satisfaction of the Director and shall indemnify the Government its agents and contractors from and against all costs, charges, damages, demands and claims

whatsoever which shall or may be made, suffered or incurred through or by reason of such falling away, landslip or subsidence.

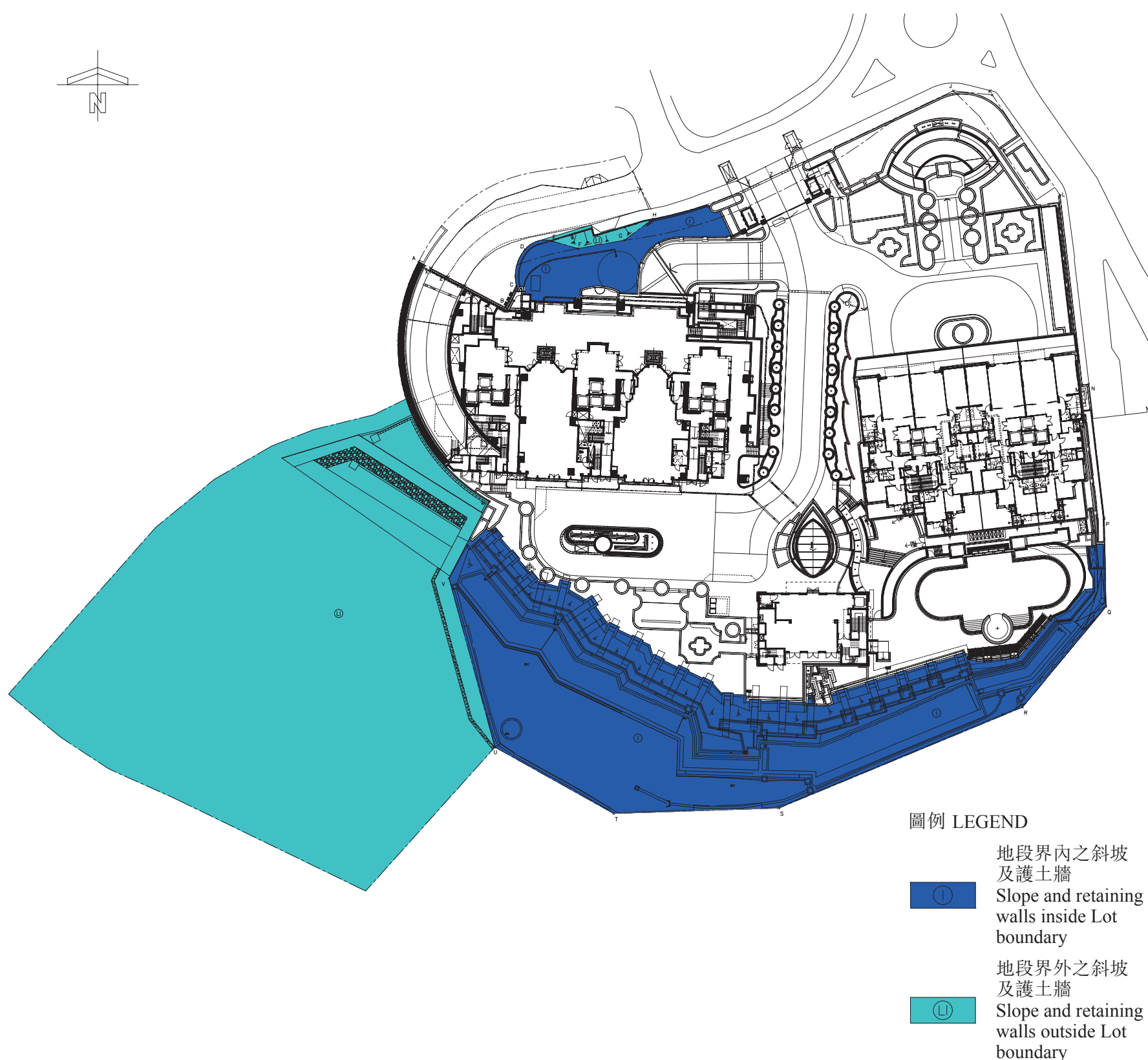
- (d) In addition to any other rights or remedies herein provided for breach of any of these Conditions, the Director shall be entitled by notice in writing to call upon the Purchaser to carry out, construct and maintain the said land, slope treatment works, retaining walls, or other support, protection, and drainage or ancillary or other works or to reinstate and make good any falling away, landslip or subsidence, and if the Purchaser shall neglect or fail to comply with the notice to the satisfaction of the Director within the period specified therein, the Director may forthwith execute and carry out any necessary works and the Purchaser shall on demand repay to the Government the cost thereof, together with any administrative or professional fees and charges.

- (4) Each of the owners of the residential properties is obliged to contribute towards the costs of the maintenance work.

- (5) The plan for the slopes, retaining walls and related structures constructed or to be constructed within or outside the land on which the Phase is situated is set out at the end of this section.

- (6) Under the deed of mutual covenant, the manager of the Phase has the owners' authority to carry out such maintenance work.

Remark: The "Purchaser" as mentioned in this section means the Purchaser under the Land Grant and where the context so admits or requires his executors, administrators and assigns and in case of a corporation its successors and assigns.



備註：此圖僅作顯示斜坡及護土牆的位置，圖中所示之其他事項未必能反映其最新狀況。

Remark: This plan is for showing the locations of slopes and retaining walls only. Other matters shown in this plan may not reflect their latest conditions.

A. 吊船系統

根據發展項目公契(「公契」)：

就屬於住宅單位一部分之任何天台、前庭、露台或工作平台，管理人有權保養、操作、暫時安裝、移動清潔吊船及/或任何吊船吊臂系統、其他管理裝備或裝置(公契中統稱「吊船」，該詞亦包括所有支架、鉸鏈、支柱或其他相關裝備)及進入、越過及/或踏上該天台、前庭、露台或工作平台或該前庭之護牆以服務、清潔、保養、維修、翻新及/或更換發展項目外部任何部分，且當管理人發出合理事先通知時，其受僱人、代理人、承判商及獲妥為授權人士可進入該天台、前庭、露台或工作平台以操作、安裝、維持、存放及/或停泊吊船，惟管理人行使上述權利時須確保對單位造成最少騷擾並須自費修復任何因此造成之損害及須為其或其職員、僱員及承判商等疏忽、蓄意或刑事行為負責。

上文以公契條款為準。

A. Gondola

According to the deed of mutual covenant in respect of the Development (the “DMC”):

In respect of any roof, terrace, balcony or utility platform forming part of a Residential Unit, the Manager shall have the right to maintain, operate, temporarily install, move the cleaning gondola and/or any davit arm, other equipment or device of management (collectively referred to in the DMC as the “gondola” which expression shall include all brackets, hinges, posts or other related equipment) and have access to, over and/or on the roof, terrace, balcony or utility platform or the parapet walls of the terrace, to service, cleanse, maintain, repair, renovate, and/or replace any part of any exterior of the Development, and on prior reasonable notice for the Manager, its servants, agents, contractors and persons duly authorized to enter upon the roof, terrace, balcony or utility platform for the purposes of operating, installing, keeping, storing and/or parking the gondola Provided that the Manager shall in the exercise of its aforesaid rights ensure that the least disturbance is caused to the Units and shall at its own costs and expense make good any damage caused thereby and shall be liable for negligence or wilful or criminal acts of the Manager, its staff, employees and contractors, etc.

The above is subject to the provisions of the DMC.

期數之互聯網網站 Website of the Phase

賣方為施行《一手住宅物業銷售條例》第2部而就期數指定的互聯網網站的網址：**www.21borrettroad.hk**

The address of the website designated by the vendor for the Phase for the purposes of Part 2 of the Residential Properties (First-hand Sales) Ordinance: **www.21borrettroad.hk**

申請建築物總樓面面積寬免的資料

Information in application for concession on gross floor area of building

獲寬免總樓面面積的設施分項

於印製售樓說明書前呈交予並已獲建築事務監督批准的一般建築圖則上有關總樓面面積寬免的分項的最新資料，請見下表。如印製售樓說明書時尚未呈交最終修訂圖則予建築事務監督，則有(＃)號的資料可以由認可人士提供的資料作為基礎。直至最終修訂圖則於發出有關期數的佔用許可證前呈交予並獲建築事務監督批准前，以下分項資料仍可能有所修改。

Breakdown of GFA Concessions Obtained for All Features

Latest information on breakdown of GFA concessions as shown on the general building plans submitted to and approved by the Building Authority (BA) prior to the printing of the sales brochure is tabulated below. Information marked (＃) may be based on information provided by the authorized person if the sales brochure is printed prior to submission of the final amendment plans to the BA. The breakdown of GFA concessions may be subject to further changes until final amendment plans are submitted to and approved by the BA prior to the issuance of the occupation permit for the Phase.

		面積 (平方米) Area (m²)
根據《建築物(規劃)規例》第23(3)(b)條不計算的總樓面面積 Disregarded GFA under Building (Planning) Regulations 23(3)(b)		
1	停車場及上落客貨地方(公共交通總站除外) Carparks and loading/unloading areas excluding public transport terminus	不適用 Not applicable
2	機房及相類設施 Plant rooms and similar services	
2.1	所佔面積受相關《認可人士、註冊結構工程師及註冊岩土工程師作業備考》或規例限制的強制性設施或必要機房，例如升降機機房、電訊及廣播設備室等 Mandatory feature or essential plant room, area of which is limited by respective Practice Notes for Authorized Persons (PNAP) or regulation, such as lift machine room, telecommunications and broadcasting (TBE) room, refuse storage chamber, etc.	不適用 Not applicable
2.2	所佔面積不受任何《認可人士、註冊結構工程師及註冊岩土工程師作業備考》或規例限制的強制性設施或必要機房，例如僅由消防裝置及設備佔用的房間、電錶房、電力變壓房、食水及鹹水缸等 Mandatory feature or essential plant room, area of which is NOT limited by any PNAP or regulation such as room occupied solely by fire services installations (FSI) and equipment, meter room, transformer room, potable and flushing water tank, etc.	不適用 Not applicable
2.3	非強制性或非必要機房，例如空調機房、風櫃房等 Non-mandatory or non-essential plant room such as air-conditioning plant room, air handling unit (AHU) room, etc.	360.090
根據《建築物(規劃)規例》第23A(3)條不計算的總樓面面積 Disregarded GFA under Building (Planning) Regulations 23A(3)		
3.	供人離開或到達旅館時上落汽車的地方 Area for picking up and setting down persons departing from or arriving at the hotel by vehicle	不適用 Not applicable
4.	旅館的輔助性設施 Supporting facilities for a hotel	不適用 Not applicable
根據《聯合作業備考》提供的環保設施 Green Features under Joint Practice Notes		
5.	住宅樓宇露台 Balcony for residential buildings	358.191
6.	加闊的公用走廊及升降機大堂 Wider common corridor and lift lobby	不適用 Not applicable
7.	公用空中花園 Communal sky garden	不適用 Not applicable
8.	非住宅樓宇的公用平台花園 Communal podium garden for non-residential buildings	不適用 Not applicable
9.	隔聲鰭 Acoustic fin	不適用 Not applicable
10.	翼牆、捕風器及風斗 Wing wall, wind catcher and funnel	不適用 Not applicable
11.	非結構性預製外牆 Non-structural prefabricated external wall	251.997
12.	工作平台 Utility platform	66.750
13.	隔音屏障 Noise barrier	不適用 Not applicable
適意設施 Amenity Features		
14.	供保安人員和管理處員工使用的櫃檯、辦公室、儲物室、警衛室和廁所、業主立案法團辦公室 Counters, offices, stores, guard rooms and lavatories for watchmen and management staff, Owner's Corporation Office	18.100
15.	住宅康樂設施，包括僅供康樂設施使用的中空、機房、游泳池的濾水器機房、有蓋人行道等 Residential Recreational facilities including void, plant room, swimming pool filtration plant room, covered walkway etc. serving solely the recreational facilities	773.124
16.	有上蓋的園景區及遊樂場 Covered landscaped and play areas	1,144.080
17.	橫向屏障 / 有蓋人行道、花棚 Horizontal screen / covered walkway, trellis	24.273
18.	擴大升降機井道 Larger lift shaft	418.095
19.	煙囪管道 Chimney shaft	不適用 Not applicable
20.	其他非強制性或非必要機房，例如爐房、衛星電視共用天線房 Other non-mandatory or non-essential plant room, such as boiler room, satellite master antenna television (SMATV) room	58.785
21.	強制性設施或必要機房所需的管槽、氣槽 Pipe duct, air duct for mandatory or essential plant room	不適用 Not applicable

申請建築物總樓面面積寬免的資料

Information in application for concession on gross floor area of building

		面積 (平方米) Area (m²)
22.	非強制性設施或非必要機房所需的管槽、氣槽 Pipe duct, air duct for non-mandatory or non-essential plant room	不適用 Not applicable
23.	環保系統及設施所需的機房、管槽及氣槽 Plant room, pipe duct, air duct for environmentally friendly system and feature	不適用 Not applicable
24.	非住用發展項目中電影院、商場等的較高的淨高及前方中空 High headroom and void in front of cinema, shopping arcade etc. in non-domestic development	不適用 Not applicable
25.	非住用發展項目的公用主要入口 (尊貴入口) 上方的中空 Void over main common entrance (prestige entrance) in non-domestic development	不適用 Not applicable
26.	複式住宅單位及洋房的中空 Void in duplex domestic flat and house	不適用 Not applicable
27.	遮陽篷及反光罩 Sunshade and reflector	不適用 Not applicable
28.	小型伸出物，例如空調機箱、窗台、伸出的窗台 Minor projection such as air-conditioning box, window sill, projecting window	不適用 Not applicable
29.	其他伸出物，如空調機箱或伸出外牆超過750毫米的平台 Other projection such as air-conditioning box and platform with a projection of more than 750mm from the external wall	不適用 Not applicable
其他項目 Other Items		
30.	庇護層，包括庇護層兼空中花園 Refuge floor including refuge floor cum sky garden	不適用 Not applicable
31.	大型伸出/外懸設施下的有蓋面積 Covered area under large projecting / overhanging feature	不適用 Not applicable
32.	公共交通總站 Public transport terminus (PTT)	不適用 Not applicable
33.	共用構築物及樓梯 Party structure and common staircase	不適用 Not applicable
34.	僅供獲接納不計入總樓面面積的樓層使用的樓梯、升降機槽及垂直管道的水平面積 Horizontal area of staircase, lift shaft and vertical duct solely serving floor accepted as not being accountable for GFA	不適用 Not applicable
35.	公眾通道 Public passage	不適用 Not applicable
36.	因樓宇後移導致的覆蓋面積 Covered set back area	不適用 Not applicable
額外總樓面面積 Bonus GFA		
37.	額外總樓面面積 Bonus GFA	不適用 Not applicable

註：上述表格是根據屋宇署所發出的《認可人士、註冊結構工程師及註冊岩土工程師作業備考》ADM-2 規定的要求而制訂的。屋宇署會按實際需要不時更改有關要求。

Note: The above table is based on the requirements as stipulated in the Practice Note for Authorized Persons, Registered Structural Engineers and Registered Geotechnical Engineers ADM-2 issued by the Buildings Department. The Buildings Department may revise such requirements from time to time as appropriate.

建築物的環境評估

Environmental Assessment of the Building

不予評級

Unclassified.

發展項目的公用部分的預計能量表現或消耗

Estimated Energy Performance or Consumption for the Common Parts of the Development

於印製售樓說明書前呈交予建築事務監督發展項目的公用部分的預計能量表現或消耗的最近期資料：

Latest information on the estimated energy performance or consumption for the common parts of the development as submitted to the Building Authority prior to the printing of the sales brochures:

第I部分 Part I		
提供中央空調 Provision of Central Air Conditioning	否 No	
提供具能源效益的設施 Provision of Energy Efficient Features	是 Yes	
擬安裝的具能源效益的設施 Energy Efficient Features proposed	1) 高效能可變製冷劑流量系統及分體式冷氣機 2) 停車場 (配備一氧化碳監控裝置) High Performance VRV and Split Unit CO Sensor in Car Park	

第II部分：擬興建樓宇/部分樓宇預計每年能源消耗量(註腳1) Part II : The predicted annual energy use of the proposed building/part of building (Note 1)					
位置 Location	使用有關裝置的 內部樓面面積 (平方米) Internal Floor Area Served (m²)	基線樓宇 (註腳2) 每年能源消 耗量 Annual Energy Use of Baseline Building (Note 2)		擬興建樓宇每年能源消耗量 Annual Energy Use of Proposed Building	
		電力 <u>Electricity</u> 千瓦小時/ 平方米/年 kWh/m²/ annum	煤氣/石油氣 <u>Town Gas / LPG</u> 用量單位/ 平方米/年 unit/m²/ annum	電力 <u>Electricity</u> 千瓦小時/ 平方米/年 kWh/m²/ annum	煤氣/石油氣 <u>Town Gas / LPG</u> 用量單位/ 平方米/年 unit/m²/ annum
有使用中央屋宇裝備裝置(註腳3)的部分 Area served by central building services installation (Note 3)	41,750	206.6	不適用 N/A	182.6	不適用 N/A

第III部分：以下裝置乃按機電工程署公布的相關實務守則設計 Part III : The following installations are designed in accordance with the relevant Codes of Practices published by the Electrical & Mechanical Services Department (EMSD)			
裝置類型 Type of Installations	是 YES	否 NO	不適用 N/A
照明裝置 Lighting Installations	✓		
空調裝置 Air Conditioning Installations	✓		
電力裝置 Electrical Installations	✓		
升降機及自動梯的裝置 Lift & Escalator Installations	✓		
以總能源為本的方法 Performance-based Approach	✓		

註腳：

1. 一般而言，一棟樓宇的預計“每年能源消耗量”愈低，其節約能源的效益愈高。如一棟樓宇預計的“每年能源消耗量”低於該樓宇的“基線樓宇每年能源消耗量”，則代表預計該樓宇的能源應用較其基線樓宇有效，削減幅度愈大則代表有關樓宇能源節約的效益愈高。

預計每年能源消耗量〔以耗電量（千瓦小時/平方米/年）及煤氣/石油氣消耗量（用量單位/平方米/年）計算〕，指將發展項目的每年能源消耗總量除以使用有關裝置的內部樓面面積所得出的商，其中：

- (a) “每年能源消耗量”與新建樓宇BEAM Plus 2010標準（第1.1版）第4節及附錄8中的「年能源消耗」具有相同涵義；及
 - (b) 樓宇、空間或單位的“內部樓面面積”，指外牆及/或共用牆的內壁之內表面起量度出來的樓面面積。
2. “基準樓宇”與新建樓宇BEAM Plus 2010標準（第1.1版）第4節及附錄8中的“基準建築物模式（零分標準）”具有相同涵義。
 3. “中央屋宇裝備裝置”與樓宇的屋宇裝備裝置能源效益實務守則（2015年版）中的涵義相同。

Notes:

1. In general, the lower the estimated "Annual Energy Use" of the building, the more efficient of the building in terms of energy use. For example, if the estimated "annual energy use of proposed building" is less than the estimated "annual energy use of baseline building", it means the predicted use of energy is more efficient in the proposed building than in the baseline building. The larger the reduction, the greater the efficiency.

The predicted annual energy use, in terms of electricity consumption (kWh/m²/annum) and town gas/LPG consumption (unit/m²/annum), of the development by the internal floor area served, where:

- (a) "total annual energy use" has the same meaning of "annual energy use" under Section 4 and Appendix 8 of the BEAM Plus 2010 for New Buildings (version 1.1); and
 - (b) "internal floor area", in relation a building, a space or a unit means the floor area of all enclosed space measured to the internal faces of enclosing external and/or party walls.
2. "Baseline Building" has the same meaning as "Baseline Building Model (zero-credit benchmark)" under Section 4 and Appendix 8 of the BEAM Plus 2010 for New Building (version 1.1).
 3. "Central Building Services Installation" has the same meaning as that in the Code of Practice for Energy Efficiency of Building Services Installations in Buildings (2015 edition).

本售樓說明書的印製日期

The date on which this sales brochure is printed

2020年11月30日

30th November 2020

改變

Changes

期數及其周邊地區日後可能出現改變。

There may be future changes to the Phase and the surrounding areas.

